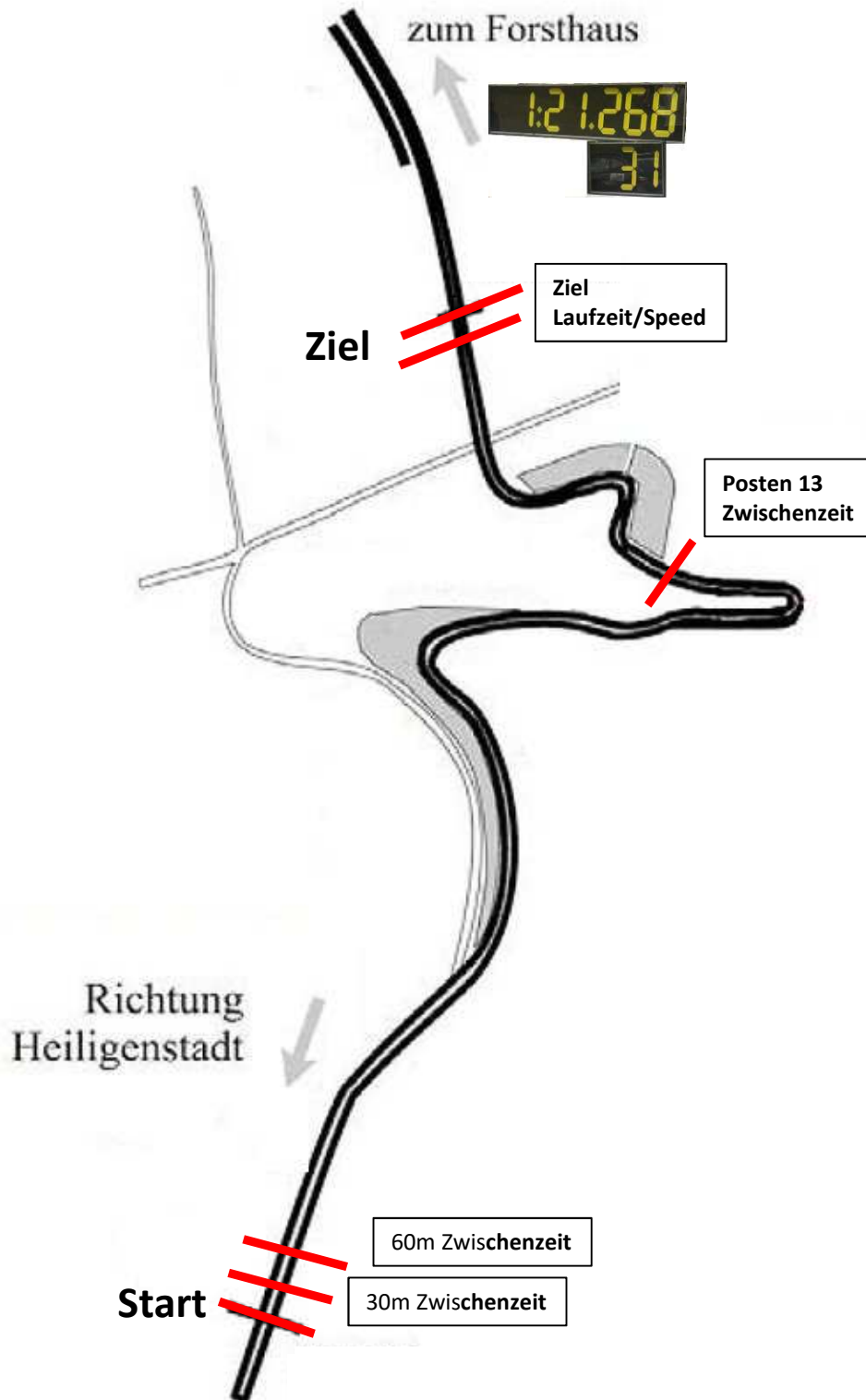












Streckenlänge: 2,050 km
Höhenunterschied: 200 m



Training - Sektorzeiten & Speeds

Motalin Berg-Cup GLPberg Tourenwagen/GT-Fahrzeuge ohne Hubraumbegrenzung

| | 30m | 30m-60m | Sektor 3 | Sektor 4 | Laufzeit | Speed (Lauf) |
|-----------------------------------|---|------------|---------------|-------------|---|--------------|
| 700 VON RHEIN-MORBE Stefan | Volvo 343 R-Sport | | DEU | |  | |
| Lauf 1: | 4.240 (17) | 2.291 (25) | 1:08.875 (23) | 28.909 (23) | 1:44.315 (24) | 70.75 km/h |
| Lauf 2: | 4.125 (16) | 2.235 (24) | 1:05.588 (21) | 27.030 (20) | 1:38.978 (23) | 74.56 km/h |
| Lauf 3: | 3.437 (5) | 2.065 (22) | 1:01.270 (19) | 25.374 (18) | 1:32.146 (21) | 80.09 km/h |
| Lauf 4: | 3.466 (17) | 2.112 (22) | 1:01.052 (21) | 25.331 (22) | 1:31.961 (21) | 80.25 km/h |
| 703 LAUSTER Stefan | Mercedes 190E DTM Klasse 1 Replica | | DEU | |  | |
| Lauf 1: | 3.546 (4) | 1.860 (10) | * () | * () | 1:24.632 (5) | 87.20 km/h |
| Lauf 2: | 4.108 (15) | 1.751 (6) | * () | * () | 1:21.024 (6) | 91.08 km/h |
| Lauf 3: | 3.222 (3) | 1.677 (5) | 49.886 (5) | 21.748 (6) | 1:16.533 (4) | 96.43 km/h |
| Lauf 4: | 2.861 (2) | 1.664 (8) | 49.342 (6) | 20.905 (4) | 1:14.772 (6) | 98.70 km/h |
| 704 POHLMANN Jörg | Alfa Romeo GTV 2.0 Stradale | | DEU | |  | |
| Lauf 1: | 4.476 (23) | 2.149 (22) | 59.656 (14) | 25.127 (13) | 1:31.408 (15) | 80.74 km/h |
| Lauf 2: | 4.204 (18) | 1.958 (17) | 53.983 (10) | 23.761 (11) | 1:23.906 (12) | 87.96 km/h |
| Lauf 3: | 3.593 (12) | 1.884 (14) | 52.885 (13) | 23.309 (13) | 1:21.671 (12) | 90.36 km/h |
| Lauf 4: | 3.239 (13) | 1.895 (17) | 52.031 (10) | 23.846 (16) | 1:21.011 (13) | 91.10 km/h |
| 708 MESSERSCHMIDT Heiko | Mitsubishi Lancer Evo 4 | | DEU | |  | |
| Lauf 1: | 3.263 (2) | 1.524 (1) | 56.313 (6) | 24.520 (9) | 1:25.620 (7) | 86.19 km/h |
| Lauf 2: | 2.910 (1) | 1.524 (1) | 52.714 (6) | 22.756 (7) | 1:19.904 (5) | 92.36 km/h |
| Lauf 3: | 2.570 (1) | 1.519 (1) | 50.548 (6) | 21.984 (7) | 1:16.621 (5) | 96.32 km/h |
| Lauf 4: | 2.622 (1) | 1.442 (1) | 47.225 (2) | 20.791 (3) | 1:12.080 (2) | 102.39 km/h |
| 710 LUDWIG Harald | Audi R8 | | DEU | |  | |
| Lauf 1: | 2.997 (1) | 1.578 (2) | 47.861 (1) | 22.274 (1) | 1:14.710 (1) | 98.78 km/h |
| Lauf 2: | 3.229 (2) | 1.588 (2) | 46.499 (1) | 21.465 (2) | 1:12.781 (1) | 101.40 km/h |
| Lauf 3: | 3.149 (2) | 1.567 (2) | 45.996 (1) | 21.015 (2) | 1:11.727 (1) | 102.89 km/h |
| Lauf 4: | 3.157 (8) | 1.583 (5) | 44.693 (1) | 20.573 (2) | 1:10.006 (1) | 105.42 km/h |
| 713 RAUCH Marco | Fiat 128 Coupé | | DEU | |  | |
| Lauf 1: | 4.273 (18) | 1.951 (14) | 56.393 (7) | 23.846 (7) | 1:26.463 (8) | 85.35 km/h |
| Lauf 2: | 4.141 (17) | 1.893 (14) | 53.915 (9) | 22.960 (8) | 1:22.909 (10) | 89.01 km/h |
| Lauf 3: | 3.612 (13) | 1.791 (11) | 52.796 (12) | 22.510 (10) | 1:20.709 (11) | 91.44 km/h |
| Lauf 4: | 3.417 (15) | 1.737 (12) | 50.445 (8) | 21.704 (7) | 1:17.303 (8) | 95.47 km/h |
| 714 RAUCH Rolf | Fiat 128 Rallye | | DEU | |  | |
| Lauf 1: | 4.313 (20) | 1.958 (15) | 1:03.088 (16) | 27.076 (19) | 1:36.435 (18) | 76.53 km/h |
| Lauf 2: | 4.009 (12) | 1.885 (12) | 56.765 (14) | 25.079 (15) | 1:27.738 (15) | 84.11 km/h |
| Lauf 3: | 3.540 (9) | 1.762 (9) | 54.334 (15) | 23.614 (15) | 1:23.250 (15) | 88.65 km/h |
| Lauf 4: | 3.432 (16) | 1.753 (14) | 52.867 (13) | 23.036 (13) | 1:21.088 (14) | 91.01 km/h |
| 715 PEGORETTI Fabio | VW Polo 1 | | DEU | |  | |
| Lauf 1: | 3.530 (3) | 1.936 (13) | 55.001 (4) | 23.343 (4) | 1:23.810 (4) | 88.06 km/h |
| Lauf 2: | 3.686 (6) | 1.925 (15) | 53.137 (7) | 22.720 (6) | 1:21.468 (8) | 90.59 km/h |
| Lauf 3: | 3.800 (14) | 1.924 (18) | 52.392 (9) | 22.200 (8) | 1:20.316 (9) | 91.89 km/h |
| Lauf 4: | 3.152 (7) | 1.734 (11) | 53.129 (14) | 21.520 (6) | 1:19.535 (11) | 92.79 km/h |

DNS = nicht gestartet | DNF = ausgefallen | DNC = nicht gewertet | DSQ = disqualifiziert





27. Int. ADAC Ibergrennen

1. - 2. Juni 2024

MC Heilbad Heiligenstadt e.V. im ADAC

37308 Heilbad Heiligenstadt

Strecke: L2023 in Richtung Kalteneber - Länge 2,050 km

Deutsche Automobil-Berg-Meisterschaft / DMSB Automobil-Berg-Cup

DMSB-Junioren-Berg-Pokal

DMSB

Reg. Nr. BG-13998/24

Training - Sektorzeiten & Speeds

| | 30m | 30m-60m | Sektor 3 | Sektor 4 | Laufzeit | Speed (Lauf) |
|----------------------------------|--------------------------------|------------|---------------|-------------|---------------|--------------|
| 716 PEGORETTI Paul | Fiat Cinquecento | | DEU | | | |
| Lauf 1: | 4.237 (16) | 2.319 (26) | 1:06.190 (22) | 27.714 (22) | 1:40.460 (23) | 73.46 km/h |
| Lauf 2: | 4.739 (24) | 2.289 (25) | 1:04.514 (20) | 26.947 (19) | 1:38.489 (22) | 74.93 km/h |
| Lauf 3: | 4.330 (24) | 2.311 (26) | 1:03.930 (22) | 26.593 (21) | 1:37.164 (24) | 75.95 km/h |
| Lauf 4: | 4.031 (23) | 2.253 (23) | 1:02.186 (23) | 25.162 (20) | 1:33.632 (22) | 78.82 km/h |
| 720 SCHÖNEN Jürgen | Opel Corsa A 1.3 SR | | DEU | | | |
| Lauf 1: | 4.066 (12) | 1.874 (11) | 58.166 (10) | 24.088 (8) | 1:28.194 (9) | 83.68 km/h |
| Lauf 2: | 4.079 (14) | 1.835 (10) | 54.035 (11) | 22.964 (9) | 1:22.913 (11) | 89.01 km/h |
| Lauf 3: | 4.039 (20) | 1.747 (8) | 52.272 (8) | 22.582 (11) | 1:20.640 (10) | 91.52 km/h |
| Lauf 4: | 3.101 (5) | 1.632 (6) | 49.357 (7) | 22.292 (10) | 1:16.382 (7) | 96.62 km/h |
| 722 STOLL Volker | Peugeot 206 RC | | DEU | | | |
| Lauf 1: | 3.702 (5) | 1.836 (9) | 59.452 (13) | 23.468 (5) | 1:28.458 (11) | 83.43 km/h |
| Lauf 2: | 3.468 (3) | 1.759 (7) | 53.750 (8) | 22.083 (5) | 1:21.060 (7) | 91.04 km/h |
| Lauf 3: | 3.523 (7) | 1.764 (10) | 52.624 (10) | 21.711 (4) | 1:19.622 (8) | 92.69 km/h |
| Lauf 4: | 3.107 (6) | 1.725 (10) | 52.668 (11) | 21.785 (9) | 1:19.285 (10) | 93.08 km/h |
| 725 SCHMITZ Jan | Ford Fiesta Sprint Cup | | DEU | | | |
| Lauf 1: | 4.413 (22) | 1.983 (16) | 57.448 (8) | 25.166 (14) | 1:29.010 (12) | 82.91 km/h |
| Lauf 2: | 4.339 (21) | 2.006 (18) | 55.299 (13) | 24.209 (13) | 1:25.853 (14) | 85.96 km/h |
| Lauf 3: | 3.902 (17) | 1.909 (17) | 53.425 (14) | 22.920 (12) | 1:22.156 (14) | 89.83 km/h |
| Lauf 4: | 3.536 (18) | 1.889 (16) | 52.695 (12) | 22.437 (11) | 1:20.557 (12) | 91.61 km/h |
| 726 KRUPP Christoph | VW Polo 86C G40 | | DEU | | | |
| Lauf 1: | 4.202 (15) | 2.128 (20) | 1:04.075 (19) | 26.745 (17) | 1:37.150 (20) | 75.97 km/h |
| Lauf 2: | 4.252 (19) | 2.167 (19) | 1:02.823 (19) | 27.209 (21) | 1:36.451 (21) | 76.52 km/h |
| Lauf 3: | 4.077 (21) | 1.998 (21) | 1:02.185 (21) | 27.068 (22) | 1:35.328 (23) | 77.42 km/h |
| Lauf 4: | 3.329 (14) | 1.835 (15) | 57.089 (18) | 24.633 (18) | 1:26.886 (18) | 84.94 km/h |
| 735 SEMINETH Sven | BMW 318ti Compact | | DEU | | | |
| Lauf 1: | 4.304 (19) | 2.161 (23) | 1:11.009 (24) | 30.118 (24) | 1:47.592 (25) | 68.59 km/h |
| Lauf 2: | 4.640 (23) | 2.226 (22) | 1:07.935 (22) | 28.928 (22) | 1:43.729 (24) | 71.15 km/h |
| Lauf 3: | 4.218 (23) | 2.130 (23) | 1:04.230 (23) | 28.226 (23) | 1:38.804 (25) | 74.69 km/h |
| Lauf 4: | 3.729 (20) | 2.082 (21) | 1:01.377 (22) | 27.175 (23) | 1:34.363 (23) | 78.21 km/h |
| 739 KAUFEL-MEIER Jennifer | Fiat Abarth 850 Spezial | | DEU | | | |
| Lauf 1: | 3.711 (6) | 2.212 (24) | 1:16.015 (25) | 33.509 (25) | 1:55.447 (26) | 63.93 km/h |
| Lauf 2: | 3.624 (5) | 2.233 (23) | 1:11.144 (23) | 29.390 (23) | 1:46.391 (25) | 69.37 km/h |
| Lauf 3: | 3.570 (10) | 2.171 (25) | 1:07.910 (24) | 29.196 (24) | 1:42.847 (26) | 71.76 km/h |
| Lauf 4: | * (0) | * (0) | * (0) | * (0) | DNS (0) | * |
| 745 MARTINEZ SCHRAMM Jan | PRC Prototyp | | DEU | | | |
| Lauf 1: | 3.718 (7) | 1.821 (7) | 1:03.892 (18) | 26.459 (15) | 1:35.890 (17) | 76.96 km/h |
| Lauf 2: | * (0) | * (0) | * (0) | * (0) | DNS (0) | * |
| Lauf 3: | 3.300 (4) | 1.893 (15) | * (0) | * (0) | 1:28.596 (19) | 83.30 km/h |
| Lauf 4: | 3.180 (9) | 1.561 (3) | 55.293 (17) | 24.620 (17) | 1:24.654 (17) | 87.18 km/h |

DNS = nicht gestartet | DNF = ausgefallen | DNC = nicht gewertet | DSQ = disqualifiziert



www.berg-zeitnahme.de

Seite: 2 / 12



GLPberg
MOTALIN Berg Cup 2024



Training - Sektorzeiten & Speeds

| | 30m | 30m-60m | Sektor 3 | Sektor 4 | Laufzeit | Speed (Lauf) |
|--------------------------------|------------------------------|------------|---------------|-------------|---------------|--------------|
| 752 HÜNERASKY Christian | Mercedes C Klasse | | DEU | | | |
| Lauf 1: | 4.035 (11) | 1.812 (6) | 53.652 (3) | 23.015 (3) | 1:22.514 (3) | 89.44 km/h |
| Lauf 2: | 3.846 (7) | 1.690 (5) | 48.735 (2) | 20.627 (1) | 1:14.898 (2) | 98.53 km/h |
| Lauf 3: | 5.050 (26) | 1.955 (20) | 48.300 (2) | 20.743 (1) | 1:16.048 (3) | 97.04 km/h |
| Lauf 4: | * (0) | * (0) | * (0) | * (0) | DNS (0) | * |
| 753 VEIT Kevin | BMW E30 | | DEU | | | |
| Lauf 1: | 3.963 (10) | 1.647 (3) | 57.736 (9) | 25.040 (11) | 1:28.386 (10) | 83.50 km/h |
| Lauf 2: | 4.335 (20) | 1.593 (3) | 52.534 (5) | 23.632 (10) | 1:22.094 (9) | 89.90 km/h |
| Lauf 3: | 3.938 (18) | 1.586 (3) | 49.420 (4) | 22.281 (9) | 1:17.225 (6) | 95.56 km/h |
| Lauf 4: | 2.991 (3) | 1.495 (2) | 47.814 (3) | 21.765 (8) | 1:14.065 (4) | 99.64 km/h |
| 754 STEGMANN Tobias | Schneider Audi 50 | | DEU | | | |
| Lauf 1: | 3.759 (8) | 1.834 (8) | 56.071 (5) | 23.542 (6) | 1:25.206 (6) | 86.61 km/h |
| Lauf 2: | 3.489 (4) | 1.768 (8) | 51.783 (4) | 21.998 (4) | 1:19.038 (4) | 93.37 km/h |
| Lauf 3: | 3.470 (6) | 1.741 (6) | 50.868 (7) | 21.716 (5) | 1:17.795 (7) | 94.86 km/h |
| Lauf 4: | 3.222 (11) | 1.668 (9) | 48.306 (5) | 20.313 (1) | 1:13.509 (3) | 100.40 km/h |
| 755 KREIM Achim | Fiat 131A | | DEU | | | |
| Lauf 1: | 4.498 (24) | 1.878 (12) | 1:02.003 (15) | 26.606 (16) | 1:34.985 (16) | 77.70 km/h |
| Lauf 2: | 5.197 (25) | 1.870 (11) | 57.003 (15) | 25.000 (14) | 1:29.070 (16) | 82.86 km/h |
| Lauf 3: | 4.348 (25) | 1.806 (12) | 55.565 (16) | 24.015 (16) | 1:25.734 (16) | 86.08 km/h |
| Lauf 4: | * (0) | * (0) | * (0) | * (0) | DNS (0) | * |
| 756 PAPE Manfred | VW Golf 2 16V | | DEU | | | |
| Lauf 1: | 4.189 (14) | 2.075 (18) | 1:05.313 (20) | 27.638 (21) | 1:39.215 (21) | 74.38 km/h |
| Lauf 2: | 3.869 (9) | 2.191 (20) | * (0) | * (0) | 1:35.024 (20) | 77.66 km/h |
| Lauf 3: | 3.977 (19) | 2.135 (24) | 1:01.927 (20) | 26.330 (20) | 1:34.369 (22) | 78.20 km/h |
| Lauf 4: | 3.800 (21) | 1.946 (19) | 58.837 (20) | 25.261 (21) | 1:29.844 (20) | 82.14 km/h |
| 757 BERGHOFF Volker | Mini Cooper Innocenti | | DEU | | | |
| Lauf 1: | 4.377 (21) | 2.035 (17) | 59.240 (12) | 25.070 (12) | 1:30.722 (14) | 81.35 km/h |
| Lauf 2: | 4.078 (13) | 1.940 (16) | 1:00.189 (17) | 25.506 (17) | 1:31.713 (18) | 80.47 km/h |
| Lauf 3: | 3.888 (16) | 1.908 (16) | * (0) | * (0) | 1:26.664 (17) | 85.16 km/h |
| Lauf 4: | 3.894 (22) | 1.907 (18) | 54.775 (16) | 23.484 (14) | 1:24.060 (16) | 87.79 km/h |
| 758 FECHTER Jürgen | VW Corrado | | DEU | | | |
| Lauf 1: | 3.810 (9) | 1.690 (4) | 51.481 (2) | 22.444 (2) | 1:19.425 (2) | 92.92 km/h |
| Lauf 2: | 3.856 (8) | 1.668 (4) | 49.580 (3) | 21.723 (3) | 1:16.827 (3) | 96.06 km/h |
| Lauf 3: | 3.535 (8) | 1.673 (4) | 49.029 (3) | 21.553 (3) | 1:15.790 (2) | 97.37 km/h |
| Lauf 4: | 3.191 (10) | 1.656 (7) | 48.180 (4) | 21.332 (5) | 1:14.359 (5) | 99.25 km/h |
| 759 KÖHLER Hans Ewald | VW Polo 6N | | DEU | | | |
| Lauf 1: | 4.831 (26) | 2.146 (21) | 1:05.681 (21) | 26.751 (18) | 1:39.409 (22) | 74.24 km/h |
| Lauf 2: | 4.599 (22) | 2.204 (21) | 1:01.336 (18) | 26.185 (18) | 1:34.324 (19) | 78.24 km/h |
| Lauf 3: | 3.584 (11) | 1.935 (19) | 59.257 (18) | 25.465 (19) | 1:30.241 (20) | 81.78 km/h |
| Lauf 4: | 3.557 (19) | 1.983 (20) | 57.818 (19) | 24.691 (19) | 1:28.049 (19) | 83.82 km/h |

DNS = nicht gestartet | DNF = ausgefallen | DNC = nicht gewertet | DSQ = disqualifiziert



Training - Sektorzeiten & Speeds

| | 30m | 30m-60m | Sektor 3 | Sektor 4 | Laufzeit | Speed (Lauf) |
|--------------------------|--------------------------------|------------|---------------|-------------|---------------|--------------|
| 760 ITTMANN Mario | Opel Kadett D GT/E | | DEU | | | |
| Lauf 1: | 4.573 (25) | 1.784 (5) | 58.412 (11) | 24.523 (10) | 1:29.292 (13) | 82.65 km/h |
| Lauf 2: | 3.941 (11) | 1.796 (9) | 54.398 (12) | 23.881 (12) | 1:24.016 (13) | 87.84 km/h |
| Lauf 3: | 4.122 (22) | 1.741 (6) | 52.647 (11) | 23.603 (14) | 1:22.113 (13) | 89.88 km/h |
| Lauf 4: | 3.083 (4) | 1.580 (4) | 51.140 (9) | 22.557 (12) | 1:18.360 (9) | 94.18 km/h |
| 761 STOYE Ronny | Opel Kadett C Limousine | | DEU | | | |
| Lauf 1: | 4.073 (13) | 2.107 (19) | 1:03.328 (17) | 27.469 (20) | 1:36.977 (19) | 76.10 km/h |
| Lauf 2: | 3.916 (10) | 1.885 (12) | 58.783 (16) | 25.469 (16) | 1:30.053 (17) | 81.95 km/h |
| Lauf 3: | 3.876 (15) | 1.870 (13) | 56.664 (17) | 24.843 (17) | 1:27.253 (18) | 84.58 km/h |
| Lauf 4: | 3.234 (12) | 1.744 (13) | 54.017 (15) | 23.827 (15) | 1:22.822 (15) | 89.11 km/h |

Gruppe 5 Klasse 5c - Pf > 259

| | 30m | 30m-60m | Sektor 3 | Sektor 4 | Laufzeit | Speed (Lauf) |
|-----------------------------|--------------------------------|-----------|------------|------------|--------------|--------------|
| 560 FRIEDRICH Lukas | Ford Fiesta | | DEU | | | |
| Lauf 1: | 3.651 (4) | 1.779 (5) | 52.181 (1) | 22.168 (1) | 1:19.779 (1) | 92.51 km/h |
| Lauf 2: | 3.625 (4) | 1.776 (5) | 49.196 (1) | 21.368 (1) | 1:15.965 (1) | 97.15 km/h |
| Lauf 3: | 3.788 (7) | 1.795 (6) | * () | * () | 1:16.091 (2) | 96.99 km/h |
| Lauf 4: | 3.471 (7) | 1.741 (5) | 46.555 (2) | 19.846 (1) | 1:11.613 (1) | 103.05 km/h |
| 561 FAULHABER Stefan | BMW 318iS | | DEU | | | |
| Lauf 1: | 3.398 (1) | 1.943 (8) | 56.004 (5) | 24.792 (7) | 1:26.137 (6) | 85.68 km/h |
| Lauf 2: | 3.119 (1) | 1.921 (7) | * () | * () | 1:21.565 (7) | 90.48 km/h |
| Lauf 3: | 3.124 (1) | 1.912 (7) | 53.714 (7) | 22.533 (5) | 1:21.283 (7) | 90.79 km/h |
| Lauf 4: | 3.117 (2) | 1.948 (8) | 52.596 (7) | 22.083 (6) | 1:19.744 (7) | 92.55 km/h |
| 562 FINK Folker | Citroën C2 VTS | | DEU | | | |
| Lauf 1: | 3.869 (7) | 1.867 (6) | * () | * () | 1:22.220 (4) | 89.76 km/h |
| Lauf 2: | 4.255 (8) | 1.989 (8) | 51.544 (5) | 22.383 (3) | 1:20.171 (6) | 92.05 km/h |
| Lauf 3: | 3.419 (4) | 1.773 (5) | 48.264 (1) | 21.645 (1) | 1:15.101 (1) | 98.27 km/h |
| Lauf 4: | 3.164 (3) | 1.694 (4) | 47.515 (3) | 21.107 (4) | 1:13.480 (3) | 100.44 km/h |
| 563 FLADUNG Ralf | Weiss Peugeot 207 Sport | | DEU | | | |
| Lauf 1: | 3.692 (5) | 1.723 (3) | 54.604 (4) | 23.966 (4) | 1:23.985 (5) | 87.87 km/h |
| Lauf 2: | 3.554 (2) | 1.692 (2) | 51.159 (4) | 22.384 (4) | 1:18.789 (4) | 93.67 km/h |
| Lauf 3: | 3.448 (5) | 1.634 (3) | 50.009 (4) | 21.905 (3) | 1:16.996 (5) | 95.85 km/h |
| Lauf 4: | * () | 1.857 (7) | * () | * () | DNF () | * |
| 564 FINK Markus | Citroën C2 VTS | | DEU | | | |
| Lauf 1: | 3.649 (3) | 1.692 (2) | 52.468 (2) | 22.688 (2) | 1:20.497 (2) | 91.68 km/h |
| Lauf 2: | 3.921 (7) | 1.692 (2) | 50.153 (2) | 21.645 (2) | 1:17.411 (2) | 95.34 km/h |
| Lauf 3: | 3.389 (3) | 1.626 (2) | 49.394 (3) | 21.772 (2) | 1:16.181 (3) | 96.87 km/h |
| Lauf 4: | 3.406 (6) | 1.628 (2) | 48.756 (5) | 21.454 (5) | 1:15.244 (5) | 98.08 km/h |

DNS = nicht gestartet | DNF = ausgefallen | DNC = nicht gewertet | DSQ = disqualifiziert



27. Int. ADAC Ibergrennen

1. - 2. Juni 2024

MC Heilbad Heiligenstadt e.V. im ADAC

37308 Heilbad Heiligenstadt

Strecke: L2023 in Richtung Kalteneber - Länge 2,050 km

Deutsche Automobil-Berg-Meisterschaft / DMSB Automobil-Berg-Cup

DMSB-Junioren-Berg-Pokal

DMSB

Reg. Nr. BG-13998/24

Training - Sektorzeiten & Speeds

| | 30m | 30m-60m | Sektor 3 | Sektor 4 | Laufzeit | Speed (Lauf) |
|----------------------------|-----------------------|-----------|------------|------------|--------------|--------------|
| 566 ALTMANN Dieter | Citroën C2 | | | | | DEU |
| Lauf 1: | 3.515 (2) | 1.632 (1) | 56.876 (7) | 24.649 (6) | 1:26.672 (8) | 85.15 km/h |
| Lauf 2: | 3.913 (6) | 1.669 (1) | * | * | 1:20.155 (5) | 92.07 km/h |
| Lauf 3: | 3.281 (2) | 1.603 (1) | 50.801 (5) | 22.541 (6) | 1:18.226 (6) | 94.34 km/h |
| Lauf 4: | 3.059 (1) | 1.534 (1) | 48.154 (4) | 20.787 (3) | 1:13.534 (4) | 100.36 km/h |
| 568 SCHÄFER Andreas | Honda CRX | | | | | DEU |
| Lauf 1: | 3.779 (6) | 1.778 (4) | 53.143 (3) | 23.410 (3) | 1:22.110 (3) | 89.88 km/h |
| Lauf 2: | 3.567 (3) | 1.692 (2) | 50.207 (3) | 22.619 (5) | 1:18.085 (3) | 94.51 km/h |
| Lauf 3: | 3.667 (6) | 1.753 (4) | 48.979 (2) | 22.203 (4) | 1:16.602 (4) | 96.34 km/h |
| Lauf 4: | 3.256 (4) | 1.637 (3) | 46.128 (1) | 20.724 (2) | 1:11.745 (2) | 102.86 km/h |
| 569 FINK Florian | Citroën DS3 R1 | | | | | DEU |
| Lauf 1: | 3.916 (8) | 1.927 (7) | 56.087 (6) | 24.382 (5) | 1:26.312 (7) | 85.50 km/h |
| Lauf 2: | 3.886 (5) | 1.918 (6) | 54.061 (6) | 23.930 (6) | 1:23.795 (8) | 88.07 km/h |
| Lauf 3: | 3.806 (8) | 1.918 (8) | 53.302 (6) | 23.225 (7) | 1:22.251 (8) | 89.73 km/h |
| Lauf 4: | 3.325 (5) | 1.851 (6) | 52.250 (6) | 22.281 (7) | 1:19.707 (6) | 92.59 km/h |

Gruppe 5 Klasse 5b - Pf 200 - 259

| | 30m | 30m-60m | Sektor 3 | Sektor 4 | Laufzeit | Speed (Lauf) |
|----------------------------|-----------------------------------|-----------|------------|------------|--------------|--------------|
| 530 NEU Kai | Ford NSport Focus | | | | | DEU |
| Lauf 1: | 3.718 (2) | 1.648 (1) | 47.146 (1) | 21.056 (1) | 1:13.568 (1) | 100.32 km/h |
| Lauf 2: | 3.538 (2) | 1.608 (1) | 45.290 (1) | 20.344 (1) | 1:10.780 (1) | 104.27 km/h |
| Lauf 3: | 3.402 (1) | 1.536 (1) | 45.495 (1) | 20.373 (1) | 1:10.806 (1) | 104.23 km/h |
| Lauf 4: | 3.320 (2) | 1.518 (1) | 43.871 (1) | 19.232 (1) | 1:07.941 (1) | 108.62 km/h |
| 531 GOLDBACH Markus | Renault Wiebe Megane Coupé | | | | | DEU |
| Lauf 1: | 3.596 (1) | 1.705 (2) | 54.171 (3) | 23.194 (3) | 1:22.666 (3) | 89.27 km/h |
| Lauf 2: | 3.397 (1) | 1.683 (3) | 51.641 (3) | 22.154 (2) | 1:18.875 (2) | 93.57 km/h |
| Lauf 3: | 3.492 (2) | 1.610 (2) | 49.245 (2) | 21.404 (2) | 1:15.751 (2) | 97.42 km/h |
| Lauf 4: | 3.105 (1) | 1.537 (2) | 47.237 (2) | 20.069 (2) | 1:11.948 (2) | 102.57 km/h |
| 532 HIRTE Michael | Renault Clio 2 RS Cup | | | | | DEU |
| Lauf 1: | 4.671 (3) | 2.051 (3) | 52.832 (2) | 22.637 (2) | 1:22.191 (2) | 89.79 km/h |
| Lauf 2: | 3.684 (3) | 1.637 (2) | 50.657 (2) | 23.010 (3) | 1:18.988 (3) | 93.43 km/h |
| Lauf 3: | * | * | * | * | DNS | * |
| Lauf 4: | 3.748 (3) | 1.659 (3) | 51.413 (3) | 22.575 (3) | 1:19.395 (3) | 92.95 km/h |

DNS = nicht gestartet | DNF = ausgefallen | DNC = nicht gewertet | DSQ = disqualifiziert



www.berg-zeitnahme.de

Seite: 5 / 12



GLPberg
MOTALIN Berg Cup 2024





27. Int. ADAC Ibergrennen

1. - 2. Juni 2024

MC Heilbad Heiligenstadt e.V. im ADAC

37308 Heilbad Heiligenstadt

Strecke: L2023 in Richtung Kalteneber - Länge 2,050 km

Deutsche Automobil-Berg-Meisterschaft / DMSB Automobil-Berg-Cup

DMSB-Junioren-Berg-Pokal

DMSB

Reg. Nr. BG-13998/24

Training - Sektorzeiten & Speeds

Gruppe 5 Klasse 5a - Pf 160 - 199

| | 30m | 30m-60m | Sektor 3 | Sektor 4 | Laufzeit | Speed (Lauf) |
|-----------------------------|--------------------------------------|-----------|--------------|------------|--------------|--------------|
| 500 SCHÖBEL Marco | Opel Gerent Kadett C Coupé | | | | AUT | |
| Lauf 1: | 3.645 (4) | 1.623 (2) | 48.248 (1) | 21.498 (2) | 1:15.014 (1) | 98.38 km/h |
| Lauf 2: | 3.379 (2) | 1.539 (1) | 45.393 (1) | 20.234 (1) | 1:10.545 (1) | 104.61 km/h |
| Lauf 3: | 3.165 (1) | 1.484 (1) | 43.897 (1) | 20.263 (1) | 1:08.809 (1) | 107.25 km/h |
| Lauf 4: | 3.016 (4) | 1.403 (1) | 41.189 (1) | 18.575 (1) | 1:04.183 (1) | 114.98 km/h |
| 502 FLIK Thomas | Renault Clio 3 Cup | | | | DEU | |
| Lauf 1: | 3.436 (1) | 1.652 (3) | * | () | 1:18.303 (3) | 94.25 km/h |
| Lauf 2: | 3.540 (5) | 1.572 (2) | 46.198 (2) | 20.617 (2) | 1:11.927 (2) | 102.60 km/h |
| Lauf 3: | 3.534 (6) | 1.553 (4) | 45.903 (2) | 20.803 (2) | 1:11.793 (3) | 102.80 km/h |
| Lauf 4: | 3.071 (5) | 1.508 (5) | 43.488 (2) | 19.601 (3) | 1:07.668 (2) | 109.06 km/h |
| 504 HERING Ronny | VW Scirocco Gr. 2 | | | | DEU | |
| Lauf 1: | 3.463 (2) | 1.671 (4) | 52.373 (3) | 23.348 (4) | 1:20.855 (4) | 91.27 km/h |
| Lauf 2: | 3.442 (3) | 1.653 (6) | 50.405 (5) | 22.428 (6) | 1:17.928 (5) | 94.70 km/h |
| Lauf 3: | 3.213 (3) | 1.601 (6) | 49.035 (4) | 21.604 (4) | 1:15.453 (5) | 97.81 km/h |
| Lauf 4: | 2.995 (3) | 1.552 (6) | 46.299 (6) | 19.987 (5) | 1:10.833 (5) | 104.19 km/h |
| 509 VOIGT Walter | VW Weißdorn 16V Polo Hayabusa | | | | DEU | |
| Lauf 1: | 3.631 (3) | 1.847 (6) | 54.912 (4) | 23.238 (3) | 1:23.628 (6) | 88.25 km/h |
| Lauf 2: | 3.895 (7) | 1.763 (7) | 52.966 (7) | 22.099 (5) | 1:20.723 (7) | 91.42 km/h |
| Lauf 3: | 3.380 (5) | 1.570 (5) | 51.614 (6) | 22.241 (5) | 1:18.805 (6) | 93.65 km/h |
| Lauf 4: | 3.116 (6) | 1.480 (3) | 46.112 (5) | 20.183 (6) | 1:10.891 (6) | 104.10 km/h |
| 515 ORTH Ralf | BMW E30 | | | | DEU | |
| Lauf 1: | 4.021 (7) | 1.766 (5) | * | () | 1:21.706 (5) | 90.32 km/h |
| Lauf 2: | 3.593 (6) | 1.592 (4) | 47.990 (3) | 21.178 (4) | 1:14.353 (4) | 99.26 km/h |
| Lauf 3: | 3.293 (4) | 1.543 (3) | 47.495 (3) | 20.979 (3) | 1:13.310 (4) | 100.67 km/h |
| Lauf 4: | 2.982 (2) | 1.484 (4) | 44.757 (4) | 19.797 (4) | 1:09.020 (4) | 106.93 km/h |
| 521 KÜPPER Tobias | VW Golf 1 | | | | DEU | |
| Lauf 1: | 3.945 (5) | 1.584 (1) | 49.651 (2) | 21.333 (1) | 1:16.513 (2) | 96.45 km/h |
| Lauf 2: | 3.328 (1) | 1.578 (3) | 48.408 (4) | 20.694 (3) | 1:14.008 (3) | 99.72 km/h |
| Lauf 3: | 3.165 (1) | 1.490 (2) | * | () | 1:11.518 (2) | 103.19 km/h |
| Lauf 4: | 2.847 (1) | 1.437 (2) | 44.744 (3) | 19.392 (2) | 1:08.420 (3) | 107.86 km/h |
| 522 BODNER Christian | BMW E30 320iS | | | | DEU | |
| Lauf 1: | 4.000 (6) | 2.083 (7) | 1:02.655 (5) | 25.673 (5) | 1:34.411 (7) | 78.17 km/h |
| Lauf 2: | 3.467 (4) | 1.640 (5) | 52.423 (6) | 22.897 (7) | 1:20.427 (6) | 91.76 km/h |
| Lauf 3: | 3.814 (7) | 1.683 (7) | 51.337 (5) | 22.396 (6) | 1:19.230 (7) | 93.15 km/h |
| Lauf 4: | 3.165 (7) | 1.586 (7) | 48.239 (7) | 21.163 (7) | 1:14.153 (7) | 99.52 km/h |

DNS = nicht gestartet | DNF = ausgefallen | DNC = nicht gewertet | DSQ = disqualifiziert



www.berg-zeitnahme.de

Seite: 6 / 12






GLPberg
MOTALIN Berg Cup 2024



Training - Sektorzeiten & Speeds



Gruppe 4 Klasse 4b - Pf 140 - 159

| | 30m | | 30m-60m | | Sektor 3 | | Sektor 4 | | Laufzeit | | Speed (Lauf) |
|---------------------------|--------------------------|-----|---------|-----|------------|-----|----------|-----|---|-----|--------------|
| 405 ALT Holger | Ford Escort | | | | DEU | | | |  | | |
| Lauf 1: | 3.932 | (2) | 1.667 | (2) | * | () | * | () | 1:27.632 | (3) | 84.22 km/h |
| Lauf 2: | 3.874 | (2) | 1.618 | (2) | 52.338 | (3) | 22.213 | (3) | 1:20.043 | (3) | 92.20 km/h |
| Lauf 3: | 3.687 | (3) | 1.639 | (3) | 51.370 | (3) | 22.433 | (3) | 1:19.129 | (3) | 93.27 km/h |
| Lauf 4: | * | () | * | () | * | () | * | () | DNS | () | * |
| 450 WEBER Jens | Opel Kadett C 16V | | | | DEU | | | |  | | |
| Lauf 1: | 4.107 | (3) | 1.743 | (3) | 48.105 | (2) | 21.327 | (2) | 1:15.282 | (2) | 98.03 km/h |
| Lauf 2: | 5.202 | (3) | 2.132 | (3) | 46.706 | (2) | 20.915 | (2) | 1:14.955 | (2) | 98.46 km/h |
| Lauf 3: | 3.363 | (2) | 1.563 | (2) | 45.169 | (2) | 20.731 | (2) | 1:10.826 | (2) | 104.20 km/h |
| Lauf 4: | 3.263 | (2) | 1.426 | (1) | 41.361 | (2) | 18.898 | (2) | 1:04.948 | (2) | 113.63 km/h |
| 451 HELBERG Marcel | VW Brügge Golf 8V | | | | DEU | | | |  | | |
| Lauf 1: | 3.615 | (1) | 1.612 | (1) | 46.805 | (1) | 20.602 | (1) | 1:12.634 | (1) | 101.61 km/h |
| Lauf 2: | 3.339 | (1) | 1.614 | (1) | 44.518 | (1) | 19.737 | (1) | 1:09.208 | (1) | 106.64 km/h |
| Lauf 3: | 3.175 | (1) | 1.457 | (1) | 44.023 | (1) | 20.229 | (1) | 1:08.884 | (1) | 107.14 km/h |
| Lauf 4: | 3.009 | (1) | 1.444 | (2) | 40.831 | (1) | 18.161 | (1) | 1:03.445 | (1) | 116.32 km/h |

Gruppe 4 Klasse 4a - Pf 120 - 139

| | 30m | | 30m-60m | | Sektor 3 | | Sektor 4 | | Laufzeit | | Speed (Lauf) |
|-------------------------|--------------------------|-----|---------|-----|------------|-----|----------|-----|---|-----|--------------|
| 404 BEER Michael | Peugeot 206 2 RFK | | | | DEU | | | |  | | |
| Lauf 1: | 3.826 | (1) | 1.961 | (1) | 58.942 | (1) | 25.169 | (1) | 1:29.898 | (1) | 82.09 km/h |
| Lauf 2: | 4.195 | (1) | 2.041 | (1) | 53.642 | (1) | 22.882 | (1) | 1:22.760 | (1) | 89.17 km/h |
| Lauf 3: | 3.247 | (1) | 1.708 | (1) | 52.800 | (1) | 22.949 | (1) | 1:20.704 | (1) | 91.45 km/h |
| Lauf 4: | 3.228 | (1) | 1.713 | (1) | 50.897 | (1) | 22.239 | (1) | 1:18.077 | (1) | 94.52 km/h |

Gruppe 3 Klasse 3b - Pf 100 - 119

| | 30m | | 30m-60m | | Sektor 3 | | Sektor 4 | | Laufzeit | | Speed (Lauf) |
|---------------------------|-------------------------------|-----|---------|-----|------------|-----|----------|-----|---|-----|--------------|
| 305 GÖHRIG Sabine | Ford Focus ST | | | | DEU | | | |  | | |
| Lauf 1: | 3.604 | (4) | 1.866 | (5) | 54.666 | (5) | 24.271 | (5) | 1:24.407 | (5) | 87.43 km/h |
| Lauf 2: | 3.850 | (5) | 1.896 | (5) | 51.203 | (5) | 22.268 | (5) | 1:19.217 | (5) | 93.16 km/h |
| Lauf 3: | 3.177 | (4) | 1.667 | (5) | 48.822 | (4) | 21.684 | (4) | 1:15.350 | (5) | 97.94 km/h |
| Lauf 4: | 3.302 | (4) | 1.689 | (4) | 48.546 | (4) | 20.934 | (4) | 1:14.471 | (4) | 99.10 km/h |
| 351 EHRMANN Pascal | Subaru Impreza WRX STI | | | | DEU | | | |  | | |
| Lauf 1: | 3.003 | (2) | 1.498 | (3) | 47.193 | (2) | 20.770 | (1) | 1:12.464 | (1) | 101.84 km/h |
| Lauf 2: | 3.018 | (3) | 1.502 | (3) | 45.153 | (3) | 20.335 | (3) | 1:10.008 | (3) | 105.42 km/h |
| Lauf 3: | 2.685 | (3) | 1.444 | (3) | 44.219 | (2) | 20.344 | (3) | 1:08.692 | (3) | 107.44 km/h |
| Lauf 4: | * | () | * | () | * | () | * | () | DNS | () | * |

DNS = nicht gestartet | DNF = ausgefallen | DNC = nicht gewertet | DSQ = disqualifiziert



27. Int. ADAC Ibergrennen

1. - 2. Juni 2024

MC Heilbad Heiligenstadt e.V. im ADAC

37308 Heilbad Heiligenstadt

Strecke: L2023 in Richtung Kalteneber - Länge 2,050 km

Deutsche Automobil-Berg-Meisterschaft / DMSB Automobil-Berg-Cup

DMSB-Junioren-Berg-Pokal

DMSB

Reg. Nr. BG-13998/24

Training - Sektorzeiten & Speeds

| | 30m | 30m-60m | Sektor 3 | Sektor 4 | Laufzeit | Speed (Lauf) |
|-------------------------------|-------------------------------|-----------|------------|------------|--------------|--------------|
| 358 FOUQUET Christian | Subaru Impreza WRX STI | | | | DEU | |
| Lauf 1: | 3.235 (3) | 1.468 (2) | 48.926 (3) | 21.753 (4) | 1:15.382 (4) | 97.90 km/h |
| Lauf 2: | 2.938 (2) | 1.321 (1) | 44.290 (1) | 20.332 (2) | 1:08.881 (1) | 107.14 km/h |
| Lauf 3: | 2.371 (1) | 1.226 (1) | * () | * () | 1:07.813 (1) | 108.83 km/h |
| Lauf 4: | 2.232 (1) | 1.234 (1) | 41.979 (3) | 19.405 (3) | 1:04.850 (3) | 113.80 km/h |
| 366 BRÖKER Lars | Mitsubishi Lancer | | | | DEU | |
| Lauf 1: | 2.821 (1) | 1.415 (1) | 49.262 (4) | 21.607 (3) | 1:15.105 (3) | 98.26 km/h |
| Lauf 2: | 2.791 (1) | 1.382 (2) | 44.843 (2) | 20.498 (4) | 1:09.514 (2) | 106.17 km/h |
| Lauf 3: | 2.621 (2) | 1.377 (2) | 44.552 (3) | 19.865 (1) | 1:08.415 (2) | 107.87 km/h |
| Lauf 4: | 2.470 (2) | 1.345 (2) | 41.032 (1) | 18.261 (1) | 1:03.108 (1) | 116.94 km/h |
| 401 HARTKÄMPER Philipp | VW Scirocco 1 | | | | DEU | |
| Lauf 1: | 3.707 (5) | 1.613 (4) | 47.065 (1) | 20.874 (2) | 1:13.259 (2) | 100.74 km/h |
| Lauf 2: | 3.721 (4) | 1.624 (4) | 45.320 (4) | 20.131 (1) | 1:10.796 (4) | 104.24 km/h |
| Lauf 3: | 3.284 (5) | 1.508 (4) | 43.750 (1) | 20.180 (2) | 1:08.722 (4) | 107.39 km/h |
| Lauf 4: | 2.916 (3) | 1.463 (3) | 41.435 (2) | 18.535 (2) | 1:04.349 (2) | 114.69 km/h |

Gruppe 3 Klasse 3a - Pf 80 - 99

| | 30m | 30m-60m | Sektor 3 | Sektor 4 | Laufzeit | Speed (Lauf) |
|-------------------------|----------------------------|-----------|------------|------------|--------------|--------------|
| 300 BUCK Erwin | VW Spiess Scirocco | | | | DEU | |
| Lauf 1: | 3.237 (3) | 1.549 (3) | 43.712 (1) | 19.678 (1) | 1:08.176 (1) | 108.25 km/h |
| Lauf 2: | 3.110 (3) | 1.509 (3) | 42.431 (2) | 19.331 (2) | 1:06.381 (2) | 111.18 km/h |
| Lauf 3: | 2.834 (3) | 1.392 (3) | 42.473 (1) | 19.755 (3) | 1:06.454 (1) | 111.05 km/h |
| Lauf 4: | 2.915 (3) | 1.384 (3) | 39.205 (1) | 17.630 (1) | 1:01.134 (1) | 120.72 km/h |
| 307 VOGT Albert | Porsche 997 GT3 Cup | | | | DEU | |
| Lauf 1: | 3.207 (2) | 1.423 (2) | 47.232 (3) | 20.072 (3) | 1:11.934 (3) | 102.59 km/h |
| Lauf 2: | 2.933 (2) | 1.334 (2) | * () | * () | 1:07.814 (3) | 108.83 km/h |
| Lauf 3: | 2.451 (1) | 1.241 (1) | 44.071 (3) | 18.904 (1) | 1:06.667 (2) | 110.70 km/h |
| Lauf 4: | 2.496 (2) | 1.268 (2) | 40.880 (3) | 18.353 (3) | 1:02.997 (3) | 117.15 km/h |
| 308 ORTH Patrick | Porsche 911 GT3 Cup | | | | DEU | |
| Lauf 1: | 2.684 (1) | 1.302 (1) | 45.305 (2) | 19.950 (2) | 1:09.241 (2) | 106.58 km/h |
| Lauf 2: | 2.684 (1) | 1.313 (1) | 42.369 (1) | 19.009 (1) | 1:05.375 (1) | 112.89 km/h |
| Lauf 3: | 2.508 (2) | 1.262 (2) | 43.653 (2) | 19.430 (2) | 1:06.853 (3) | 110.39 km/h |
| Lauf 4: | 2.480 (1) | 1.213 (1) | 39.878 (2) | 17.784 (2) | 1:01.355 (2) | 120.28 km/h |

DNS = nicht gestartet | DNF = ausgefallen | DNC = nicht gewertet | DSQ = disqualifiziert



www.berg-zeitnahme.de

Seite: 8 / 12



GLPberg
MOTALIN Berg Cup 2024



Training - Sektorzeiten & Speeds

Gruppe 2 Klassen 2b und 2a - Pf 40 - 79

| | 30m | 30m-60m | Sektor 3 | Sektor 4 | Laufzeit | Speed (Lauf) |
|-----------------------------|------------------------------|-----------|------------|------------|--------------|--------------|
| 201 WEBER Michael | Audi 80 Quattro Turbo | | | | DEU | |
| Lauf 1: | 2.758 (1) | 1.404 (2) | 45.950 (2) | 21.136 (2) | 1:11.248 (2) | 103.58 km/h |
| Lauf 2: | 2.610 (1) | 1.326 (2) | 44.139 (3) | 20.346 (3) | 1:08.421 (3) | 107.86 km/h |
| Lauf 3: | 2.264 (1) | 1.289 (2) | 43.398 (2) | 20.020 (2) | 1:06.971 (2) | 110.20 km/h |
| Lauf 4: | 2.468 (1) | 1.282 (2) | 43.216 (2) | 19.924 (2) | 1:06.890 (1) | 110.33 km/h |
| 202 MALSCH Sebastian | Mini Cooper | | | | DEU | |
| Lauf 1: | * (0) | * (0) | * (0) | * (0) | DNS (0) | * |
| Lauf 2: | * (0) | * (0) | * (0) | * (0) | DNS (0) | * |
| Lauf 3: | * (0) | * (0) | * (0) | * (0) | DNS (0) | * |
| Lauf 4: | 3.287 (3) | 1.591 (3) | 48.671 (4) | 22.434 (3) | 1:15.983 (4) | 97.13 km/h |
| 252 STOLL Jochen | Porsche 911 GT3 Cup | | | | DEU | |
| Lauf 1: | 3.035 (2) | 1.335 (1) | 45.897 (1) | 20.380 (1) | 1:10.647 (1) | 104.46 km/h |
| Lauf 2: | 2.857 (2) | 1.252 (1) | 41.407 (1) | 19.341 (1) | 1:04.857 (1) | 113.79 km/h |
| Lauf 3: | 2.633 (2) | 1.221 (1) | 40.352 (1) | 19.299 (1) | 1:03.505 (1) | 116.21 km/h |
| Lauf 4: | 2.707 (2) | 1.248 (1) | 47.592 (3) | 23.690 (4) | 1:15.237 (3) | 98.09 km/h |
| 258 BUDZISCH Felix | BMW E30 | | | | DEU | |
| Lauf 1: | 4.049 (3) | 1.759 (3) | * (0) | * (0) | 1:13.688 (3) | 100.15 km/h |
| Lauf 2: | 3.166 (3) | 1.553 (3) | 43.057 (2) | 19.928 (2) | 1:07.704 (2) | 109.00 km/h |
| Lauf 3: | 3.490 (3) | 1.537 (3) | 44.096 (3) | 20.270 (3) | 1:09.393 (3) | 106.35 km/h |
| Lauf 4: | 3.779 (4) | 1.652 (4) | 43.206 (1) | 19.288 (1) | 1:07.925 (2) | 108.65 km/h |

Gruppe 1 Klasse 1 - Pf 15 - 39

| | 30m | 30m-60m | Sektor 3 | Sektor 4 | Laufzeit | Speed (Lauf) |
|------------------------|------------------------|-----------|------------|------------|--------------|--------------|
| 100 WEBER Hauke | Audi 80 Quattro | | | | DEU | |
| Lauf 1: | 3.157 (1) | 1.315 (1) | 46.690 (1) | 20.535 (1) | 1:11.697 (1) | 102.93 km/h |
| Lauf 2: | 3.061 (1) | 1.373 (1) | 43.838 (1) | 19.777 (1) | 1:08.049 (1) | 108.45 km/h |
| Lauf 3: | 3.305 (1) | 1.482 (1) | 42.174 (1) | 19.476 (1) | 1:06.437 (1) | 111.08 km/h |
| Lauf 4: | 3.073 (1) | 1.476 (1) | 42.871 (1) | 20.183 (1) | 1:07.603 (1) | 109.17 km/h |

Gruppe E2-SH Klasse 11 - bis 2000 cm³

| | 30m | 30m-60m | Sektor 3 | Sektor 4 | Laufzeit | Speed (Lauf) |
|------------------------|-----------------------|-----------|------------|------------|--------------|--------------|
| 96 CARO Vincent | TracKing RC01B | | | | BEL | |
| Lauf 1: | 3.731 (2) | 1.447 (1) | 49.072 (1) | 21.827 (1) | 1:16.077 (1) | 97.01 km/h |
| Lauf 2: | 3.170 (2) | 1.645 (2) | 44.961 (2) | 20.950 (2) | 1:10.726 (2) | 104.35 km/h |
| Lauf 3: | 3.084 (2) | 1.392 (2) | 44.672 (2) | 19.513 (2) | 1:08.661 (2) | 107.48 km/h |
| Lauf 4: | 2.997 (2) | 1.343 (2) | 43.567 (2) | 21.299 (1) | 1:09.206 (2) | 106.64 km/h |

DNS = nicht gestartet | DNF = ausgefallen | DNC = nicht gewertet | DSQ = disqualifiziert

Training - Sektorzeiten & Speeds

| | 30m | 30m-60m | Sektor 3 | Sektor 4 | Laufzeit | Speed (Lauf) |
|----------------------------|-------------------------|-----------|------------|------------|--------------|--------------|
| 98 FARRENKOPF Marco | SilverCar S2 Evo | | | | DEU | |
| Lauf 1: | 3.529 (1) | 1.558 (2) | 49.539 (2) | 21.985 (2) | 1:16.611 (2) | 96.33 km/h |
| Lauf 2: | 3.071 (1) | 1.432 (1) | 44.296 (1) | 20.226 (1) | 1:09.025 (1) | 106.92 km/h |
| Lauf 3: | 2.872 (1) | 1.379 (1) | 42.095 (1) | 19.201 (1) | 1:05.547 (1) | 112.59 km/h |
| Lauf 4: | 2.705 (1) | 1.304 (1) | 42.234 (1) | 21.677 (2) | 1:07.920 (1) | 108.66 km/h |

Gruppe E2-SC+CN+C3 Klasse 13 - bis 2000 cm³

| | 30m | 30m-60m | Sektor 3 | Sektor 4 | Laufzeit | Speed (Lauf) |
|------------------------|--------------------------|-----------|------------|------------|--------------|--------------|
| 68 VOSS Andreas | Osella PA2000 Evo | | | | DEU | |
| Lauf 1: | * (0) | * (0) | * (0) | * (0) | DNS (0) | * |
| Lauf 2: | 3.385 (4) | 1.423 (4) | 51.492 (4) | 21.910 (3) | 1:18.210 (4) | 94.36 km/h |
| Lauf 3: | 2.601 (2) | 1.252 (3) | 43.739 (3) | 19.362 (2) | 1:06.954 (2) | 110.22 km/h |
| Lauf 4: | 2.800 (4) | 1.169 (3) | 42.100 (2) | 20.204 (2) | 1:06.273 (2) | 111.36 km/h |

| | | | | | | |
|-------------------------|------------------|-----------|------------|------------|--------------|-------------|
| 70 LETMADE Bernd | Norma M20 | | | | DEU | |
| Lauf 1: | * (0) | * (0) | * (0) | * (0) | DNS (0) | * |
| Lauf 2: | 2.945 (2) | 1.291 (1) | 47.453 (2) | 22.611 (4) | 1:14.300 (3) | 99.33 km/h |
| Lauf 3: | 2.611 (3) | 1.223 (2) | 44.972 (4) | 21.059 (4) | 1:09.865 (4) | 105.63 km/h |
| Lauf 4: | 2.473 (2) | 1.158 (1) | * (0) | * (0) | 1:07.211 (3) | 109.80 km/h |

| | | | | | | |
|-------------------------|---------------------|-----------|------------|------------|--------------|-------------|
| 77 CONRAD Thomas | CRS MTK S5/7 | | | | DEU | |
| Lauf 1: | * (0) | * (0) | * (0) | * (0) | DNS (0) | * |
| Lauf 2: | 2.620 (1) | 1.364 (2) | 39.780 (1) | 18.465 (1) | 1:02.229 (1) | 118.59 km/h |
| Lauf 3: | 2.493 (1) | 1.204 (1) | 38.358 (1) | 18.170 (1) | 1:00.225 (1) | 122.54 km/h |
| Lauf 4: | 2.367 (1) | 1.168 (2) | 38.102 (1) | 18.724 (1) | 1:00.361 (1) | 122.26 km/h |

| | | | | | | |
|---------------------------|----------------------|-----------|------------|------------|--------------|-------------|
| 79 COLLISI Stephan | Behnke Condor | | | | DEU | |
| Lauf 1: | 3.529 (1) | 1.722 (2) | 58.723 (2) | 25.340 (2) | 1:29.314 (2) | 82.63 km/h |
| Lauf 2: | 3.753 (5) | 1.640 (5) | 53.577 (5) | 23.027 (5) | 1:21.997 (5) | 90.00 km/h |
| Lauf 3: | 2.817 (4) | 1.420 (5) | 47.918 (5) | 22.151 (5) | 1:14.306 (5) | 99.32 km/h |
| Lauf 4: | 2.621 (3) | 1.346 (4) | 46.254 (3) | 22.143 (3) | 1:12.364 (4) | 101.98 km/h |

| | | | | | | |
|------------------------------|---------------------------------|-----------|------------|------------|--------------|-------------|
| 88 FROMMKNECHT Jürgen | Radical SR3 RSX Hayabusa | | | | DEU | |
| Lauf 1: | 3.816 (2) | 1.674 (1) | 55.890 (1) | 22.778 (1) | 1:24.158 (1) | 87.69 km/h |
| Lauf 2: | 3.150 (3) | 1.370 (3) | 47.830 (3) | 19.955 (2) | 1:12.305 (2) | 102.07 km/h |
| Lauf 3: | 3.090 (5) | 1.368 (4) | 43.046 (2) | 19.523 (3) | 1:07.027 (3) | 110.10 km/h |
| Lauf 4: | * (0) | * (0) | * (0) | * (0) | DNS (0) | * |

DNS = nicht gestartet | DNF = ausgefallen | DNC = nicht gewertet | DSQ = disqualifiziert

Training - Sektorzeiten & Speeds

Gruppe E2-SC+CN+C3 Klasse 14 - über 2000 cm³ bis 3000 cm³

| | 30m | 30m-60m | Sektor 3 | Sektor 4 | Laufzeit | Speed (Lauf) |
|-------------------------------|------------------------------|-----------|------------|------------|--------------|--------------|
| 41 ZAJELSNIK Patrik | Nova-Proto NP01-2 | | SVN | | | |
| Lauf 1: | 3.618 (4) | 1.397 (1) | * () | * () | 1:01.270 (1) | 120.45 km/h |
| Lauf 2: | 3.190 (4) | 1.308 (2) | 36.051 (1) | 17.053 (1) | 57.602 (1) | 128.12 km/h |
| Lauf 3: | 2.551 (2) | 1.046 (1) | 34.682 (1) | 16.735 (1) | 55.014 (1) | 134.15 km/h |
| Lauf 4: | 2.662 (3) | 1.051 (1) | 33.370 (1) | 17.496 (1) | 54.579 (1) | 135.22 km/h |
| 48 ZAJELSNIK Alexander | Norma NP01-2 | | SVN | | | |
| Lauf 1: | 3.242 (2) | 1.438 (4) | 49.676 (2) | 21.981 (2) | 1:16.337 (3) | 96.68 km/h |
| Lauf 2: | 3.121 (3) | 1.365 (3) | 44.545 (4) | 20.329 (4) | 1:09.360 (4) | 106.40 km/h |
| Lauf 3: | 2.696 (4) | 1.205 (5) | 42.483 (5) | 19.161 (4) | 1:05.545 (5) | 112.59 km/h |
| Lauf 4: | 2.829 (4) | 1.205 (5) | 39.176 (4) | 18.553 (3) | 1:01.763 (4) | 119.49 km/h |
| 50 LANIG Kai | Lucchini P95 M | | DEU | | | |
| Lauf 1: | 3.714 (6) | 1.673 (6) | 59.050 (5) | 25.266 (4) | 1:29.703 (6) | 82.27 km/h |
| Lauf 2: | 3.476 (5) | 1.670 (5) | 53.276 (5) | 24.219 (5) | 1:22.641 (5) | 89.30 km/h |
| Lauf 3: | 2.841 (6) | 1.444 (6) | 49.807 (6) | 22.884 (6) | 1:16.976 (6) | 95.87 km/h |
| Lauf 4: | 2.955 (6) | 1.433 (6) | 46.869 (6) | 21.687 (6) | 1:12.944 (6) | 101.17 km/h |
| 51 NOLL Benjamin | Osella PA30 Zytec LRM | | DEU | | | |
| Lauf 1: | 3.623 (5) | 1.427 (2) | 44.406 (1) | 20.370 (1) | 1:09.826 (2) | 105.69 km/h |
| Lauf 2: | 3.045 (2) | 1.368 (4) | 37.596 (2) | 17.566 (2) | 59.575 (2) | 123.88 km/h |
| Lauf 3: | 2.539 (1) | 1.176 (4) | 36.318 (2) | 18.166 (2) | 58.199 (2) | 126.81 km/h |
| Lauf 4: | 2.513 (1) | 1.089 (2) | 35.637 (2) | 17.978 (2) | 57.217 (2) | 128.98 km/h |
| 54 SIMON Bernd | Norma M20FC | | DEU | | | |
| Lauf 1: | 3.120 (1) | 1.499 (5) | 56.838 (4) | 25.363 (5) | 1:26.820 (5) | 85.00 km/h |
| Lauf 2: | * () | * () | * () | * () | DNS () | * |
| Lauf 3: | 2.612 (3) | 1.112 (2) | 41.525 (4) | 19.046 (3) | 1:04.295 (4) | 114.78 km/h |
| Lauf 4: | 2.933 (5) | 1.184 (4) | 40.190 (5) | 18.647 (4) | 1:02.954 (5) | 117.23 km/h |
| 55 LANG Georg | Osella PA20/S Evo | | DEU | | | |
| Lauf 1: | 3.462 (3) | 1.435 (3) | 51.302 (3) | 22.815 (3) | 1:19.014 (4) | 93.40 km/h |
| Lauf 2: | 2.716 (1) | 1.282 (1) | 42.295 (3) | 19.444 (3) | 1:05.737 (3) | 112.27 km/h |
| Lauf 3: | 2.779 (5) | 1.146 (3) | 39.152 (3) | 19.694 (5) | 1:02.771 (3) | 117.57 km/h |
| Lauf 4: | 2.513 (1) | 1.137 (3) | 38.162 (3) | 19.849 (5) | 1:01.661 (3) | 119.69 km/h |

Gruppe D/E2-SS Klasse 15 - bis 2000 cm³

| | 30m | 30m-60m | Sektor 3 | Sektor 4 | Laufzeit | Speed (Lauf) |
|-----------------------|---------------------|-----------|------------|------------|--------------|--------------|
| 23 LORIG Marco | Dallara F305 | | DEU | | | |
| Lauf 1: | 4.036 (2) | 1.522 (1) | 43.519 (1) | 20.001 (1) | 1:09.078 (1) | 106.84 km/h |
| Lauf 2: | 2.775 (1) | 1.240 (1) | * () | * () | 1:03.166 (1) | 116.84 km/h |
| Lauf 3: | 2.383 (1) | 1.158 (1) | 38.814 (1) | 18.772 (1) | 1:01.127 (2) | 120.73 km/h |
| Lauf 4: | 2.177 (1) | 1.122 (1) | 37.136 (1) | 18.131 (2) | 58.566 (2) | 126.01 km/h |

DNS = nicht gestartet | DNF = ausgefallen | DNC = nicht gewertet | DSQ = disqualifiziert

Training - Sektorzeiten & Speeds

| | 30m | 30m-60m | Sektor 3 | | Sektor 4 | | Laufzeit | Speed (Lauf) | | | |
|------------------------|----------------------------------|---------|----------|-----|----------|-----|------------|--------------|----------|-----|-------------|
| 24 VOSS Bastian | Tatuus Formel Master | | | | | | DEU | | | | |
| Lauf 1: | * | () | * | () | * | () | DNS | () | * | | |
| Lauf 2: | 3.663 | (2) | 1.409 | (2) | * | () | * | () | 1:07.581 | (2) | 109.20 km/h |
| Lauf 3: | 2.544 | (2) | 1.207 | (2) | * | () | * | () | 1:00.130 | (1) | 122.73 km/h |
| Lauf 4: | 2.469 | (2) | 1.173 | (2) | 37.149 | (2) | 17.532 | (1) | 58.323 | (1) | 126.54 km/h |
| 31 NULL Daniel | Dallara F302 Evo Formel 3 | | | | | | DEU | | | | |
| Lauf 1: | 3.968 | (1) | 1.719 | (2) | 52.353 | (2) | 21.863 | (2) | 1:19.903 | (2) | 92.36 km/h |
| Lauf 2: | 3.682 | (3) | 1.483 | (3) | 47.444 | (1) | 20.267 | (1) | 1:12.876 | (3) | 101.27 km/h |
| Lauf 3: | * | () | * | () | * | () | * | () | DNS | () | * |
| Lauf 4: | * | () | 1.255 | (3) | 43.220 | (3) | * | () | DNF | () | * |

Gruppe D/E2-SS Klasse 16 - über 2000 cm³ bis 3000 cm³

| | 30m | 30m-60m | Sektor 3 | | Sektor 4 | | Laufzeit | Speed (Lauf) | | | |
|--------------------------------|---------------------------------|---------|----------|-----|----------|-----|------------|--------------|----------|-----|-------------|
| 4 MEIERS Robert | Dallara World Series 3.0 | | | | | | DEU | | | | |
| Lauf 1: | 3.411 | (1) | 1.402 | (1) | 48.097 | (1) | 22.595 | (1) | 1:15.505 | (1) | 97.74 km/h |
| Lauf 2: | 3.205 | (1) | 1.293 | (2) | * | () | * | () | 1:08.247 | (1) | 108.14 km/h |
| Lauf 3: | 2.375 | (1) | 1.074 | (1) | 38.682 | (1) | 17.961 | (1) | 1:00.092 | (1) | 122.81 km/h |
| Lauf 4: | 2.576 | (1) | 1.164 | (1) | 38.495 | (1) | 17.655 | (1) | 59.890 | (1) | 123.23 km/h |
| 7 KAUFF Gerd | Dallara T12 World Series | | | | | | DEU | | | | |
| Lauf 1: | 3.859 | (2) | 1.538 | (2) | 52.140 | (2) | 24.473 | (2) | 1:22.010 | (2) | 89.99 km/h |
| Lauf 2: | 3.423 | (3) | 1.508 | (3) | 49.121 | (2) | 21.438 | (1) | 1:15.490 | (2) | 97.76 km/h |
| Lauf 3: | 2.748 | (2) | 1.191 | (3) | 43.237 | (2) | 19.305 | (2) | 1:06.481 | (2) | 111.01 km/h |
| Lauf 4: | 2.956 | (2) | 1.358 | (2) | 43.616 | (2) | 19.561 | (2) | 1:07.491 | (2) | 109.35 km/h |
| 9 EIERMANN Philipp Karl | Osella FA30 | | | | | | DEU | | | | |
| Lauf 1: | * | () | * | () | * | () | * | () | DNS | () | * |
| Lauf 2: | 3.292 | (2) | 1.268 | (1) | 48.574 | (1) | 24.315 | (2) | 1:17.449 | (3) | 95.29 km/h |
| Lauf 3: | 4.415 | (3) | 1.189 | (2) | 43.714 | (3) | 19.904 | (3) | 1:09.222 | (3) | 106.61 km/h |
| Lauf 4: | * | () | * | () | * | () | * | () | DNS | () | * |

DNS = nicht gestartet | DNF = ausgefallen | DNC = nicht gewertet | DSQ = disqualifiziert