



# Int. 39. AvD/MSCR Hauenstein-Bergrennen

2. bis 3. August 2008

Deutsche Bergmeisterschaft / DMSB Bergpokal

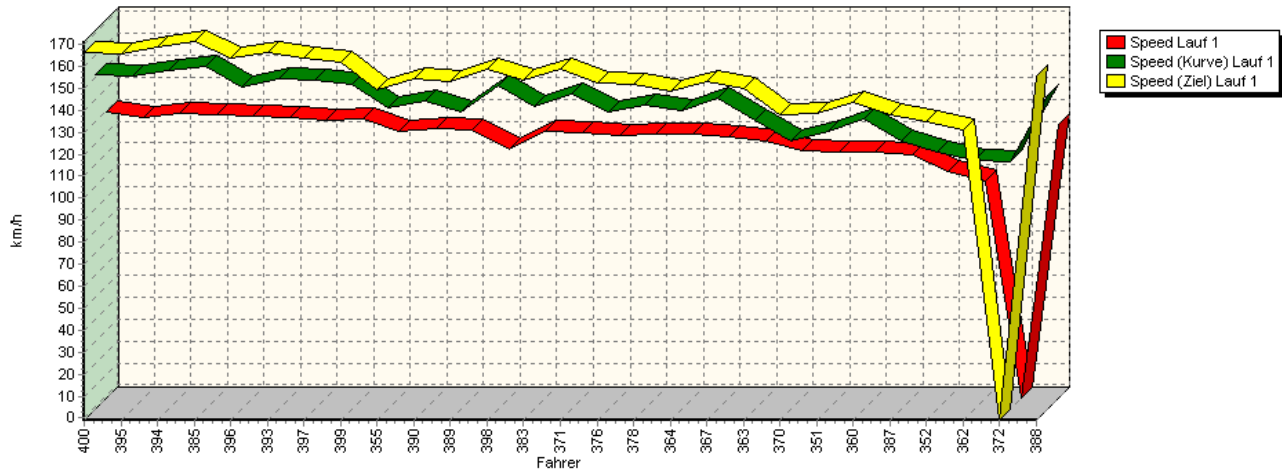
AvD Sportwagen-Berg-Cup / Classic Berg Cup

KW Gruppe H Berg-Cup

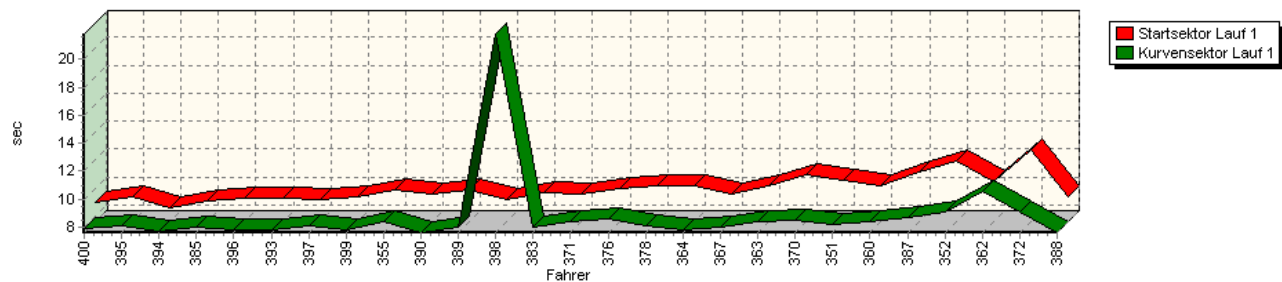


## Sektorzeiten & Speeds - Gruppe H bis 2000 ccm - Klasse 22

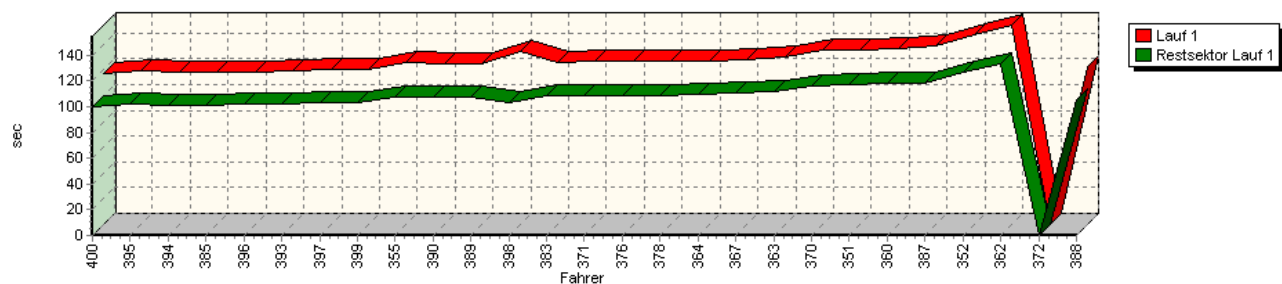
Speed-Diagramm Lauf 1



Sektor-Diagramm (Start) Lauf 1



Sektor-Diagramm (Rest) Lauf 1





# Int. 39. AvD/MSCR Hauenstein-Bergrennen

2. bis 3. August 2008

Deutsche Bergmeisterschaft / DMSB Bergpokal

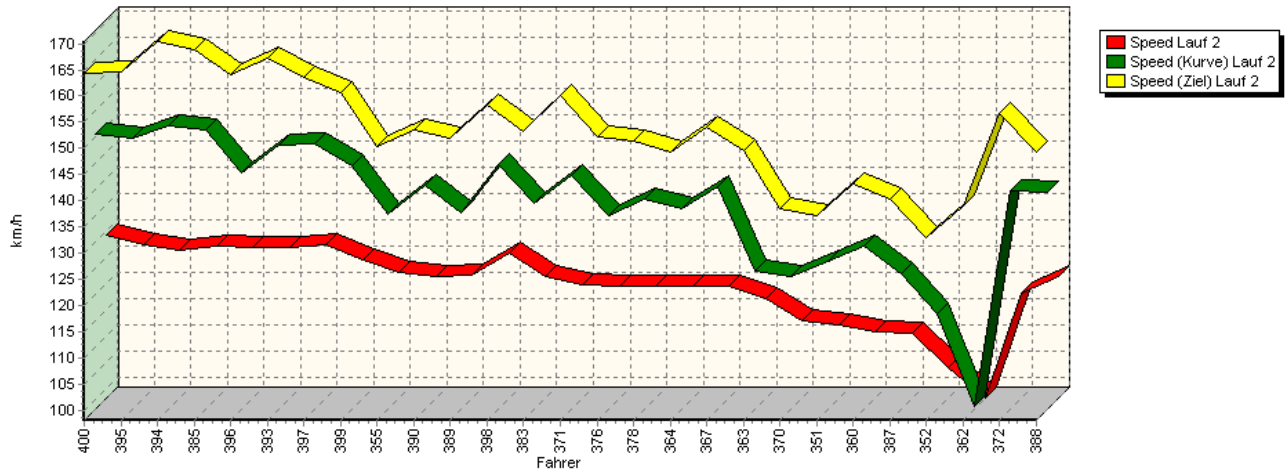
AvD Sportwagen-Berg-Cup / Classic Berg Cup

KW Gruppe H Berg-Cup

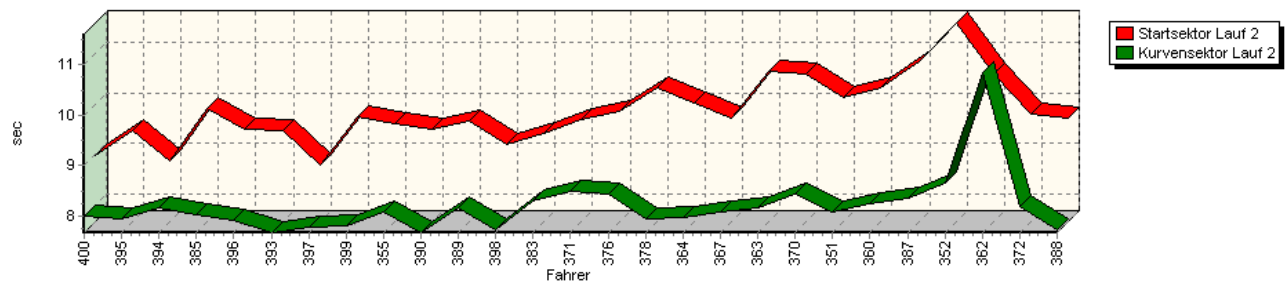


## Sektorzeiten & Speeds - Gruppe H bis 2000 ccm - Klasse 22

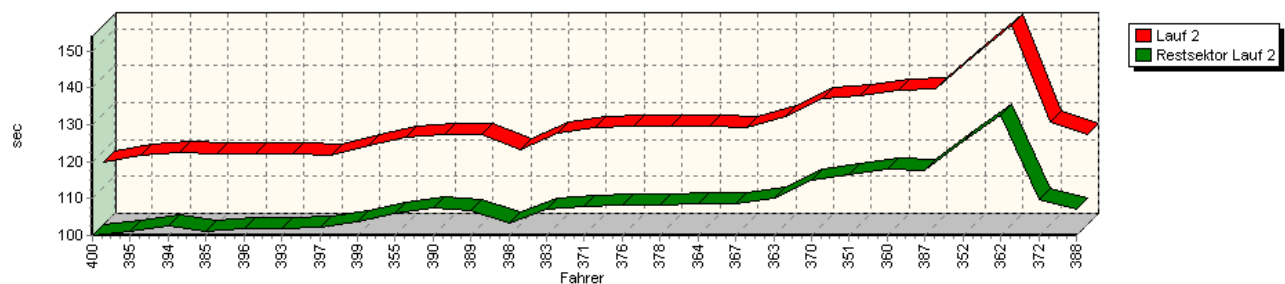
Speed-Diagramm Lauf 2



Sektor-Diagramm (Start) Lauf 2



Sektor-Diagramm (Rest) Lauf 2





# Int. 39. AvD/MSCR Hauenstein-Bergrennen

2. bis 3. August 2008

Deutsche Bergmeisterschaft / DMSB Bergpokal

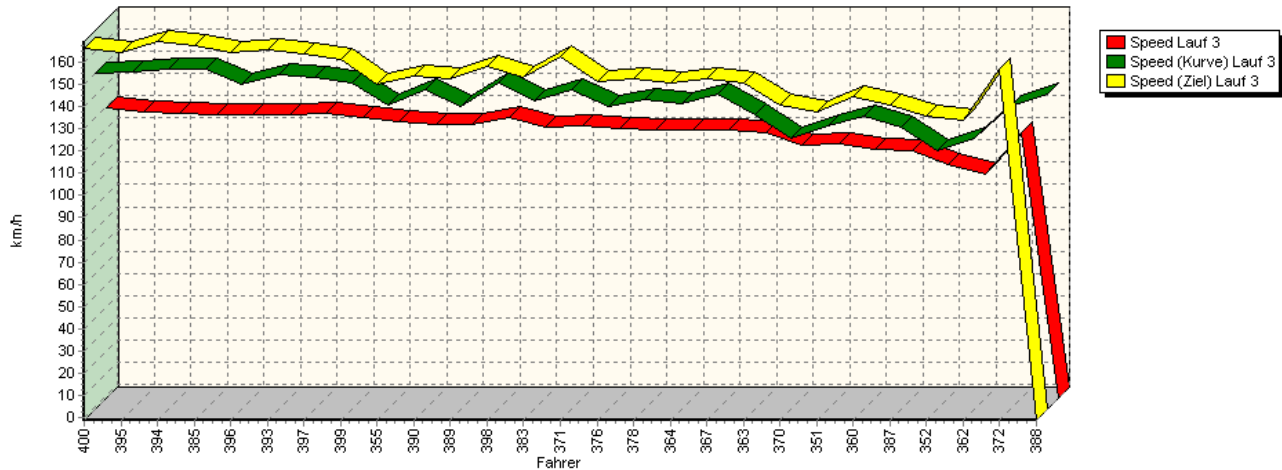
AvD Sportwagen-Berg-Cup / Classic Berg Cup

KW Gruppe H Berg-Cup

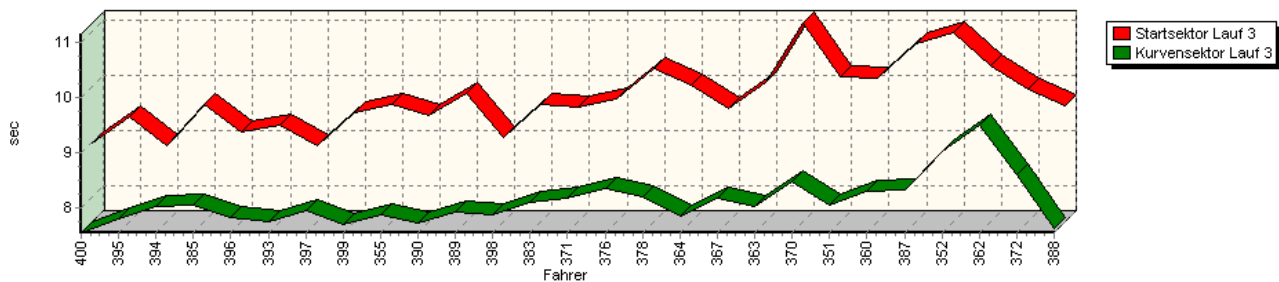


## Sektorzeiten & Speeds - Gruppe H bis 2000 ccm - Klasse 22

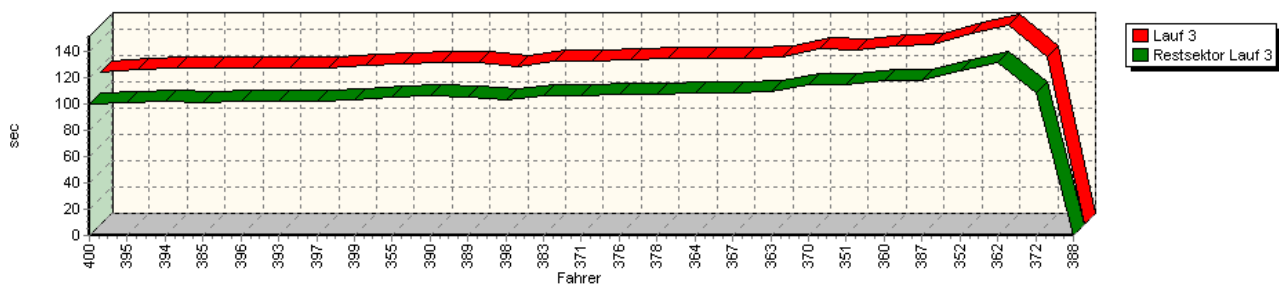
Speed-Diagramm Lauf 3



Sektor-Diagramm (Start) Lauf 3



Sektor-Diagramm (Rest) Lauf 3



Rg.	Nr.	Startsektor	Speed vor Kurve	90°Kurve	Restsektor	Speed Ziel	Laufzeit	Speed (Lauf)	
1	400	<b>HOVEMANN Holger</b>		Opel Kadett					
		Lauf 1:	00:08.993	150,91 km/h	00:07.933	01:40.280	166,48 km/h	01:57.207	129,00 km/h
		Lauf 2:	00:08.994	150,54 km/h	00:07.997	01:39.991	164,39 km/h	01:56.984	129,25 km/h
		Lauf 3:	00:08.959	149,92 km/h	00:07.541	01:40.150	166,22 km/h	01:56.652	129,62 km/h



## Int. 39. AvD/MSCR Hauenstein-Bergrennen

2. bis 3. August 2008

Deutsche Bergmeisterschaft / DMSB Bergpokal

AvD Sportwagen-Berg-Cup / Classic Berg Cup

KW Gruppe H Berg-Cup



### Sektorzeiten & Speeds - Gruppe H bis 2000 ccm - Klasse 22

Rg.	Nr.	Startsektor	Speed vor Kurve	90°-Kurve	Restsektor	Speed Ziel	Laufzeit	Speed (Lauf)	
2	395	<b>ELLER Hans-Peter</b>	VW Scirocco						
		Lauf 1:	00:09.409	150,82 km/h	00:08.066	01:41.887	165,36 km/h	01:59.364	126,67 km/h
		Lauf 2:	00:09.480	149,79 km/h	00:07.956	01:41.165	164,55 km/h	01:58.601	127,49 km/h
		Lauf 3:	00:09.433	150,48 km/h	00:07.791	01:41.363	164,35 km/h	01:58.588	127,50 km/h
3	394	<b>SCHMIDT Sebastian</b>	Opel Kadett						
		Lauf 1:	00:08.592	153,11 km/h	00:07.734	01:41.458	169,07 km/h	01:57.786	128,37 km/h
		Lauf 2:	00:08.889	152,26 km/h	00:08.176	01:42.614	170,41 km/h	01:59.681	126,34 km/h
		Lauf 3:	00:08.928	151,77 km/h	00:08.020	01:42.390	169,16 km/h	01:59.339	126,70 km/h
4	385	<b>ROTTENBERGER Dieter</b>	BMW 318						
		Lauf 1:	00:09.093	154,89 km/h	00:08.001	01:41.288	171,29 km/h	01:58.384	127,72 km/h
		Lauf 2:	00:09.901	151,36 km/h	00:08.039	01:41.020	168,79 km/h	01:58.962	127,10 km/h
		Lauf 3:	00:09.678	151,93 km/h	00:08.029	01:41.822	167,44 km/h	01:59.531	126,49 km/h
5	396	<b>GÖSER Günter</b>	Opel Kadett						
		Lauf 1:	00:09.303	145,43 km/h	00:07.752	01:41.650	163,77 km/h	01:58.706	127,37 km/h
		Lauf 2:	00:09.509	143,32 km/h	00:07.914	01:41.714	164,18 km/h	01:59.138	126,91 km/h
		Lauf 3:	00:09.165	144,81 km/h	00:07.813	01:42.486	164,42 km/h	01:59.466	126,56 km/h
6	393	<b>FLATZ Kurt</b>	Opel Vectra						
		Lauf 1:	00:09.254	149,16 km/h	00:07.763	01:42.218	166,08 km/h	01:59.237	126,81 km/h
		Lauf 2:	00:09.484	148,61 km/h	00:07.682	01:42.054	167,19 km/h	01:59.221	126,82 km/h
		Lauf 3:	00:09.281	149,28 km/h	00:07.741	01:42.564	165,26 km/h	01:59.588	126,43 km/h
7	397	<b>PREISSER Dirk</b>	Opel Kadett						
		Lauf 1:	00:09.158	148,54 km/h	00:08.118	01:43.440	163,47 km/h	02:00.717	125,25 km/h
		Lauf 2:	00:08.791	148,70 km/h	00:07.794	01:42.185	163,49 km/h	01:58.772	127,30 km/h
		Lauf 3:	00:08.914	147,88 km/h	00:07.952	01:42.242	163,36 km/h	01:59.110	126,94 km/h
8	399	<b>WIEBE Björn</b>	Renault Clio						
		Lauf 1:	00:09.355	146,70 km/h	00:07.773	01:42.951	161,75 km/h	02:00.081	125,92 km/h
		Lauf 2:	00:09.736	144,61 km/h	00:07.822	01:43.840	160,75 km/h	02:01.400	124,55 km/h
		Lauf 3:	00:09.515	145,31 km/h	00:07.700	01:43.788	161,22 km/h	02:01.005	124,95 km/h
9	355	<b>WIMMER Norbert</b>	BMW 2002						
		Lauf 1:	00:09.830	136,36 km/h	00:08.345	01:47.458	149,22 km/h	02:05.635	120,35 km/h
		Lauf 2:	00:09.626	135,40 km/h	00:08.089	01:45.941	150,30 km/h	02:03.656	122,27 km/h
		Lauf 3:	00:09.656	135,73 km/h	00:07.860	01:45.415	149,74 km/h	02:02.932	122,99 km/h
10	390	<b>FLIK Thomas</b>	Renault Clio						
		Lauf 1:	00:09.576	139,45 km/h	00:07.603	01:47.255	154,45 km/h	02:04.435	121,51 km/h
		Lauf 2:	00:09.490	140,80 km/h	00:07.674	01:47.360	153,57 km/h	02:04.526	121,42 km/h
		Lauf 3:	00:09.463	142,18 km/h	00:07.717	01:46.903	153,92 km/h	02:04.084	121,85 km/h
11	389	<b>WEBER Jens</b>	Opel Kadett						
		Lauf 1:	00:09.890	134,41 km/h	00:07.987	01:47.333	153,33 km/h	02:05.211	120,76 km/h
		Lauf 2:	00:09.663	135,57 km/h	00:08.168	01:46.619	152,05 km/h	02:04.452	121,49 km/h
		Lauf 3:	00:09.857	135,16 km/h	00:07.906	01:46.120	152,26 km/h	02:03.885	122,05 km/h
12	398	<b>KOKOR Andreas</b>	Ford Escort						
		Lauf 1:	00:09.203	146,18 km/h	00:21.806	01:43.465	158,92 km/h	02:14.476	112,44 km/h
		Lauf 2:	00:09.208	144,75 km/h	00:07.721	01:43.264	158,19 km/h	02:00.195	125,80 km/h
		Lauf 3:	00:09.064	145,65 km/h	00:07.875	01:43.681	157,83 km/h	02:00.622	125,35 km/h
13	383	<b>EHRLE Bernd</b>	Opel Kadett						
		Lauf 1:	00:09.632	136,93 km/h	00:08.013	01:48.289	153,76 km/h	02:05.935	120,06 km/h
		Lauf 2:	00:09.430	137,51 km/h	00:08.290	01:46.986	153,20 km/h	02:04.707	121,24 km/h
		Lauf 3:	00:09.658	137,49 km/h	00:08.085	01:47.221	152,80 km/h	02:04.965	120,99 km/h



## Int. 39. AvD/MSCR Hauenstein-Bergrennen

2. bis 3. August 2008

Deutsche Bergmeisterschaft / DMSB Bergpokal

AvD Sportwagen-Berg-Cup / Classic Berg Cup

KW Gruppe H Berg-Cup



### Sektorzeiten & Speeds - Gruppe H bis 2000 ccm - Klasse 22

Rg.	Nr.	Startsektor	Speed vor Kurve	90°-Kurve	Restsektor	Speed Ziel	Laufzeit	Speed (Lauf)	
14	371	<b>BEHR Martin</b>	BMW 2002						
		Lauf 1:	00:09.547	142,06 km/h	00:08.380	01:48.590	158,43 km/h	02:06.518	119,51 km/h
		Lauf 2:	00:09.696	142,61 km/h	00:08.504	01:48.054	160,03 km/h	02:06.255	119,76 km/h
		Lauf 3:	00:09.606	142,62 km/h	00:08.157	01:47.107	162,14 km/h	02:04.872	121,08 km/h
15	376	<b>RYPKA René</b>	Opel Kadett						
		Lauf 1:	00:09.925	134,34 km/h	00:08.573	01:48.849	152,42 km/h	02:07.349	118,73 km/h
		Lauf 2:	00:09.854	134,97 km/h	00:08.431	01:48.274	152,26 km/h	02:06.561	119,47 km/h
		Lauf 3:	00:09.775	134,83 km/h	00:08.336	01:47.675	151,04 km/h	02:05.788	120,20 km/h
16	378	<b>LORIG Ingo</b>	VW Golf						
		Lauf 1:	00:10.128	137,46 km/h	00:08.110	01:48.584	152,02 km/h	02:06.823	119,22 km/h
		Lauf 2:	00:10.322	138,29 km/h	00:07.948	01:48.354	151,54 km/h	02:06.625	119,41 km/h
		Lauf 3:	00:10.321	138,26 km/h	00:08.200	01:48.009	152,64 km/h	02:06.531	119,50 km/h
17	364	<b>FÜBENEGGER René</b>	VW Golf						
		Lauf 1:	00:10.150	134,69 km/h	00:07.846	01:49.231	148,59 km/h	02:07.227	118,84 km/h
		Lauf 2:	00:10.029	136,41 km/h	00:07.973	01:48.622	149,23 km/h	02:06.626	119,41 km/h
		Lauf 3:	00:10.027	136,12 km/h	00:07.838	01:48.648	150,49 km/h	02:06.515	119,51 km/h
18	367	<b>WIEBE André</b>	Renault Megane						
		Lauf 1:	00:09.609	140,30 km/h	00:08.002	01:50.724	153,23 km/h	02:08.336	117,82 km/h
		Lauf 2:	00:09.721	140,69 km/h	00:08.094	01:48.604	154,01 km/h	02:06.421	119,60 km/h
		Lauf 3:	00:09.585	140,73 km/h	00:08.162	01:48.785	152,63 km/h	02:06.534	119,49 km/h
19	363	<b>PAGANO Sebastiano</b>	Opel Kadett						
		Lauf 1:	00:10.128	130,20 km/h	00:08.428	01:51.925	150,06 km/h	02:10.482	115,88 km/h
		Lauf 2:	00:10.645	124,41 km/h	00:08.176	01:50.292	149,69 km/h	02:09.115	117,11 km/h
		Lauf 3:	00:10.076	131,10 km/h	00:08.011	01:49.569	150,30 km/h	02:07.658	118,44 km/h
20	370	<b>EHRET Christian</b>	Opel Ascona						
		Lauf 1:	00:10.977	121,23 km/h	00:08.513	01:55.867	138,07 km/h	02:15.358	111,70 km/h
		Lauf 2:	00:10.600	123,45 km/h	00:08.442	01:54.969	138,54 km/h	02:14.012	112,83 km/h
		Lauf 3:	00:11.141	120,79 km/h	00:08.455	01:54.661	140,82 km/h	02:14.258	112,62 km/h
21	351	<b>KRUHS Gino</b>	Renault Megane						
		Lauf 1:	00:10.526	125,60 km/h	00:08.153	01:57.237	138,58 km/h	02:15.917	111,24 km/h
		Lauf 2:	00:10.129	126,47 km/h	00:08.078	01:56.533	137,18 km/h	02:14.742	112,21 km/h
		Lauf 3:	00:10.157	126,28 km/h	00:08.034	01:55.304	137,60 km/h	02:13.496	113,26 km/h
22	360	<b>LANG Bernhard</b>	Ford Escort						
		Lauf 1:	00:10.205	131,28 km/h	00:08.429	01:57.792	143,90 km/h	02:16.428	110,83 km/h
		Lauf 2:	00:10.312	129,18 km/h	00:08.253	01:57.981	143,27 km/h	02:16.547	110,73 km/h
		Lauf 3:	00:10.149	130,89 km/h	00:08.296	01:58.149	144,50 km/h	02:16.597	110,69 km/h
23	387	<b>SPAHR Wolfgang</b>	BMW E30						
		Lauf 1:	00:11.133	121,22 km/h	00:08.724	01:58.385	137,77 km/h	02:18.244	109,37 km/h
		Lauf 2:	00:10.846	123,92 km/h	00:08.363	01:57.564	140,45 km/h	02:16.774	110,55 km/h
		Lauf 3:	00:10.764	125,77 km/h	00:08.319	01:58.275	140,37 km/h	02:17.359	110,08 km/h
24	352	<b>JORDAN Reinhold</b>	Opel Kadett						
		Lauf 1:	00:11.915	116,27 km/h	00:09.126	02:06.624	135,00 km/h	02:27.667	102,39 km/h
		Lauf 2:	00:11.606	116,36 km/h	00:08.658	02:05.344	132,99 km/h	02:25.609	103,84 km/h
		Lauf 3:	00:10.973	114,90 km/h	00:09.023	02:05.327	135,45 km/h	02:25.325	104,04 km/h
25	362	<b>MANGER Joachim</b>	Opel Kadett						
		Lauf 1:	00:10.458	112,45 km/h	00:10.569	02:13.797	131,23 km/h	02:34.826	97,66 km/h
		Lauf 2:	00:10.595	98,57 km/h	00:10.835	02:12.611	139,12 km/h	02:34.042	98,15 km/h
		Lauf 3:	00:10.355	120,81 km/h	00:09.490	02:12.285	134,02 km/h	02:32.131	99,39 km/h





**Int. 39. AvD/MSCR Hauenstein-Bergrennen**  
2. bis 3. August 2008  
Deutsche Bergmeisterschaft / DMSB Bergpokal  
AvD Sportwagen-Berg-Cup / Classic Berg Cup  
KW Gruppe H Berg-Cup



**Sektorzeiten & Speeds - Gruppe H bis 2000 ccm - Klasse 22**

Rg.	Nr.	Startsektor	Speed vor Kurve 90°-Kurve		Restsektor	Speed Ziel	Laufzeit	Speed (Lauf)
372	<b>DANDL Michael</b>		BMW 320					
	Lauf 1:	00:12.747	111,55 km/h	00:09.088	*	* km/h	A	* km/h
	Lauf 2:	00:09.811	139,88 km/h	00:08.180	01:49.912	156,65 km/h	02:07.904	118,21 km/h
	Lauf 3:	00:09.940	134,86 km/h	00:08.590	01:49.082	156,64 km/h	02:07.614	118,48 km/h
388	<b>RAUCH Michael</b>		Opel Kadett					
	Lauf 1:	00:09.338	141,47 km/h	00:07.602	01:45.309	155,68 km/h	02:02.251	123,68 km/h
	Lauf 2:	00:09.717	139,51 km/h	00:07.738	01:47.034	149,40 km/h	02:04.490	121,46 km/h
	Lauf 3:	00:09.638	140,87 km/h	00:07.618	*	* km/h	A	* km/h