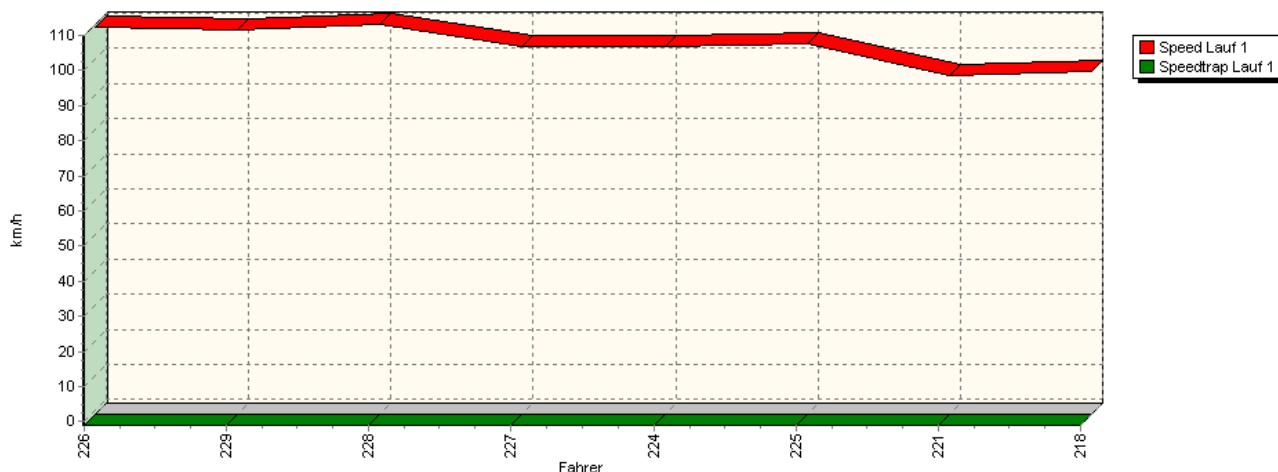
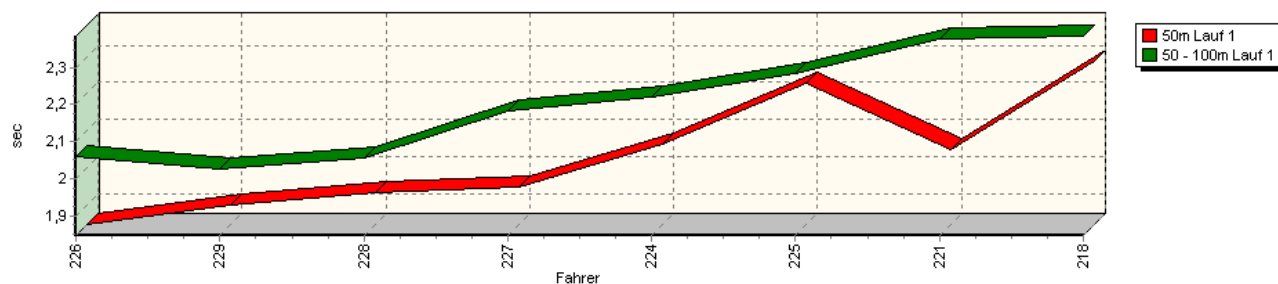


## Sektorzeiten & Speeds - Gruppe H (DMSB,OSK) bis 1150 ccm - Klasse 20

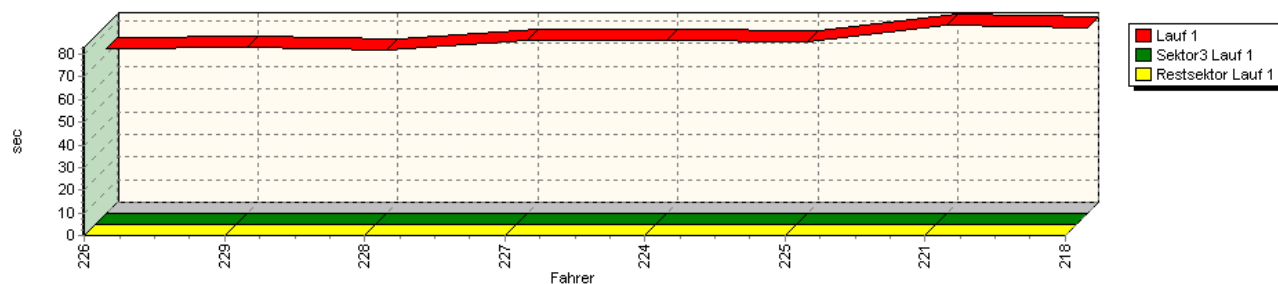
**Speed-Diagramm Lauf 1**



**Sektor-Diagramm (Start) Lauf 1**

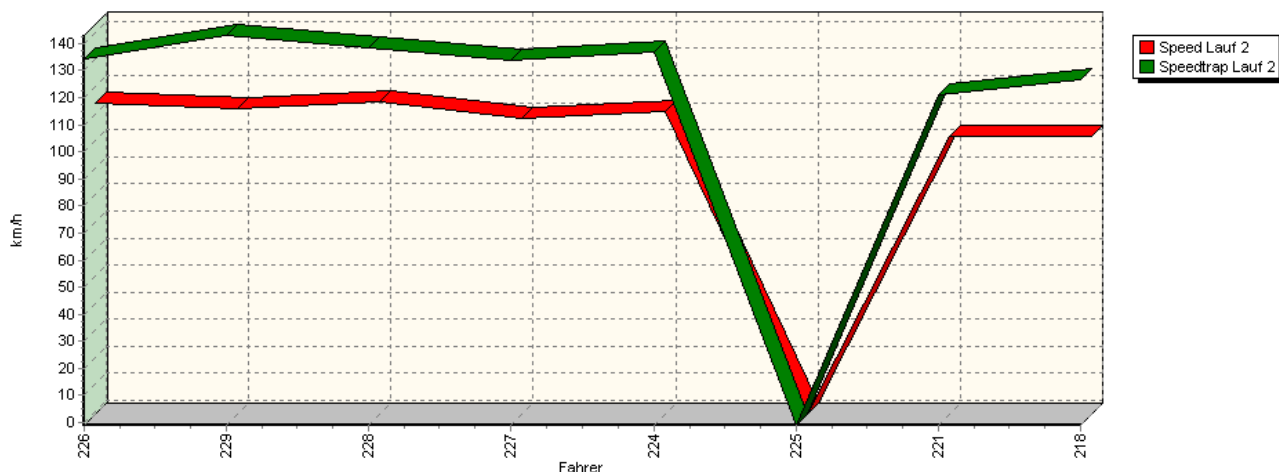


**Sektor-Diagramm (Rest) Lauf 1**

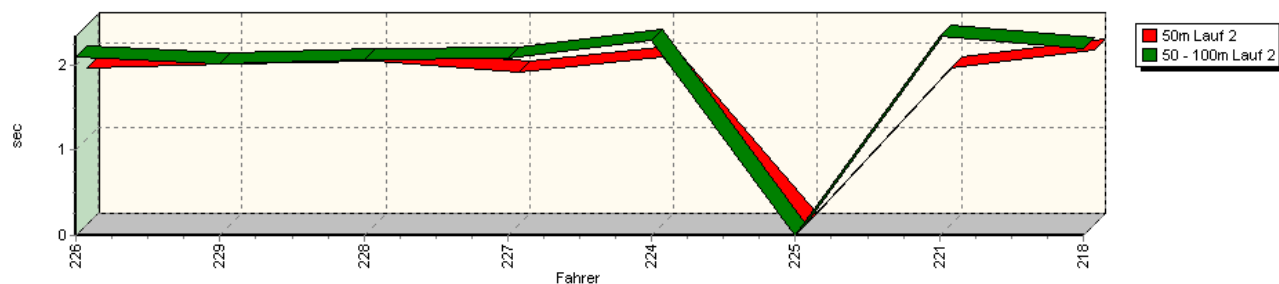


## Sektorzeiten & Speeds - Gruppe H (DMSB,OSK) bis 1150 ccm - Klasse 20

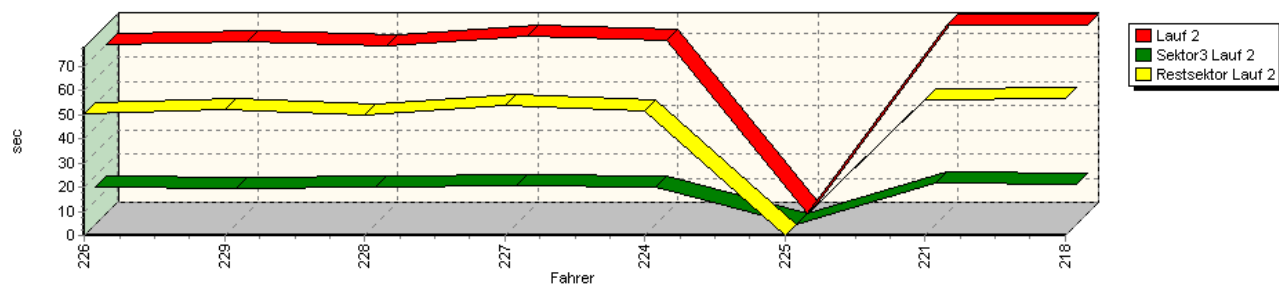
Speed-Diagramm Lauf 2



Sektor-Diagramm (Start) Lauf 2

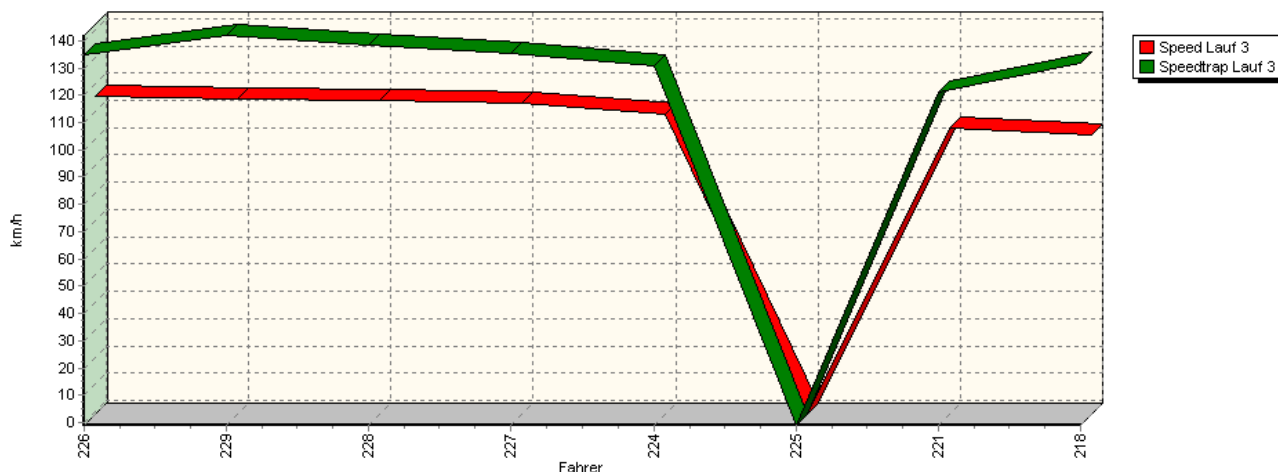


Sektor-Diagramm (Rest) Lauf 2

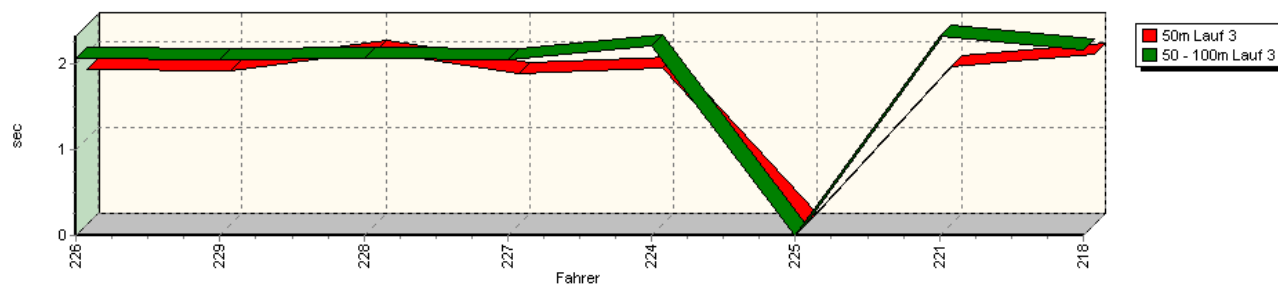


## Sektorzeiten & Speeds - Gruppe H (DMSB,OSK) bis 1150 ccm - Klasse 20

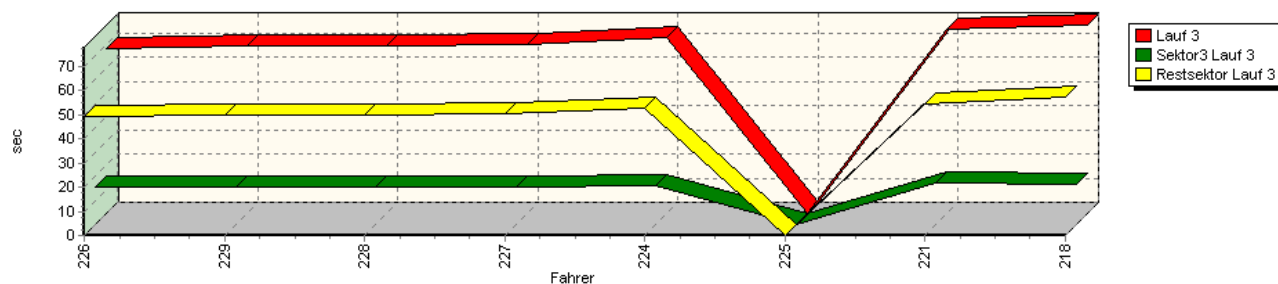
Speed-Diagramm Lauf 3



Sektor-Diagramm (Start) Lauf 3



Sektor-Diagramm (Rest) Lauf 3



Rg.	Nr.	Sektor 1 (15m)	Sektor 2 (15-50m)	Sektor 3	Speed Trap	Sektor 4	Laufzeit	Speed (Lauf)
1	226	<b>BAUER Robert</b>						
		VW EMP Polo						
	Lauf 1:	00:01.848	00:02.061	*	* km/h	*	01:12.397	109,40 km/h
	Lauf 2:	00:01.829	00:02.086	00:15.476	134,24 km/h	00:50.269	01:09.663	113,69 km/h
	Lauf 3:	00:01.806	00:02.074	00:15.432	134,64 km/h	00:49.105	01:08.419	115,76 km/h

## Sektorzeiten & Speeds - Gruppe H (DMSB,OSK) bis 1150 ccm - Klasse 20

Rg.	Nr.		Sektor 1 (15m)	Sektor 2 (15-50m)	Sektor 3	Speed Trap	Sektor 4	Laufzeit	Speed (Lauf)
2	229	<b>EBERLE Jörg</b>		Fiat 127 Sturm EVO					
		Lauf 1:	00:01.899	00:02.027	*	* km/h	*	01:12.996	108,50 km/h
		Lauf 2:	00:01.884	00:02.007	00:15.088	142,95 km/h	00:51.857	01:10.839	111,80 km/h
		Lauf 3:	00:01.790	00:02.061	00:15.264	141,96 km/h	00:50.145	01:09.262	114,35 km/h
3	228	<b>KOOB Franz</b>		Fiat 128					
		Lauf 1:	00:01.935	00:02.056	*	* km/h	*	01:11.982	110,03 km/h
		Lauf 2:	00:01.905	00:02.066	00:15.506	138,40 km/h	00:49.908	01:09.387	114,14 km/h
		Lauf 3:	00:02.025	00:02.072	00:15.448	138,62 km/h	00:49.776	01:09.324	114,25 km/h
4	227	<b>KLIMSA Tobias</b>		VW Polo I 8V					
		Lauf 1:	00:01.949	00:02.183	*	* km/h	*	01:16.392	103,68 km/h
		Lauf 2:	00:01.791	00:02.077	00:15.795	133,56 km/h	00:53.628	01:13.294	108,06 km/h
		Lauf 3:	00:01.757	00:02.059	00:15.742	135,53 km/h	00:50.535	01:10.094	112,99 km/h
5	224	<b>TRACHSEL Walter</b>		Fiat 127 Sport					
		Lauf 1:	00:02.064	00:02.220	*	* km/h	*	01:16.319	103,77 km/h
		Lauf 2:	00:01.963	00:02.284	00:15.720	137,03 km/h	00:51.608	01:11.577	110,65 km/h
		Lauf 3:	00:01.825	00:02.215	00:15.823	130,94 km/h	00:52.839	01:12.704	108,94 km/h
6	225	<b>DEUTSCH Bernd</b>		Schneider Audi 50 GL 86					
		Lauf 1:	00:02.228	00:02.285	*	* km/h	*	01:15.882	104,37 km/h
		Lauf 2:	*	*	*	* km/h	*	*	* km/h
		Lauf 3:	*	*	*	* km/h	*	*	* km/h
7	221	<b>RAUCH Rolf</b>		Fiat 128 Coupe					
		Lauf 1:	00:02.048	00:02.375	*	* km/h	*	01:23.055	95,36 km/h
		Lauf 2:	00:01.835	00:02.334	00:17.330	120,94 km/h	00:56.328	01:17.830	101,76 km/h
		Lauf 3:	00:01.838	00:02.328	00:17.164	121,09 km/h	00:54.708	01:16.039	104,16 km/h
8	218	<b>DEUTSCH Stefanie</b>		VW Polo 1					
		Lauf 1:	00:02.287	00:02.384	*	* km/h	*	01:22.016	96,57 km/h
		Lauf 2:	00:02.036	00:02.196	00:16.687	126,59 km/h	00:56.919	01:17.839	101,75 km/h
		Lauf 3:	00:01.995	00:02.168	00:16.615	131,84 km/h	00:57.212	01:17.991	101,55 km/h