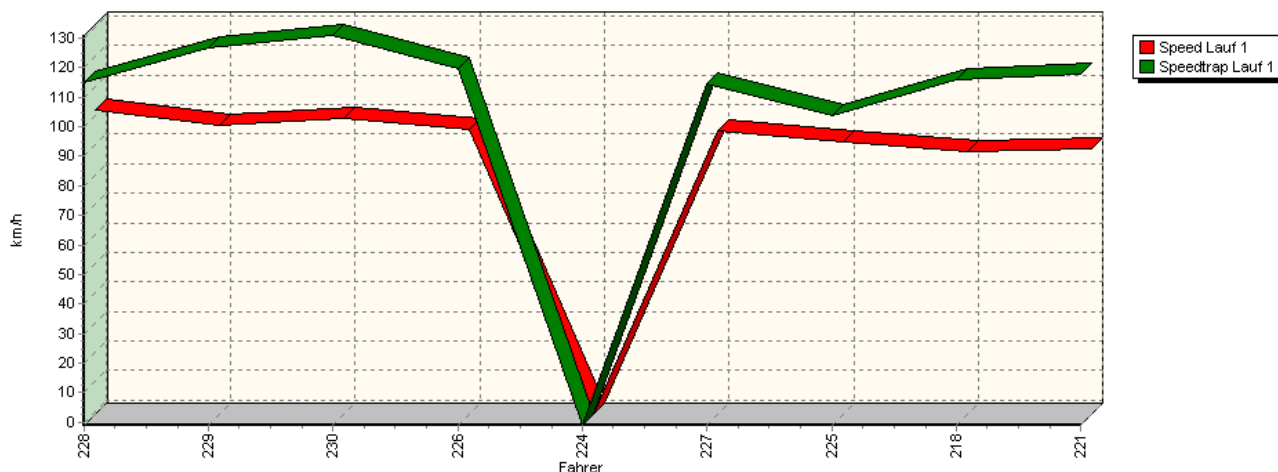
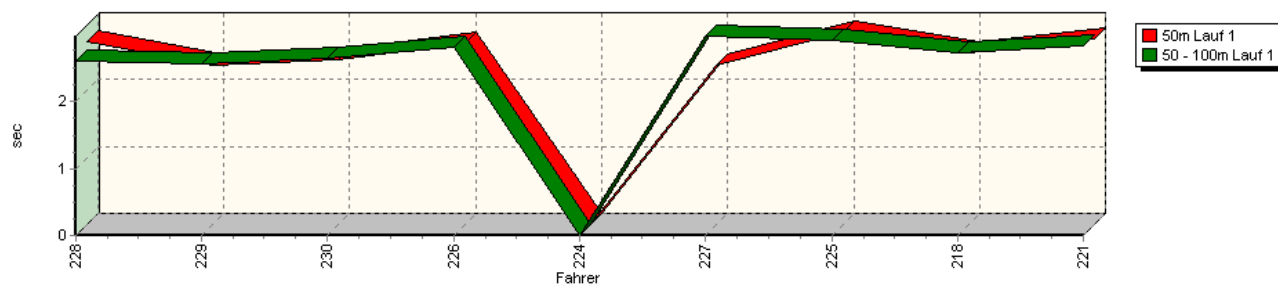


Sektorzeiten & Speeds - Gruppe H (DMSB,OSK) bis 1150 ccm - Klasse 20

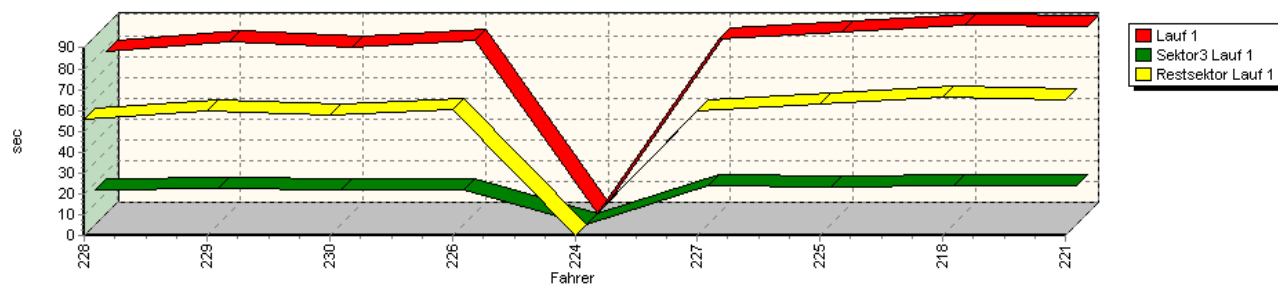
Speed-Diagramm Lauf 1



Sektor-Diagramm (Start) Lauf 1

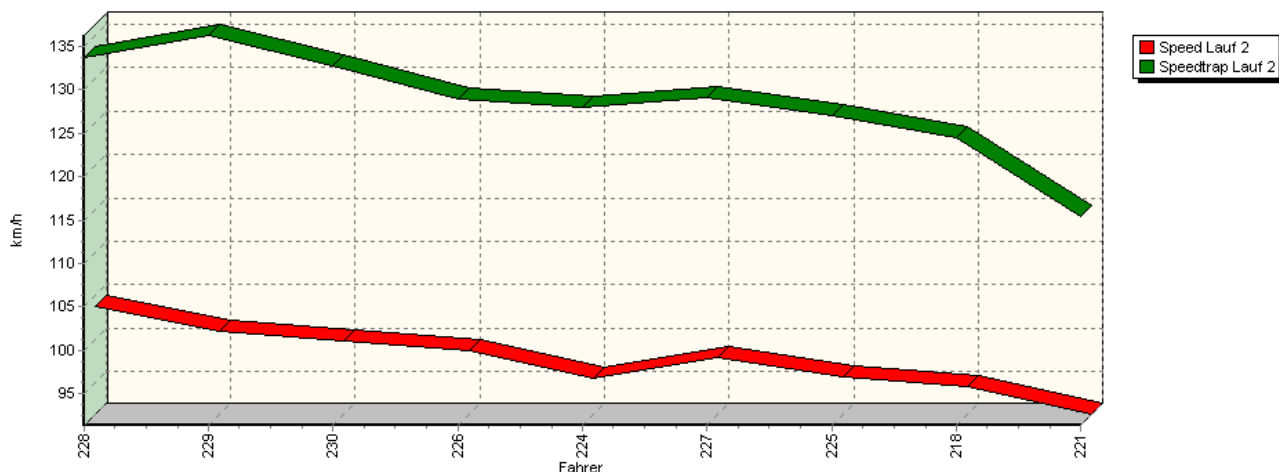


Sektor-Diagramm (Rest) Lauf 1

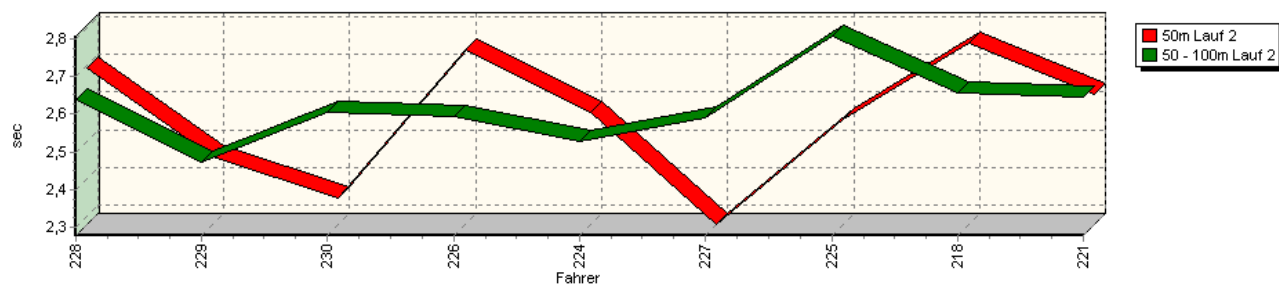


Sektorzeiten & Speeds - Gruppe H (DMSB,OSK) bis 1150 ccm - Klasse 20

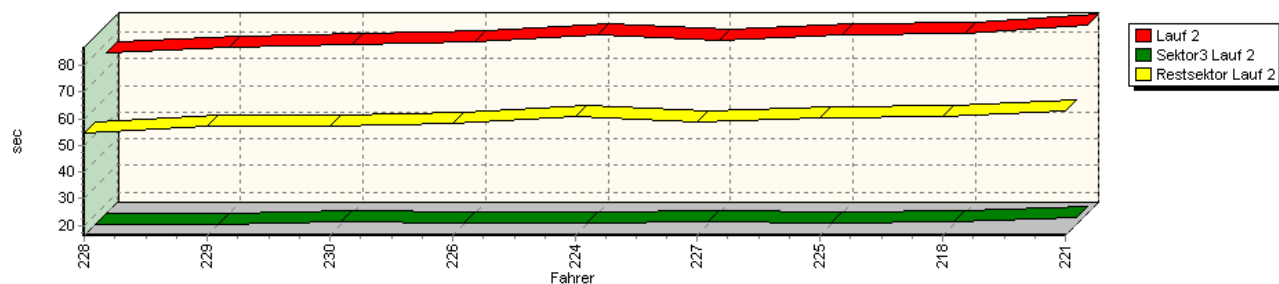
Speed-Diagramm Lauf 2



Sektor-Diagramm (Start) Lauf 2

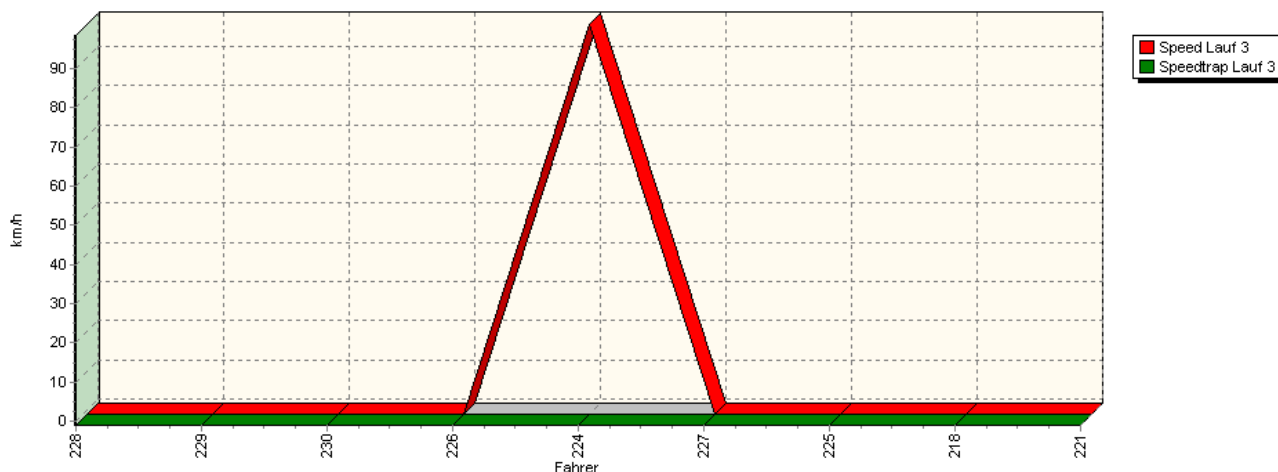


Sektor-Diagramm (Rest) Lauf 2

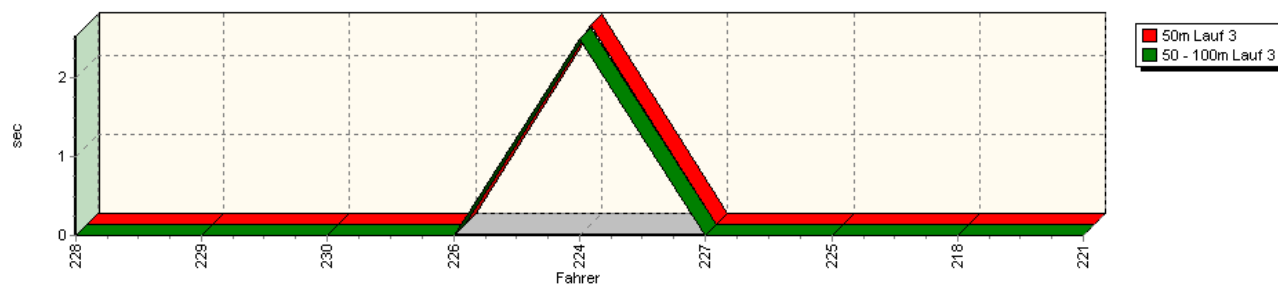


Sektorzeiten & Speeds - Gruppe H (DMSB,OSK) bis 1150 ccm - Klasse 20

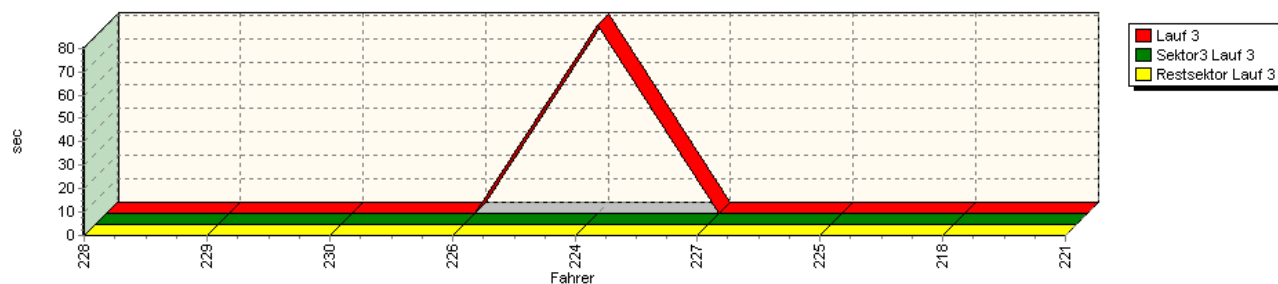
Speed-Diagramm Lauf 3



Sektor-Diagramm (Start) Lauf 3



Sektor-Diagramm (Rest) Lauf 3



Rg.	Nr.	Sektor 1 (15m)	Sektor 2 (15-50m)	Sektor 3	Speed Trap	Sektor 4	Laufzeit	Speed (Lauf)	
1	228	KOOB Franz		Fiat 128					
		Lauf 1:	00:02.723	00:02.616	00:16.804	115,24 km/h	00:55.719	01:17.864	101,72 km/h
		Lauf 2:	00:02.695	00:02.637	00:16.262	133,65 km/h	00:54.716	01:16.312	103,78 km/h
		Lauf 3:	*	*	*	* km/h	*	*	* km/h

Sektorzeiten & Speeds - Gruppe H (DMSB,OSK) bis 1150 ccm - Klasse 20

Rg.	Nr.		Sektor 1 (15m)	Sektor 2 (15-50m)	Sektor 3	Speed Trap	Sektor 4	Laufzeit	Speed (Lauf)
2	229	EBERLE Jörg		Fiat 127 Sturm EVO					
		Lauf 1:	00:02.377	00:02.573	00:17.044	126,78 km/h	01:00.022	01:22.018	96,56 km/h
		Lauf 2:	00:02.458	00:02.473	00:16.463	136,26 km/h	00:57.073	01:18.468	100,93 km/h
		Lauf 3:	*	*	*	* km/h	*	*	* km/h
3	230	HEßBERGER Jürgen		Fiat 127 Martini Racing					
		Lauf 1:	00:02.454	00:02.648	00:16.866	130,92 km/h	00:58.006	01:19.976	99,03 km/h
		Lauf 2:	00:02.350	00:02.606	00:17.069	132,70 km/h	00:57.321	01:19.347	99,81 km/h
		Lauf 3:	*	*	*	* km/h	*	*	* km/h
4	226	BAUER Robert		VW EMP Polo					
		Lauf 1:	00:02.699	00:02.810	00:16.827	119,72 km/h	01:00.732	01:23.070	95,34 km/h
		Lauf 2:	00:02.741	00:02.594	00:16.561	128,91 km/h	00:58.328	01:20.226	98,72 km/h
		Lauf 3:	*	*	*	* km/h	*	*	* km/h
5	224	TRACHSEL Walter		Fiat 127 Sport					
		Lauf 1:	*	*	*	* km/h	*	*	* km/h
		Lauf 2:	00:02.577	00:02.529	00:16.932	128,03 km/h	01:00.849	01:22.888	95,55 km/h
		Lauf 3:	00:02.525	00:02.492	*	* km/h	*	01:20.397	98,51 km/h
6	227	KLIMSA Tobias		VW Polo I 8V					
		Lauf 1:	00:02.382	00:02.978	00:18.447	114,55 km/h	00:59.552	01:23.361	95,01 km/h
		Lauf 2:	00:02.279	00:02.591	00:17.128	129,14 km/h	00:58.848	01:20.848	97,96 km/h
		Lauf 3:	*	*	*	* km/h	*	*	* km/h
7	225	DEUTSCH Bernd		Schneider Audi 50 GL 86					
		Lauf 1:	00:02.872	00:02.911	00:18.163	103,83 km/h	01:02.913	01:26.860	91,18 km/h
		Lauf 2:	00:02.557	00:02.807	00:17.003	126,96 km/h	01:00.408	01:22.778	95,68 km/h
		Lauf 3:	*	*	*	* km/h	*	*	* km/h
8	218	DEUTSCH Stefanie		VW Polo 1					
		Lauf 1:	00:02.573	00:02.727	00:18.742	115,95 km/h	01:06.251	01:30.294	87,71 km/h
		Lauf 2:	00:02.761	00:02.658	00:17.367	124,48 km/h	01:00.994	01:23.782	94,53 km/h
		Lauf 3:	*	*	*	* km/h	*	*	* km/h
9	221	RAUCH Rolf		Fiat 128 Coupe					
		Lauf 1:	00:02.779	00:02.824	00:18.916	117,93 km/h	01:04.804	01:29.324	88,67 km/h
		Lauf 2:	00:02.622	00:02.644	00:18.608	115,38 km/h	01:02.784	01:26.660	91,39 km/h
		Lauf 3:	*	*	*	* km/h	*	*	* km/h