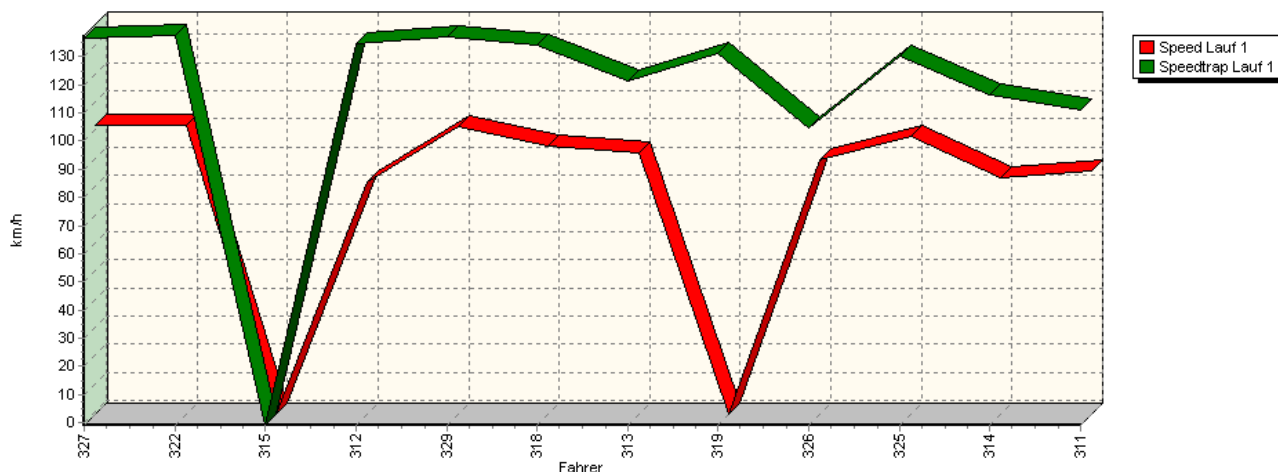
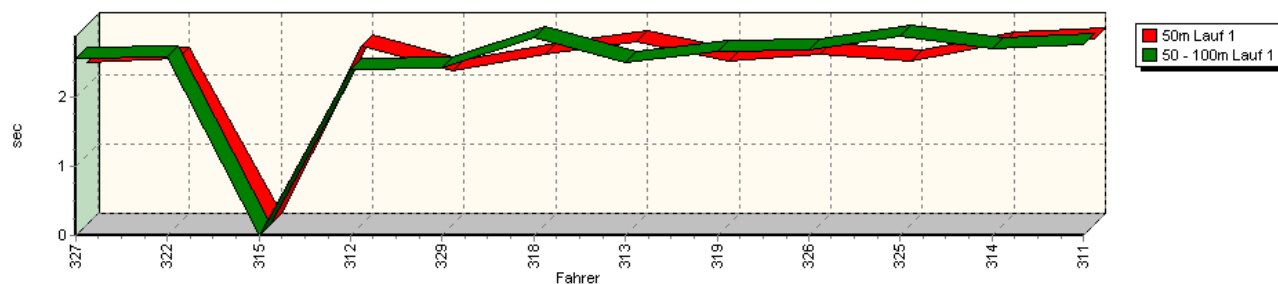


Sektorzeiten & Speeds - Gruppe H (DMSB,OSK) über 1400 bis 1600 ccm - Klasse 24

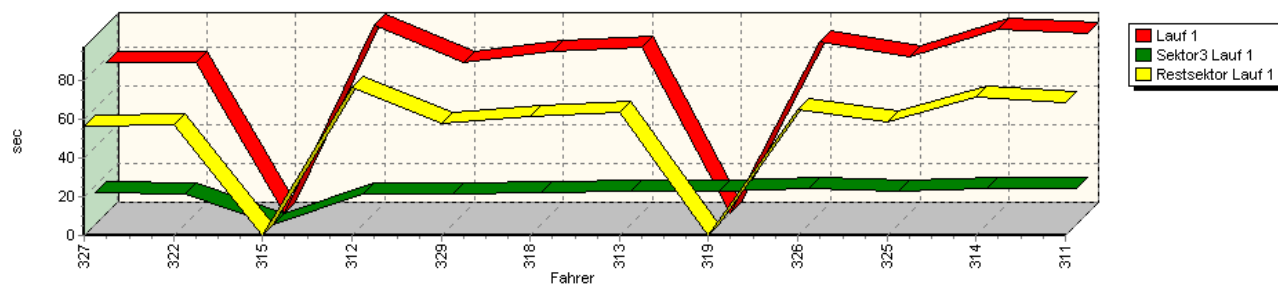
Speed-Diagramm Lauf 1



Sektor-Diagramm (Start) Lauf 1

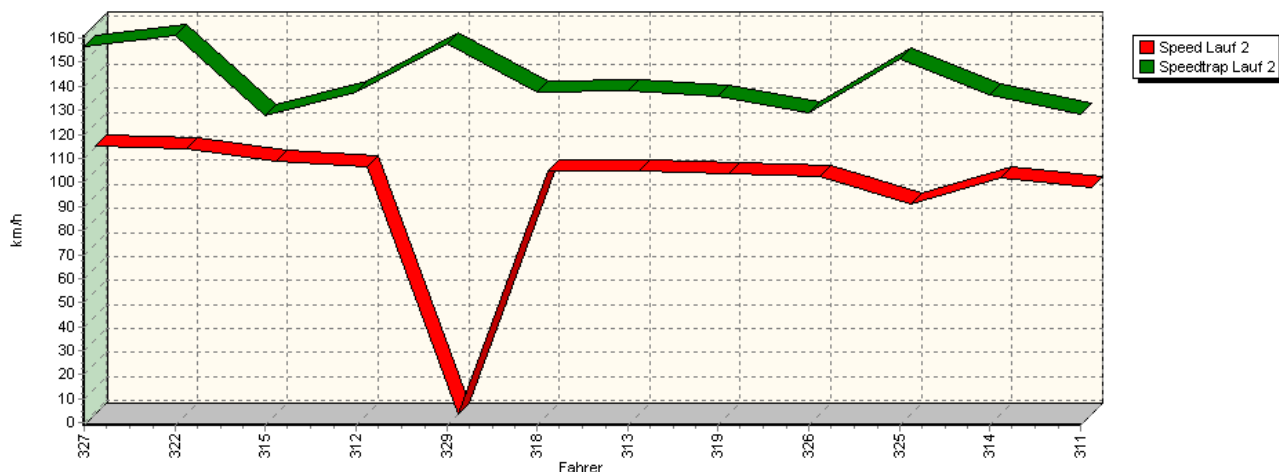


Sektor-Diagramm (Rest) Lauf 1

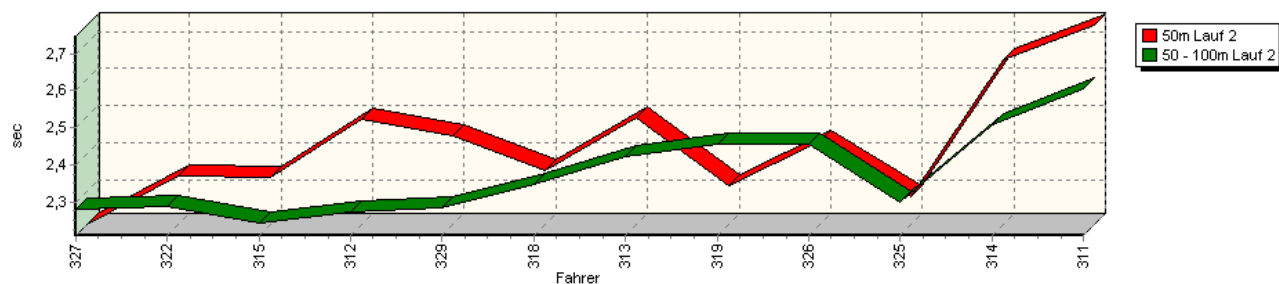


Sektorzeiten & Speeds - Gruppe H (DMSB,OSK) über 1400 bis 1600 ccm - Klasse 24

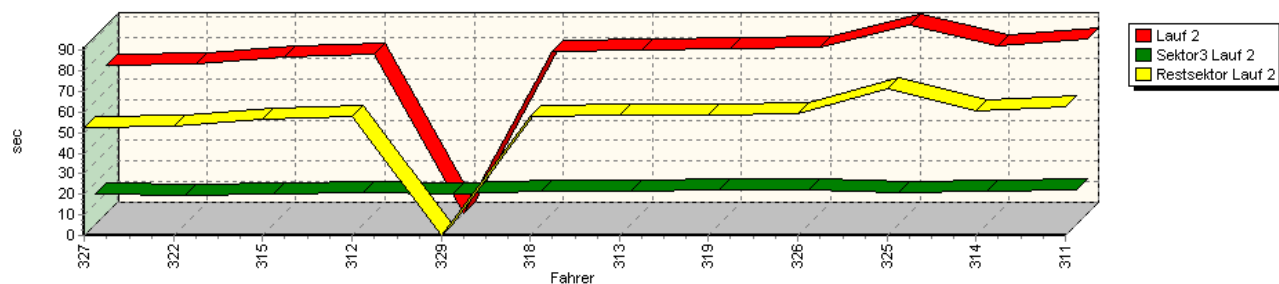
Speed-Diagramm Lauf 2



Sektor-Diagramm (Start) Lauf 2

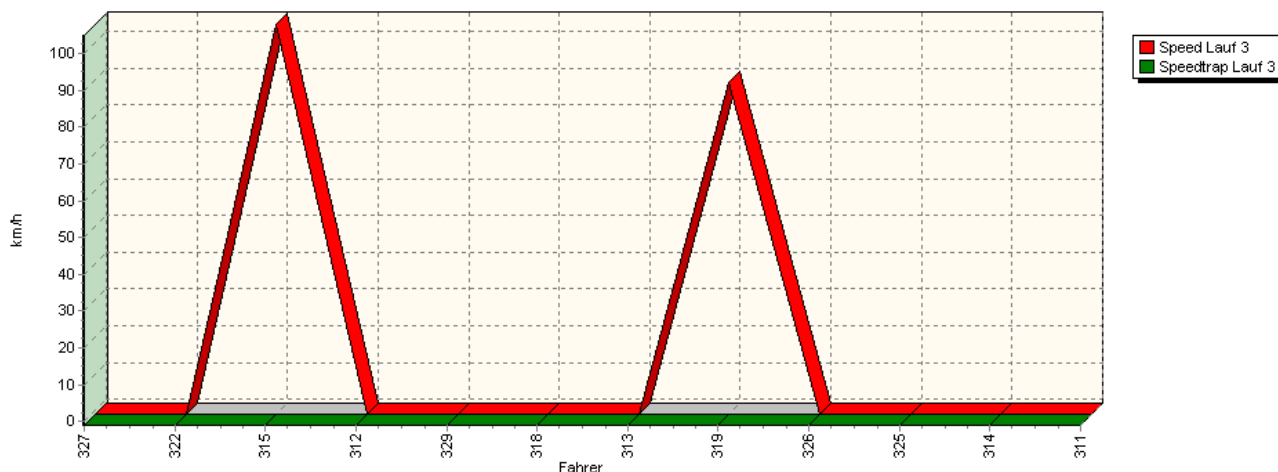


Sektor-Diagramm (Rest) Lauf 2

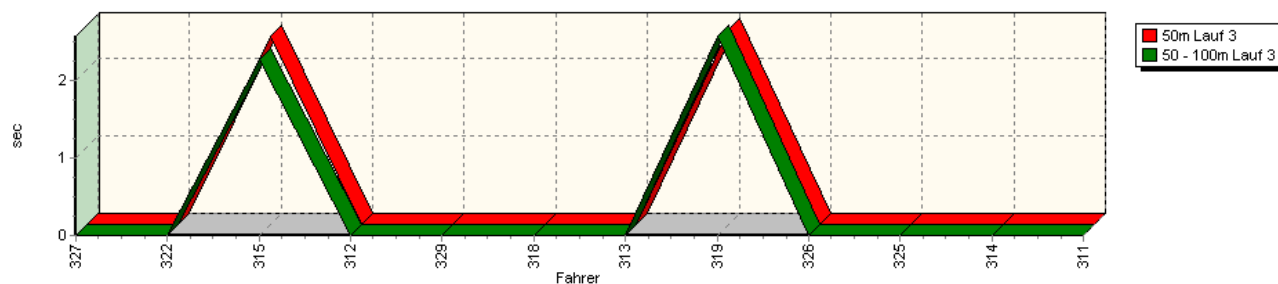


Sektorzeiten & Speeds - Gruppe H (DMSB,OSK) über 1400 bis 1600 ccm - Klasse 24

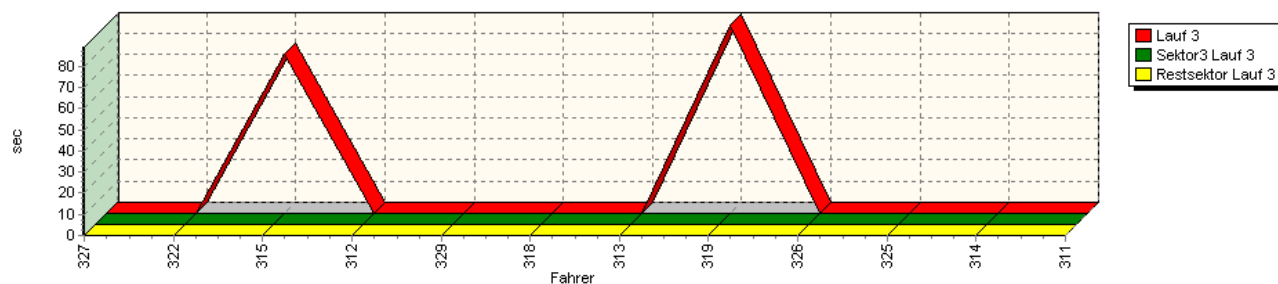
Speed-Diagramm Lauf 3



Sektor-Diagramm (Start) Lauf 3



Sektor-Diagramm (Rest) Lauf 3



Rg.	Nr.	Sektor 1 (15m)	Sektor 2 (15-50m)	Sektor 3	Speed Trap	Sektor 4	Laufzeit	Speed (Lauf)
1	327	MAIER Helmut		VW Spiess Golf				
	Lauf 1:	00:02.355	00:02.557	00:16.236	136,61 km/h	00:56.535	01:17.686	101,95 km/h
	Lauf 2:	00:02.211	00:02.283	00:14.631	156,67 km/h	00:52.625	01:11.753	110,38 km/h
	Lauf 3:	*	*	*	* km/h	*	*	* km/h

Sektorzeiten & Speeds - Gruppe H (DMSB,OSK) über 1400 bis 1600 ccm - Klasse 24

Rg.	Nr.	Sektor 1 (15m)	Sektor 2 (15-50m)	Sektor 3	Speed Trap	Sektor 4	Laufzeit	Speed (Lauf)	
2	322	SCHNEIDER Valentin		VW TSM Golf 1 16V					
		Lauf 1:	00:02.402	00:02.580	00:15.884	137,58 km/h	00:56.996	01:17.863	101,72 km/h
		Lauf 2:	00:02.343	00:02.289	00:14.375	161,16 km/h	00:53.493	01:12.502	109,24 km/h
		Lauf 3:	*	*	*	* km/h	*	*	* km/h
3	315	PESCH Dirk		VW WRC Kit Car					
		Lauf 1:	*	*	*	* km/h	*	*	* km/h
		Lauf 2:	00:02.339	00:02.246	00:14.932	127,65 km/h	00:56.628	01:16.147	104,01 km/h
		Lauf 3:	00:02.427	00:02.281	*	* km/h	*	01:15.530	104,86 km/h
4	312	DIETZ Nikolas		VW Golf I					
		Lauf 1:	00:02.587	00:02.403	00:15.852	134,64 km/h	01:16.480	01:37.324	81,38 km/h
		Lauf 2:	00:02.495	00:02.276	00:15.192	137,75 km/h	00:57.761	01:17.725	101,90 km/h
		Lauf 3:	*	*	*	* km/h	*	*	* km/h
5	329	BRÜGGE Frank		VW Golf I 20V					
		Lauf 1:	00:02.235	00:02.435	00:15.880	136,98 km/h	00:57.617	01:18.169	101,32 km/h
		Lauf 2:	00:02.449	00:02.285	00:14.542	157,86 km/h	*	A	* km/h
		Lauf 3:	*	*	*	* km/h	*	*	* km/h
6	318	OPL Werner		VW Scirocco 1 Gti					
		Lauf 1:	00:02.460	00:02.872	00:16.661	134,18 km/h	01:01.870	01:23.864	94,44 km/h
		Lauf 2:	00:02.356	00:02.347	00:16.435	137,85 km/h	00:57.708	01:18.849	100,45 km/h
		Lauf 3:	*	*	*	* km/h	*	*	* km/h
7	313	ROHR Werner		Toyota Corolla AE 86					
		Lauf 1:	00:02.652	00:02.501	00:17.405	121,29 km/h	01:03.469	01:26.030	92,06 km/h
		Lauf 2:	00:02.496	00:02.422	00:15.926	138,06 km/h	00:58.363	01:19.210	99,99 km/h
		Lauf 3:	*	*	*	* km/h	*	*	* km/h
8	319	SEITZ Jürgen		Ford Escort MKIII					
		Lauf 1:	00:02.372	00:02.659	00:17.091	131,03 km/h	*	A	* km/h
		Lauf 2:	00:02.315	00:02.457	00:16.541	135,70 km/h	00:58.718	01:20.033	98,96 km/h
		Lauf 3:	00:02.530	00:02.578	*	* km/h	*	01:29.075	88,91 km/h
9	326	KORESCH Rainer		Ford Escort					
		Lauf 1:	00:02.472	00:02.687	00:18.404	104,52 km/h	01:05.017	01:28.581	89,41 km/h
		Lauf 2:	00:02.435	00:02.458	00:16.770	128,75 km/h	00:59.097	01:20.762	98,07 km/h
		Lauf 3:	*	*	*	* km/h	*	*	* km/h
10	325	STURM Bernhard		VW Scirocco					
		Lauf 1:	00:02.364	00:02.887	00:17.187	130,41 km/h	00:58.403	01:20.842	97,97 km/h
		Lauf 2:	00:02.287	00:02.300	00:15.414	151,40 km/h	01:11.593	01:31.596	86,47 km/h
		Lauf 3:	*	*	*	* km/h	*	*	* km/h
11	314	LANZ Andreas		Toyota Corolla AE 86					
		Lauf 1:	00:02.636	00:02.699	00:18.456	116,35 km/h	01:11.498	01:35.290	83,11 km/h
		Lauf 2:	00:02.655	00:02.510	00:15.997	136,17 km/h	01:00.415	01:21.579	97,08 km/h
		Lauf 3:	*	*	*	* km/h	*	*	* km/h
12	311	SCHAD Bernhard		VW Golf 1 Typ 17					
		Lauf 1:	00:02.688	00:02.759	00:18.668	111,16 km/h	01:08.749	01:32.866	85,28 km/h
		Lauf 2:	00:02.747	00:02.604	00:16.680	128,58 km/h	01:02.915	01:24.949	93,23 km/h
		Lauf 3:	*	*	*	* km/h	*	*	* km/h