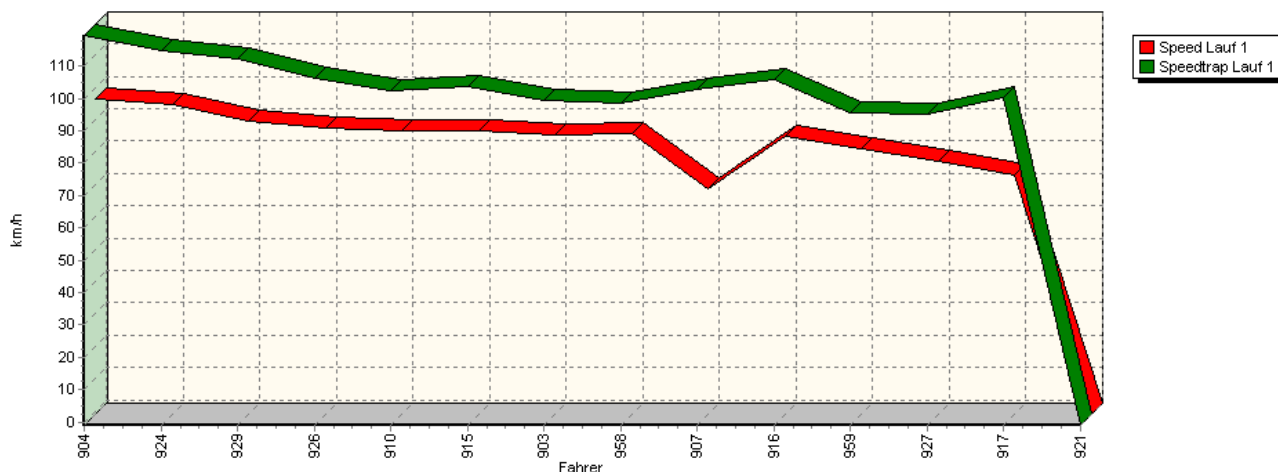
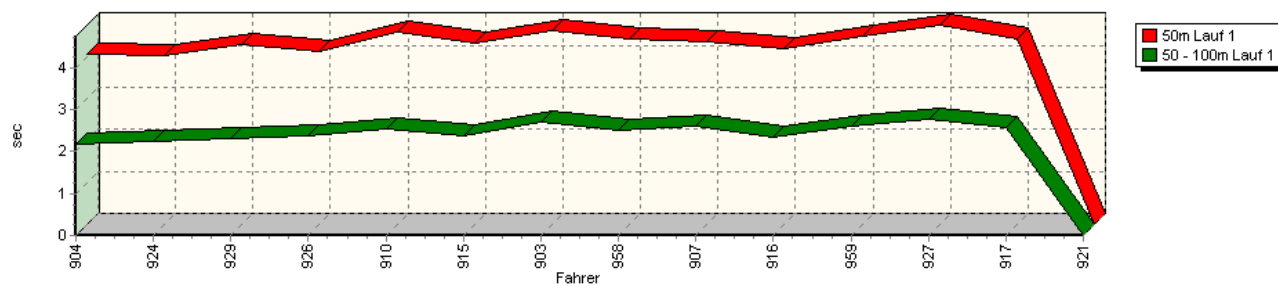


Sektorzeiten & Speeds - Rennen - Abarth Coppa Mille

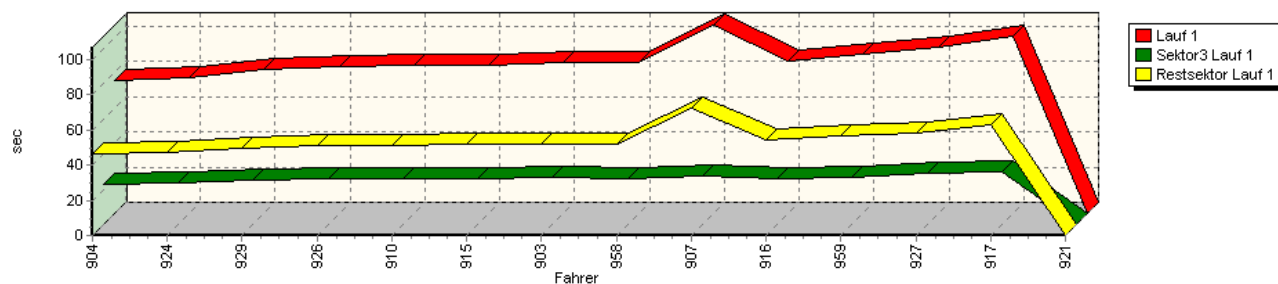
Speed-Diagramm Lauf 1



Sektor-Diagramm (Start) Lauf 1

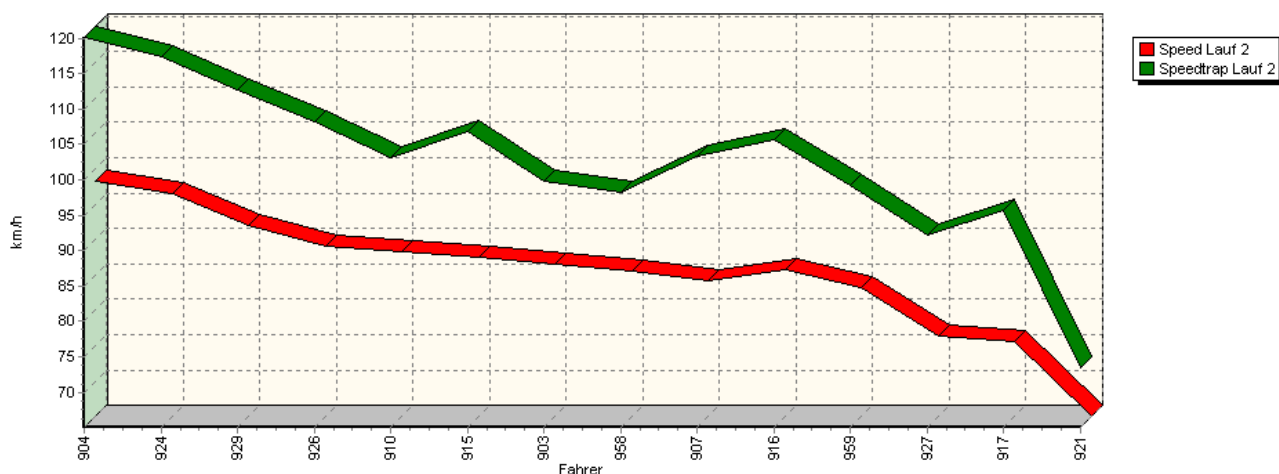


Sektor-Diagramm (Rest) Lauf 1

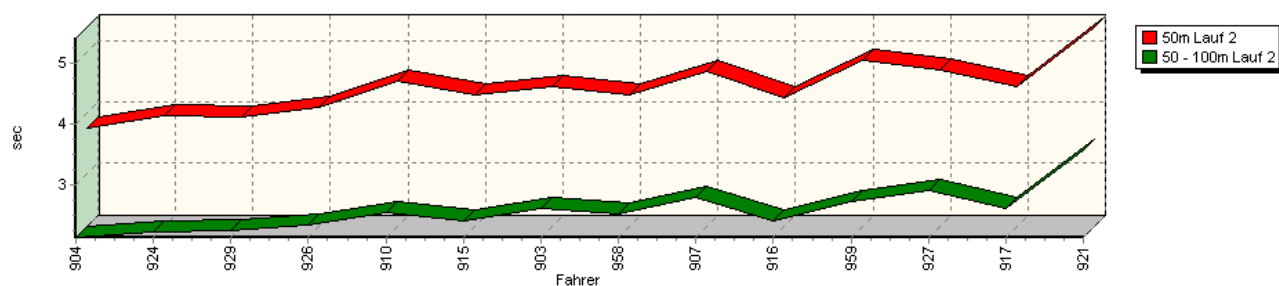


Sektorzeiten & Speeds - Rennen - Abarth Coppa Mille

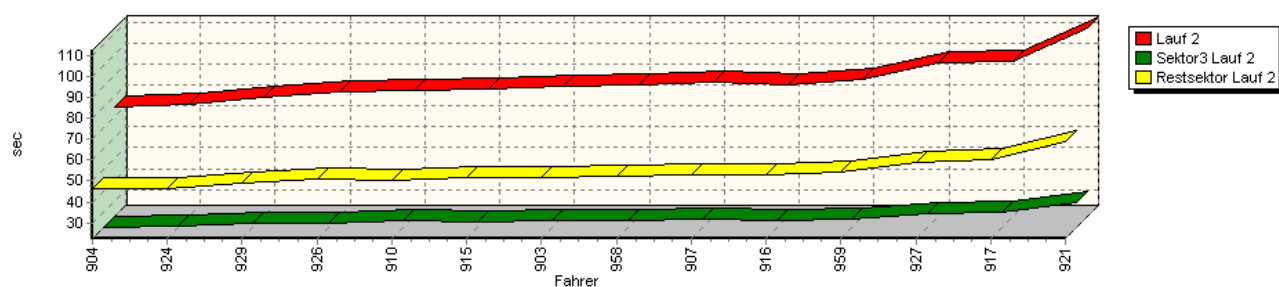
Speed-Diagramm Lauf 2



Sektor-Diagramm (Start) Lauf 2

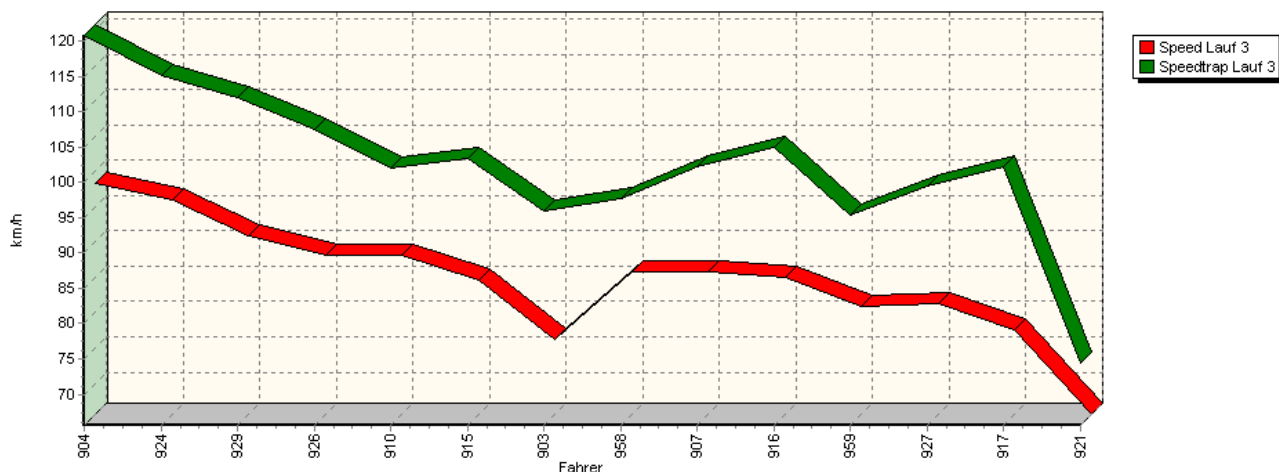


Sektor-Diagramm (Rest) Lauf 2

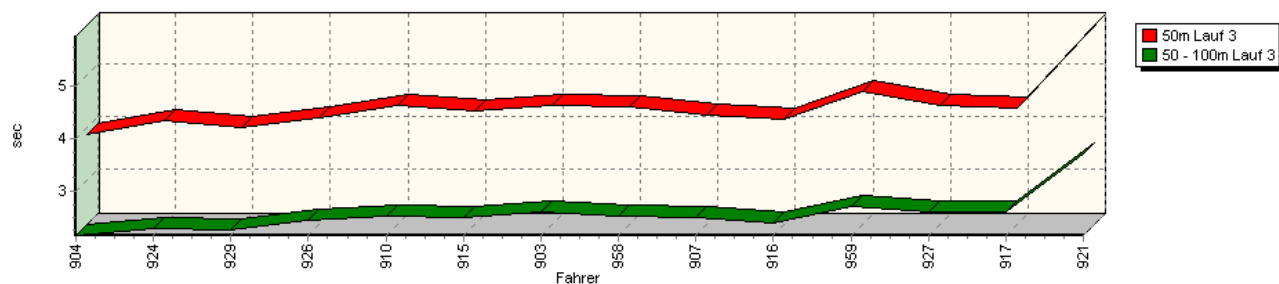


Sektorzeiten & Speeds - Rennen - Abarth Coppa Mille

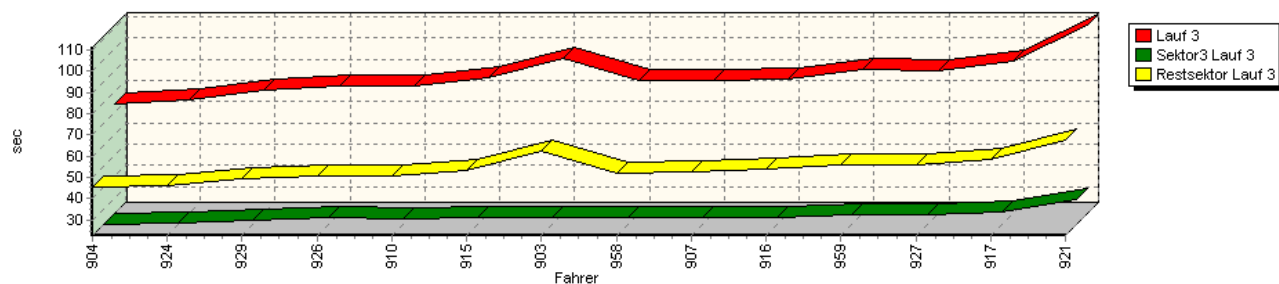
Speed-Diagramm Lauf 3



Sektor-Diagramm (Start) Lauf 3

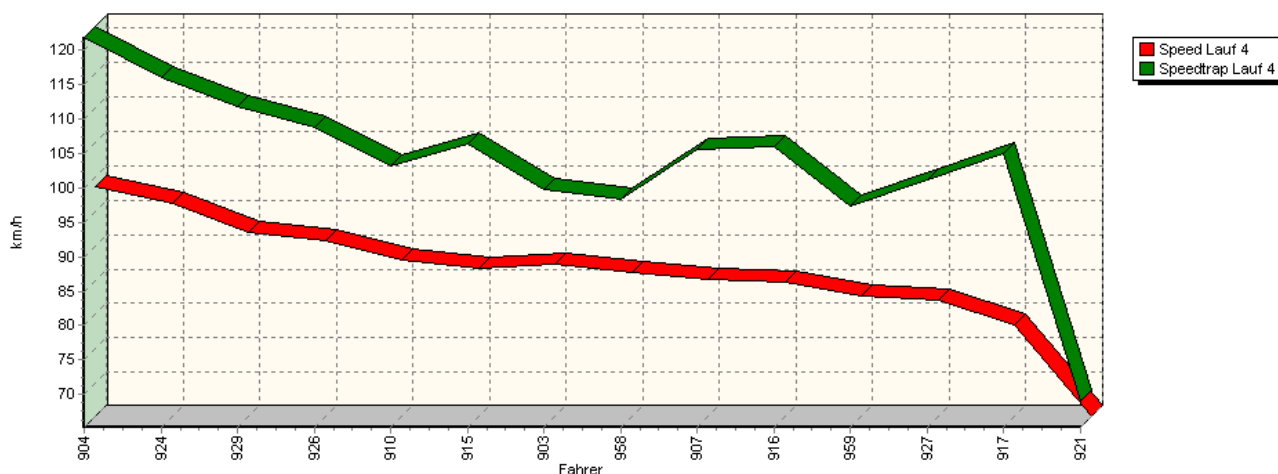


Sektor-Diagramm (Rest) Lauf 3

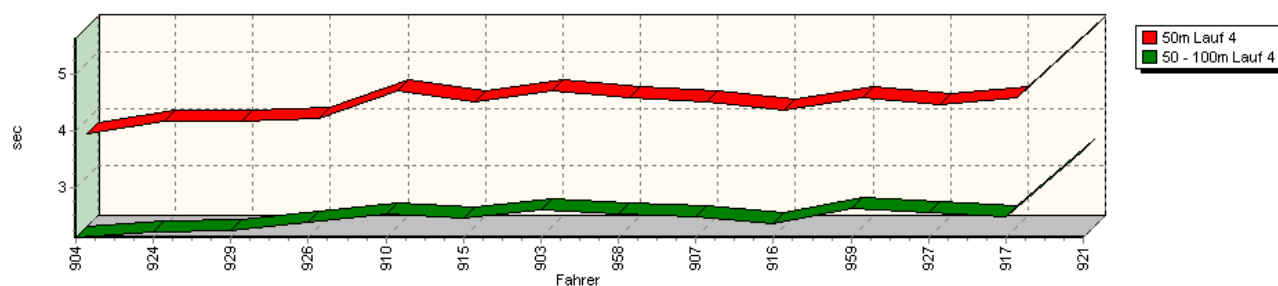


Sektorzeiten & Speeds - Rennen - Abarth Coppa Mille

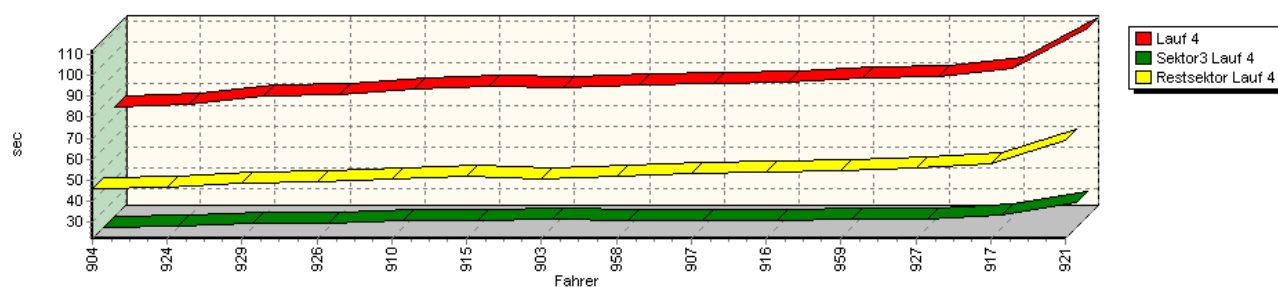
Speed-Diagramm Lauf 4



Sektor-Diagramm (Start) Lauf 4



Sektor-Diagramm (Rest) Lauf 4



Rg.	Nr.	Sektor 1 (50m)	Sektor 2 (50-100m)	Sektor 3	Speed Trap	Sektor 4	Laufzeit	Speed (Lauf)	
1	904	KÖSTER Reinhold		Fiat Abarth 1000 TCR					
		Lauf 1:	00:04.051	00:02.176	00:22.899	119,48 km/h	00:46.530	01:15.657	96,59 km/h
		Lauf 2:	00:03.750	00:02.135	00:22.550	120,11 km/h	00:46.026	01:14.463	98,14 km/h
		Lauf 3:	00:03.861	00:02.135	00:22.670	120,83 km/h	00:45.720	01:14.389	98,24 km/h
		Lauf 4:	00:03.754	00:02.111	00:22.294	121,75 km/h	00:46.023	01:14.185	98,51 km/h



41. Osnabrücker ADAC Bergrennen

16. und 17. August 2008

Deutsche Bergmeisterschaft 2008

DMSB Bergpokal für Tourenwagen und Rennsportfahrzeuge

KW Gruppe H Berg-Cup



Sektorzeiten & Speeds - Rennen - Abarth Coppa Mille

Rg.	Nr.		Sektor 1 (50m)	Sektor 2 (50-100m)	Sektor 3	Speed Trap	Sektor 4	Laufzeit	Speed (Lauf)
2	924	KLINGELHÖFER Thomas	Autobianchi A112 Abarth						
		Lauf 1:	00:04.035	00:02.242	00:23.413	114,75 km/h	00:47.353	01:17.046	94,85 km/h
		Lauf 2:	00:03.964	00:02.223	00:23.331	117,40 km/h	00:46.226	01:15.746	96,48 km/h
		Lauf 3:	00:04.123	00:02.269	00:23.343	115,11 km/h	00:46.485	01:16.221	95,88 km/h
		Lauf 4:	00:03.965	00:02.210	00:22.992	115,88 km/h	00:46.826	01:15.995	96,16 km/h
3	929	KNAPPE Ingo	Autobianchi A112 Abarth						
		Lauf 1:	00:04.304	00:02.295	00:25.114	112,36 km/h	00:49.707	01:21.423	89,75 km/h
		Lauf 2:	00:03.928	00:02.256	00:24.250	112,72 km/h	00:48.972	01:19.409	92,03 km/h
		Lauf 3:	00:03.998	00:02.253	00:24.719	112,09 km/h	00:49.531	01:20.505	90,78 km/h
		Lauf 4:	00:03.958	00:02.238	00:24.533	111,72 km/h	00:48.844	01:19.576	91,84 km/h
4	926	VAN KOEVERINGE Andre	Fiat Abarth 1000 TC						
		Lauf 1:	00:04.138	00:02.375	00:26.001	106,32 km/h	00:51.031	01:23.548	87,47 km/h
		Lauf 2:	00:04.108	00:02.342	00:24.687	108,14 km/h	00:50.915	01:22.054	89,06 km/h
		Lauf 3:	00:04.190	00:02.436	00:25.670	107,56 km/h	00:50.661	01:22.960	88,09 km/h
		Lauf 4:	00:04.019	00:02.381	00:24.576	108,77 km/h	00:49.573	01:20.550	90,73 km/h
5	910	KLINGELHÖFER Patrick	Autobianchi A112 Abarth						
		Lauf 1:	00:04.596	00:02.550	00:25.980	102,31 km/h	00:51.076	01:24.206	86,79 km/h
		Lauf 2:	00:04.520	00:02.536	00:25.573	103,09 km/h	00:50.206	01:22.836	88,22 km/h
		Lauf 3:	00:04.413	00:02.516	00:25.279	101,96 km/h	00:50.637	01:22.846	88,21 km/h
		Lauf 4:	00:04.496	00:02.516	00:25.430	103,10 km/h	00:50.680	01:23.124	87,92 km/h
6	915	SIEBERT Laura-Lena	Autobianchi A112 Abarth						
		Lauf 1:	00:04.330	00:02.385	00:25.794	103,73 km/h	00:51.791	01:24.302	86,69 km/h
		Lauf 2:	00:04.306	00:02.398	00:25.278	106,85 km/h	00:51.504	01:23.489	87,53 km/h
		Lauf 3:	00:04.331	00:02.489	00:26.211	103,35 km/h	00:53.448	01:26.481	84,50 km/h
		Lauf 4:	00:04.301	00:02.449	00:25.784	106,39 km/h	00:51.691	01:24.227	86,77 km/h
7	903	MEYER Mathias	Autobianchi A112 Abarth						
		Lauf 1:	00:04.605	00:02.693	00:26.459	99,20 km/h	00:51.780	01:25.539	85,43 km/h
		Lauf 2:	00:04.442	00:02.617	00:26.108	99,84 km/h	00:51.320	01:24.489	86,50 km/h
		Lauf 3:	00:04.439	00:02.581	00:26.186	95,89 km/h	01:02.753	01:35.961	76,16 km/h
		Lauf 4:	00:04.508	00:02.608	00:25.923	99,75 km/h	00:50.581	01:23.623	87,39 km/h
8	958	BABON Thorsten	Fiat 127 Abarth						
		Lauf 1:	00:04.433	00:02.516	00:26.126	98,70 km/h	00:52.155	01:25.232	85,74 km/h
		Lauf 2:	00:04.304	00:02.519	00:26.106	98,25 km/h	00:52.597	01:25.528	85,45 km/h
		Lauf 3:	00:04.387	00:02.518	00:26.095	97,70 km/h	00:52.099	01:25.101	85,87 km/h
		Lauf 4:	00:04.385	00:02.518	00:25.829	98,28 km/h	00:52.044	01:24.778	86,20 km/h
9	907	KLEBER Fabian	Fiat Abarth 1000 TC Corsa						
		Lauf 1:	00:04.358	00:02.618	00:27.603	102,61 km/h	01:12.184	01:46.764	68,45 km/h
		Lauf 2:	00:04.697	00:02.791	00:26.398	103,34 km/h	00:52.877	01:26.766	84,23 km/h
		Lauf 3:	00:04.248	00:02.478	00:26.042	102,22 km/h	00:52.370	01:25.141	85,83 km/h
		Lauf 4:	00:04.301	00:02.470	00:25.731	105,51 km/h	00:53.316	01:25.819	85,16 km/h
10	916	SCHOUTEN Jan	Fiat Abarth 1000 TC						
		Lauf 1:	00:04.204	00:02.358	00:25.717	105,65 km/h	00:53.822	01:26.102	84,88 km/h
		Lauf 2:	00:04.246	00:02.398	00:25.640	105,75 km/h	00:52.990	01:25.276	85,70 km/h
		Lauf 3:	00:04.168	00:02.365	00:25.654	104,91 km/h	00:53.731	01:25.919	85,06 km/h
		Lauf 4:	00:04.173	00:02.362	00:25.585	105,92 km/h	00:54.209	01:26.330	84,65 km/h




41. Osnabrücker ADAC Bergrennen

16. und 17. August 2008

Deutsche Bergmeisterschaft 2008

DMSB Bergpokal für Tourenwagen und Rennsportfahrzeuge

KW Gruppe H Berg-Cup



Sektorzeiten & Speeds - Rennen - Abarth Coppa Mille

Rg.	Nr.		Sektor 1 (50m)	Sektor 2 (50-100m)	Sektor 3	Speed Trap	Sektor 4	Laufzeit	Speed (Lauf)
11	959	SCHOUTEN Joop		Fiat Abarth 1000 TC					
		Lauf 1:	00:04.499	00:02.602	00:27.078	95,54 km/h	00:56.202	01:30.384	80,86 km/h
		Lauf 2:	00:04.875	00:02.717	00:26.329	99,30 km/h	00:53.964	01:27.887	83,15 km/h
		Lauf 3:	00:04.697	00:02.689	00:26.924	95,39 km/h	00:56.138	01:30.450	80,80 km/h
		Lauf 4:	00:04.395	00:02.618	00:26.516	97,22 km/h	00:54.900	01:28.432	82,64 km/h
12	927	STÖRMER Klaus		Fiat Abarth 1000 TC					
		Lauf 1:	00:04.751	00:02.767	00:28.842	95,01 km/h	00:58.101	01:34.463	77,36 km/h
		Lauf 2:	00:04.718	00:02.912	00:29.389	92,09 km/h	00:58.720	01:35.740	76,33 km/h
		Lauf 3:	00:04.435	00:02.598	00:27.188	99,40 km/h	00:55.723	01:29.946	81,25 km/h
		Lauf 4:	00:04.261	00:02.547	00:26.503	101,07 km/h	00:55.719	01:29.032	82,08 km/h
13	917	BOM Ruud		Fiat Abarth 1000 TC					
		Lauf 1:	00:04.409	00:02.584	00:30.034	100,21 km/h	01:03.192	01:40.220	72,92 km/h
		Lauf 2:	00:04.437	00:02.603	00:29.629	95,68 km/h	01:00.008	01:36.679	75,59 km/h
		Lauf 3:	00:04.366	00:02.589	00:28.811	102,18 km/h	00:58.485	01:34.253	77,54 km/h
		Lauf 4:	00:04.382	00:02.470	00:27.978	104,83 km/h	00:58.209	01:33.042	78,55 km/h
14	921	BIEHL Ingo		Fiat Abarth 1000 TC					
		Lauf 1:	*	*	*	* km/h	*	*	* km/h
		Lauf 2:	00:05.421	00:03.575	00:34.468	73,33 km/h	01:08.927	01:52.392	65,02 km/h
		Lauf 3:	00:05.971	00:03.708	00:34.215	74,39 km/h	01:07.510	01:51.407	65,60 km/h
		Lauf 4:	00:05.630	00:03.643	00:33.882	69,06 km/h	01:08.784	01:51.943	65,28 km/h