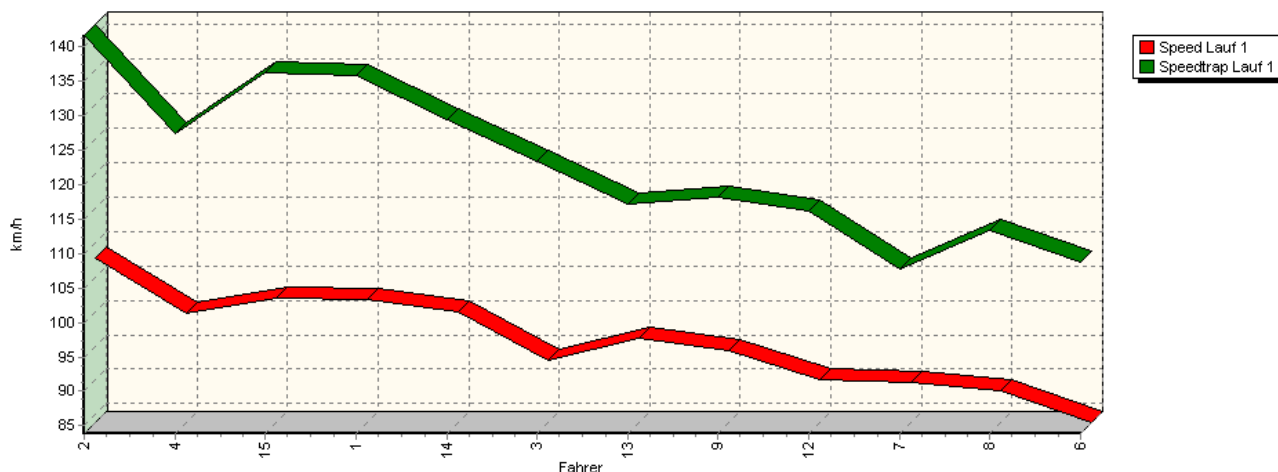
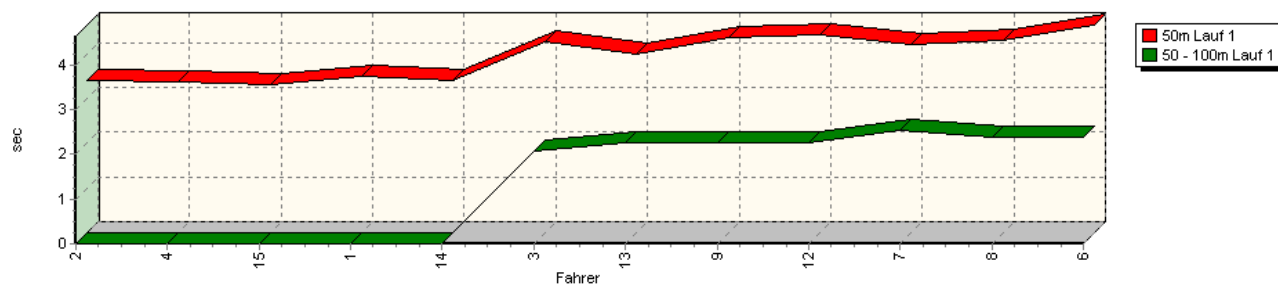


## Sektorzeiten & Speeds - Rennen - Gruppe G + Markenpokale

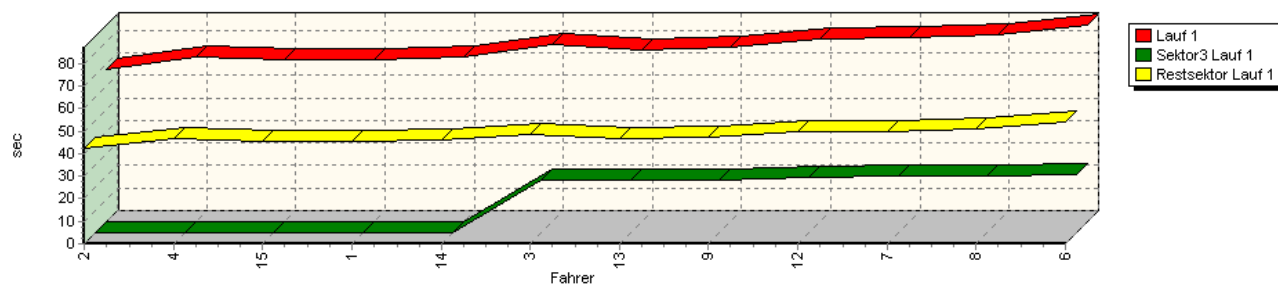
Speed-Diagramm Lauf 1



Sektor-Diagramm (Start) Lauf 1

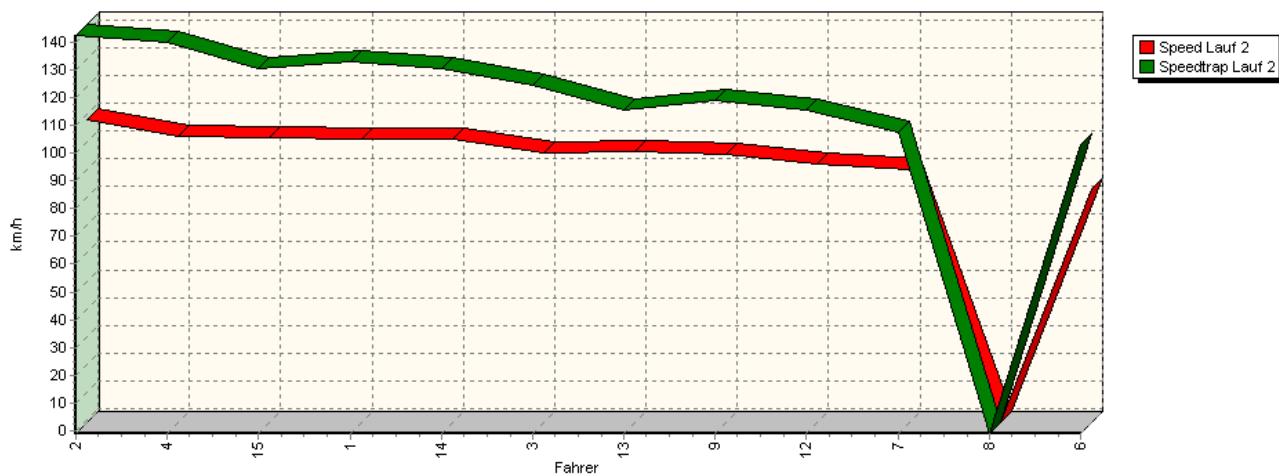


Sektor-Diagramm (Rest) Lauf 1

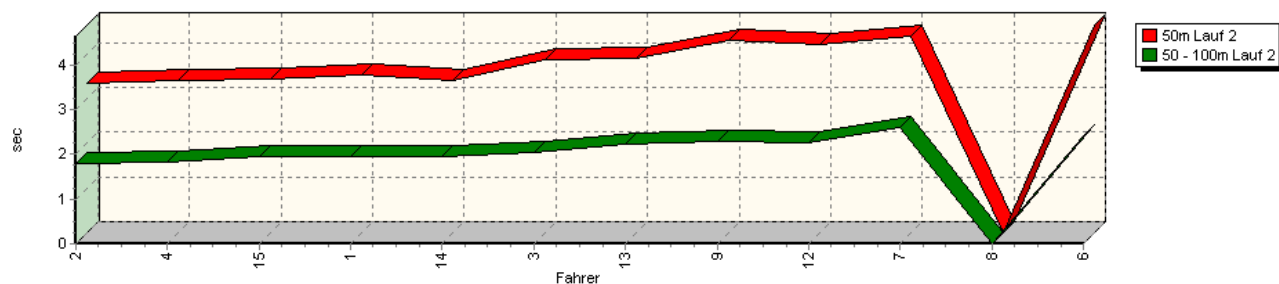


## Sektorzeiten & Speeds - Rennen - Gruppe G + Markenpokale

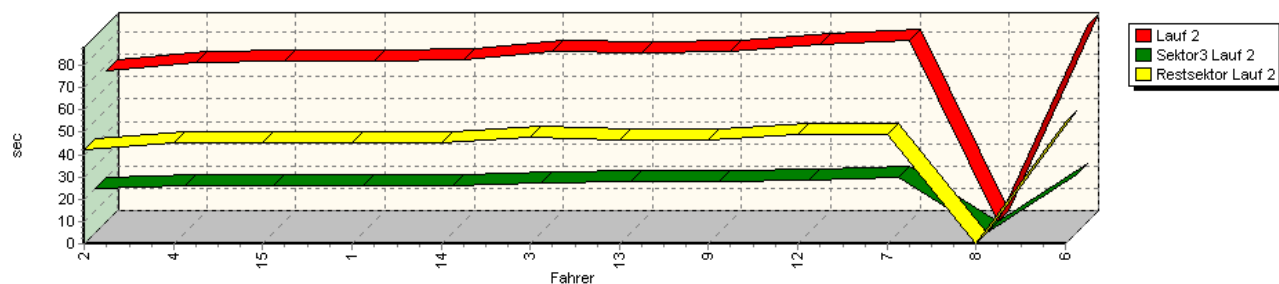
Speed-Diagramm Lauf 2



Sektor-Diagramm (Start) Lauf 2

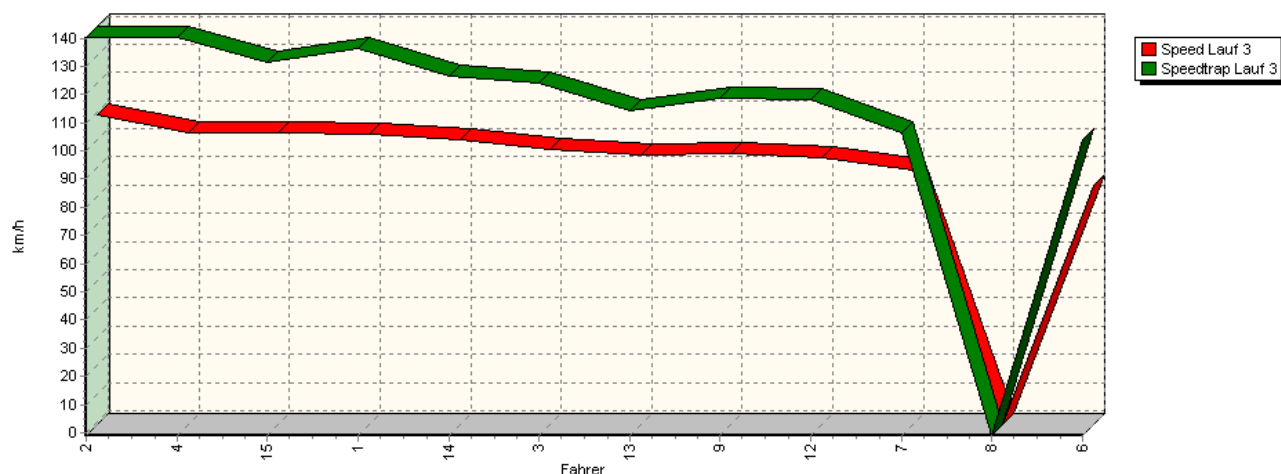


Sektor-Diagramm (Rest) Lauf 2

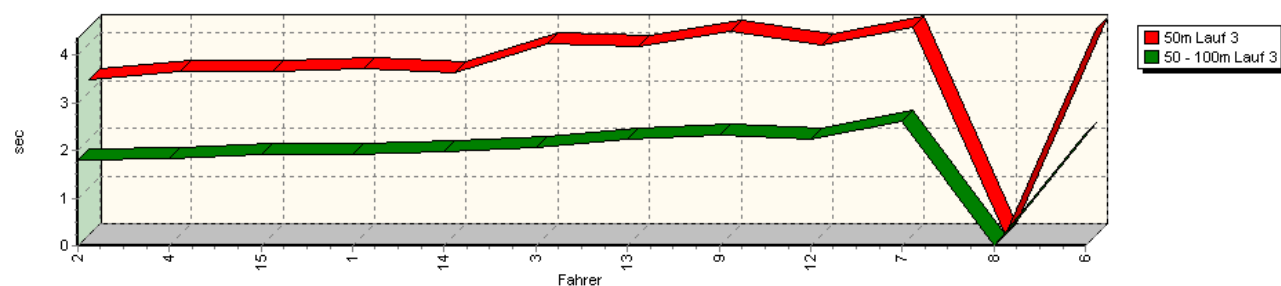


## Sektorzeiten & Speeds - Rennen - Gruppe G + Markenpokale

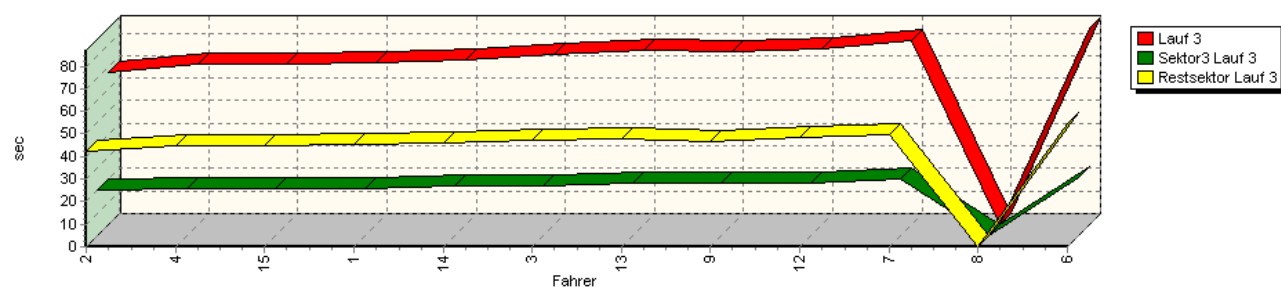
Speed-Diagramm Lauf 3



Sektor-Diagramm (Start) Lauf 3

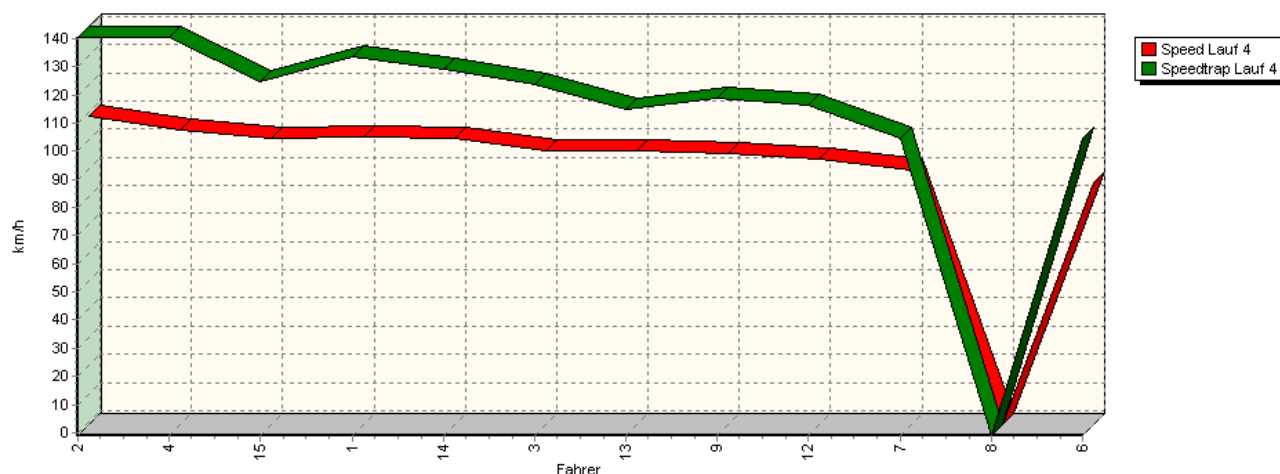


Sektor-Diagramm (Rest) Lauf 3

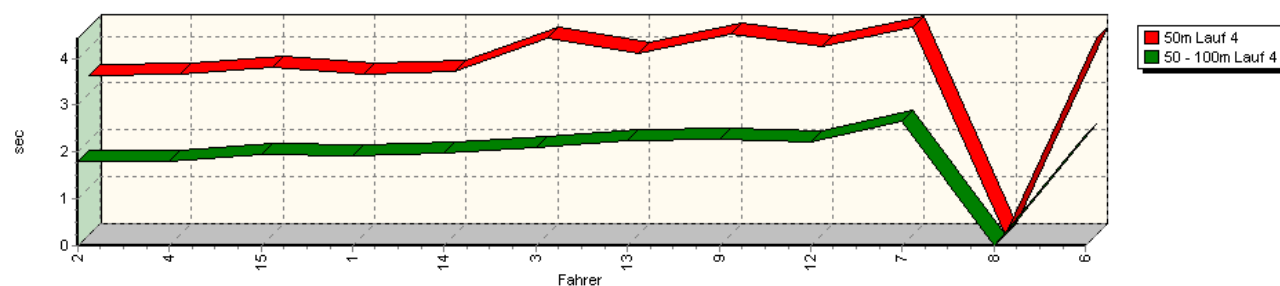


## Sektorzeiten & Speeds - Rennen - Gruppe G + Markenpokale

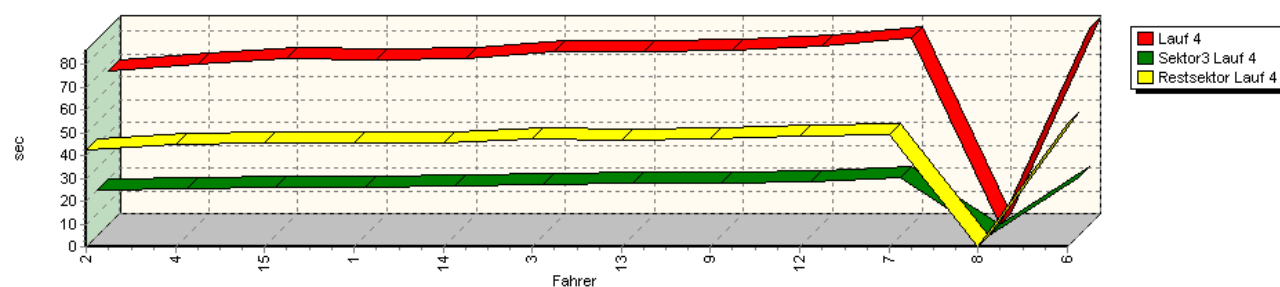
Speed-Diagramm Lauf 4



Sektor-Diagramm (Start) Lauf 4



Sektor-Diagramm (Rest) Lauf 4



Rg.	Nr.	Sektor 1 (50m)	Sektor 2 (50-100m)	Sektor 3	Speed Trap	Sektor 4	Laufzeit	Speed (Lauf)	
1	2	<b>NEUGEBAUER Frank</b>		Porsche GT3 RS					
		Lauf 1:	00:03.399	*					
		Lauf 2:	00:03.352	00:01.801	00:19.992	142,40 km/h	00:42.472	01:07.619	108,08 km/h
		Lauf 3:	00:03.267	00:01.799	00:19.993	140,02 km/h	00:42.206	01:07.266	108,64 km/h
		Lauf 4:	00:03.405	00:01.816	00:19.712	140,40 km/h	00:42.289	01:07.224	108,71 km/h




## 41. Osnabrücker ADAC Bergrennen

16. und 17. August 2008

Deutsche Bergmeisterschaft 2008

DMSB Bergpokal für Tourenwagen und Rennsportfahrzeuge

KW Gruppe H Berg-Cup



### Sektorzeiten & Speeds - Rennen - Gruppe G + Markenpokale

Rg.	Nr.		Sektor 1 (50m)	Sektor 2 (50-100m)	Sektor 3	Speed Trap	Sektor 4	Laufzeit	Speed (Lauf)
2	4	<b>LIEHM Andreas</b>	Porsche 997 GT3 RS						
		Lauf 1:	00:03.388	*	*	127,44 km/h	00:46.489	01:13.318	99,67 km/h
		Lauf 2:	00:03.417	00:01.819	00:21.195	139,81 km/h	00:45.219	01:11.651	101,99 km/h
		Lauf 3:	00:03.417	00:01.836	00:21.131	140,25 km/h	00:44.968	01:11.355	102,42 km/h
		Lauf 4:	00:03.413	00:01.815	00:20.670	140,35 km/h	00:44.687	01:10.587	103,53 km/h
3	15	<b>STARKE Michael</b>	Porsche 996 GT3						
		Lauf 1:	00:03.315	*	*	136,16 km/h	00:45.400	01:11.653	101,99 km/h
		Lauf 2:	00:03.451	00:01.952	00:21.142	130,49 km/h	00:45.347	01:11.894	101,65 km/h
		Lauf 3:	00:03.422	00:01.928	00:21.067	131,51 km/h	00:44.750	01:11.168	102,69 km/h
		Lauf 4:	00:03.561	00:01.944	00:21.398	124,46 km/h	00:45.716	01:12.622	100,63 km/h
4	1	<b>SCHLAGETER Thomas</b>	Porsche GT3						
		Lauf 1:	00:03.505	*	*	135,83 km/h	00:45.238	01:11.851	101,71 km/h
		Lauf 2:	00:03.521	00:01.951	00:21.350	132,73 km/h	00:45.386	01:12.209	101,21 km/h
		Lauf 3:	00:03.473	00:01.931	00:21.120	136,37 km/h	00:45.147	01:11.673	101,96 km/h
		Lauf 4:	00:03.438	00:01.922	00:21.266	133,63 km/h	00:45.485	01:12.114	101,34 km/h
5	14	<b>MEIERS Robert</b>	Mitsubishi Lancer EVO 8						
		Lauf 1:	00:03.411	*	*	129,33 km/h	00:45.955	01:13.177	99,87 km/h
		Lauf 2:	00:03.399	00:01.957	00:21.345	130,32 km/h	00:45.609	01:12.313	101,06 km/h
		Lauf 3:	00:03.389	00:01.969	00:21.822	126,69 km/h	00:45.793	01:12.975	100,14 km/h
		Lauf 4:	00:03.474	00:01.969	00:21.719	128,96 km/h	00:45.441	01:12.605	100,66 km/h
6	3	<b>BERGSTERMANN Uwe</b>	Seat Leon Supercopa MK1						
		Lauf 1:	00:04.287	00:02.087	00:23.527	123,42 km/h	00:48.723	01:18.626	92,95 km/h
		Lauf 2:	00:03.880	00:02.054	00:22.362	124,25 km/h	00:47.892	01:16.191	95,92 km/h
		Lauf 3:	00:04.003	00:02.048	00:22.355	124,17 km/h	00:47.175	01:15.582	96,69 km/h
		Lauf 4:	00:04.204	00:02.101	00:22.638	123,95 km/h	00:46.976	01:15.922	96,26 km/h
7	13	<b>SCHMIDT Michael</b>	BMW 325i						
		Lauf 1:	00:04.008	00:02.251	00:23.091	117,14 km/h	00:46.650	01:16.003	96,15 km/h
		Lauf 2:	00:03.906	00:02.241	00:23.261	115,61 km/h	00:46.239	01:15.649	96,60 km/h
		Lauf 3:	00:03.946	00:02.244	00:23.419	114,15 km/h	00:47.658	01:17.270	94,58 km/h
		Lauf 4:	00:03.876	00:02.241	00:23.236	114,84 km/h	00:46.652	01:16.006	96,15 km/h
8	9	<b>HUMMEL Valentin</b>	BMW 120 D Coupé						
		Lauf 1:	00:04.385	00:02.273	00:23.507	118,27 km/h	00:47.341	01:17.507	94,29 km/h
		Lauf 2:	00:04.314	00:02.284	00:23.243	119,11 km/h	00:46.796	01:16.638	95,36 km/h
		Lauf 3:	00:04.282	00:02.319	00:23.334	118,64 km/h	00:46.723	01:16.660	95,33 km/h
		Lauf 4:	00:04.279	00:02.265	00:22.850	118,72 km/h	00:47.267	01:16.664	95,33 km/h
9	12	<b>ROSTECK Mareike</b>	Mazda MX5						
		Lauf 1:	00:04.425	00:02.274	00:24.417	116,21 km/h	00:49.937	01:21.055	90,16 km/h
		Lauf 2:	00:04.204	00:02.253	00:23.824	115,42 km/h	00:49.045	01:19.328	92,12 km/h
		Lauf 3:	00:03.986	00:02.237	00:23.282	118,20 km/h	00:48.452	01:17.959	93,74 km/h
		Lauf 4:	00:04.017	00:02.209	00:23.460	116,18 km/h	00:48.652	01:18.341	93,28 km/h
10	7	<b>POHLMANN Axel</b>	Alfa Romeo 75						
		Lauf 1:	00:04.228	00:02.528	00:24.954	107,76 km/h	00:49.745	01:21.457	89,72 km/h
		Lauf 2:	00:04.402	00:02.600	00:25.047	107,60 km/h	00:49.046	01:21.097	90,11 km/h
		Lauf 3:	00:04.357	00:02.604	00:25.300	106,58 km/h	00:49.560	01:21.822	89,32 km/h
		Lauf 4:	00:04.431	00:02.657	00:25.485	104,80 km/h	00:49.386	01:21.962	89,16 km/h




## 41. Osnabrücker ADAC Bergrennen

16. und 17. August 2008

Deutsche Bergmeisterschaft 2008

DMSB Bergpokal für Tourenwagen und Rennsportfahrzeuge

KW Gruppe H Berg-Cup



### Sektorzeiten & Speeds - Rennen - Gruppe G + Markenpokale

Rg.	Nr.		Sektor 1 (50m)	Sektor 2 (50-100m)	Sektor 3	Speed Trap	Sektor 4	Laufzeit	Speed (Lauf)
11	8	<b>KRAUSE Jürgen</b>		Ford Fiesta XR2i					
		Lauf 1:	00:04.297	00:02.387	00:24.989	113,29 km/h	00:50.881	01:22.555	88,52 km/h
		Lauf 2:	*	*	*	* km/h	*	*	* km/h
		Lauf 3:	*	*	*	* km/h	*	*	* km/h
		Lauf 4:	*	*	*	* km/h	*	*	* km/h
12	6	<b>SCHNEPPE Michael</b>		BMW 318 CS					
		Lauf 1:	00:04.649	00:02.385	00:25.974	108,66 km/h	00:54.118	01:27.127	83,88 km/h
		Lauf 2:	00:04.645	00:02.402	00:26.352	102,86 km/h	00:54.724	01:28.126	82,93 km/h
		Lauf 3:	00:04.330	00:02.364	00:25.669	103,89 km/h	00:54.738	01:27.103	83,90 km/h
		Lauf 4:	00:04.198	00:02.353	00:25.482	104,49 km/h	00:54.033	01:26.068	84,91 km/h