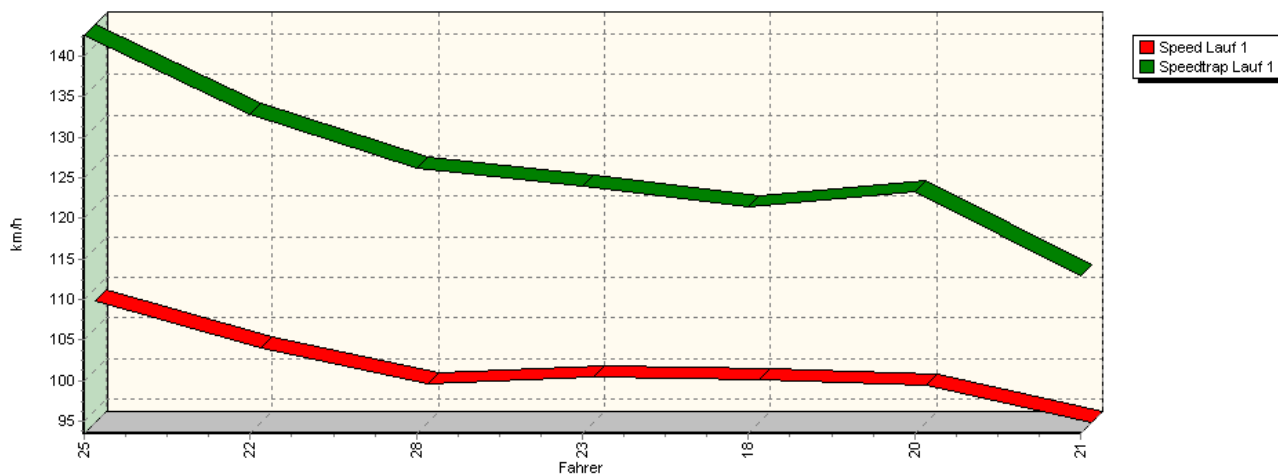
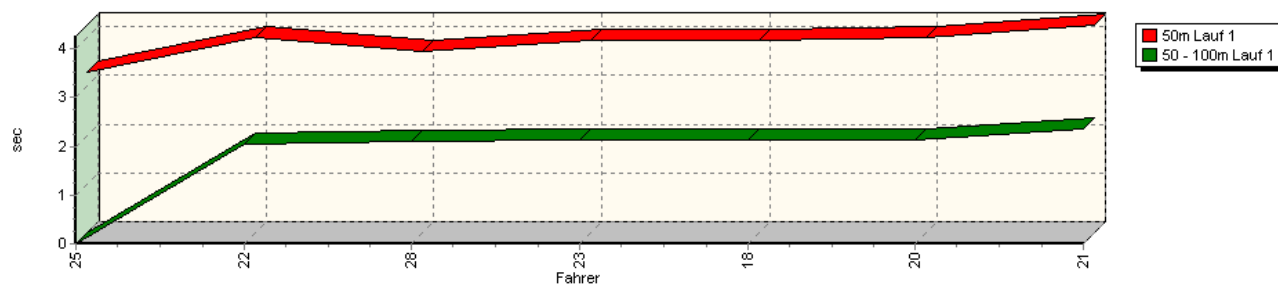


Sektorzeiten & Speeds - Rennen - Gruppe N + A

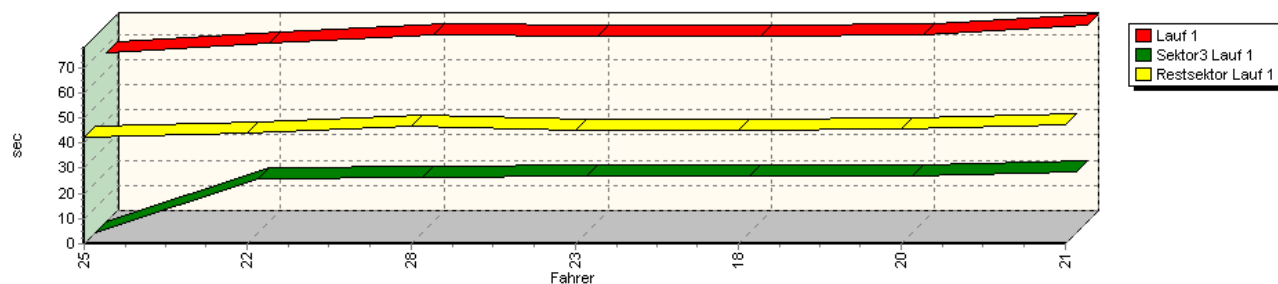
Speed-Diagramm Lauf 1



Sektor-Diagramm (Start) Lauf 1

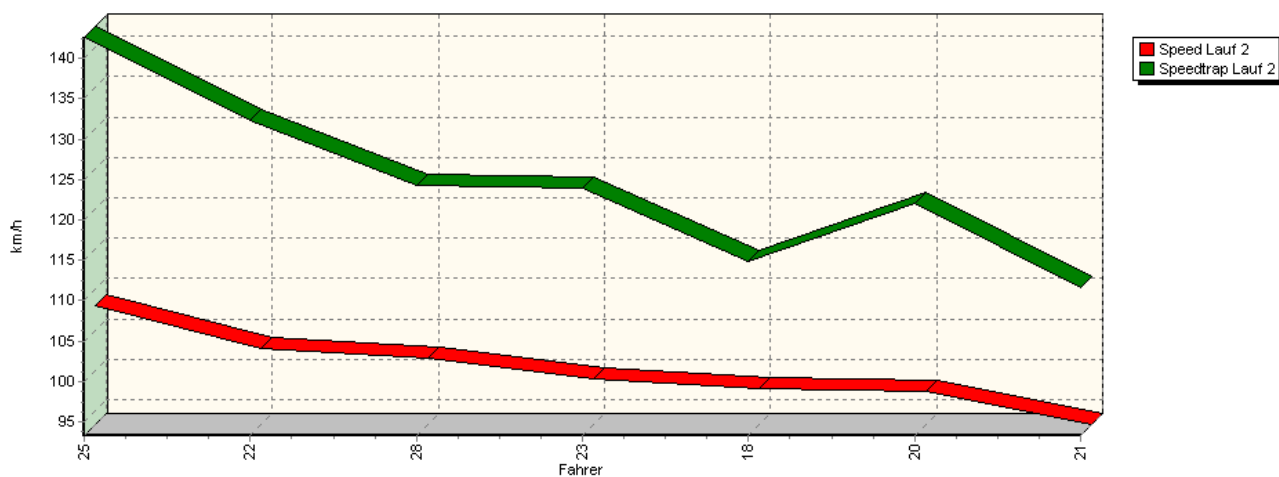


Sektor-Diagramm (Rest) Lauf 1

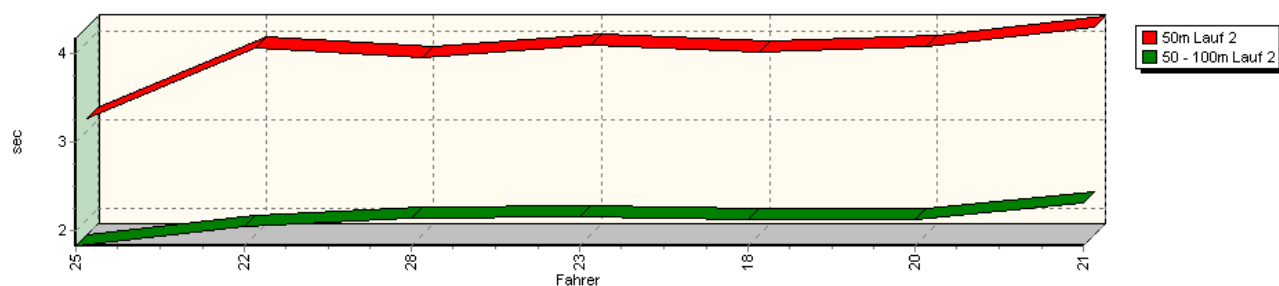


Sektorzeiten & Speeds - Rennen - Gruppe N + A

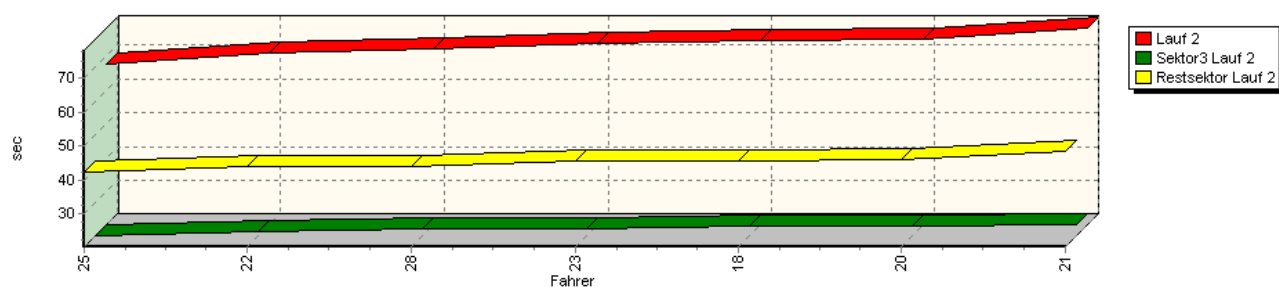
Speed-Diagramm Lauf 2



Sektor-Diagramm (Start) Lauf 2

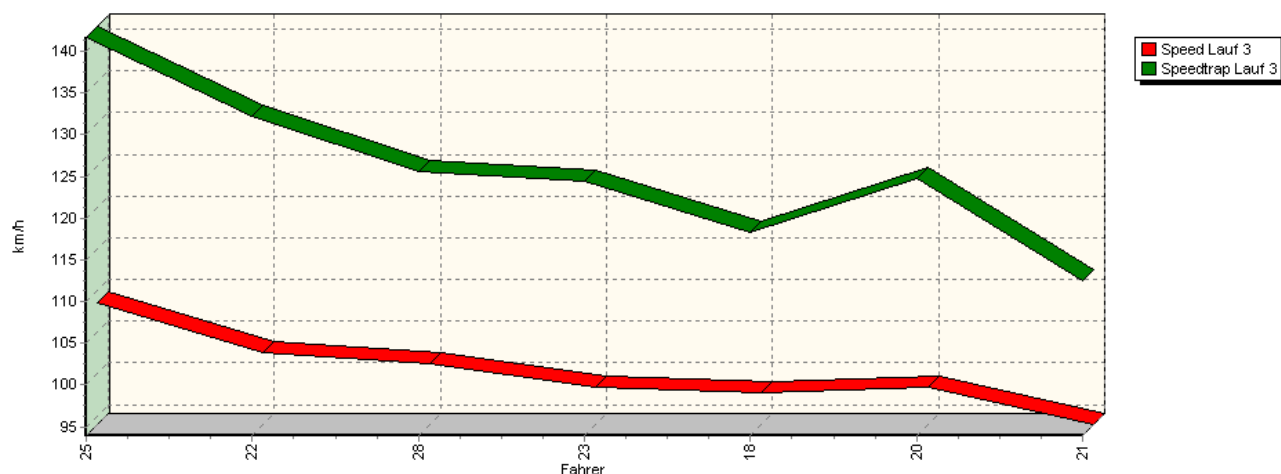


Sektor-Diagramm (Rest) Lauf 2

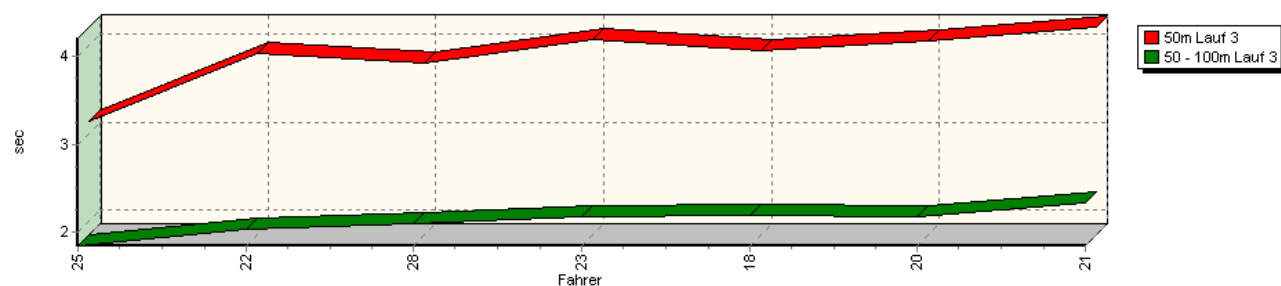


Sektorzeiten & Speeds - Rennen - Gruppe N + A

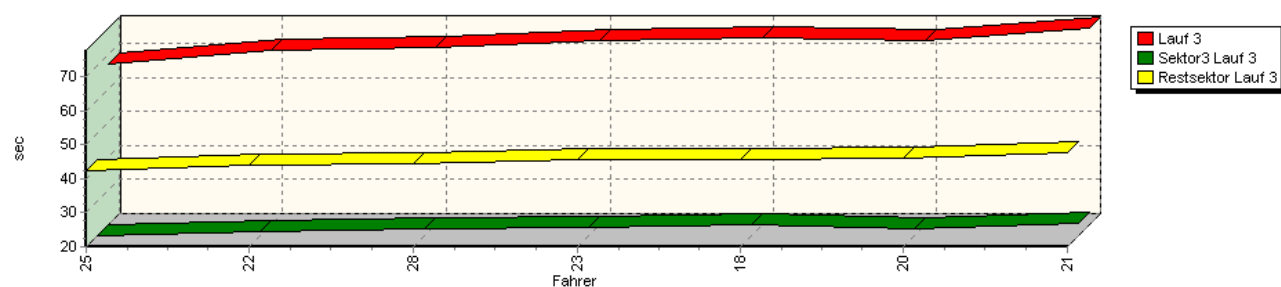
Speed-Diagramm Lauf 3



Sektor-Diagramm (Start) Lauf 3



Sektor-Diagramm (Rest) Lauf 3

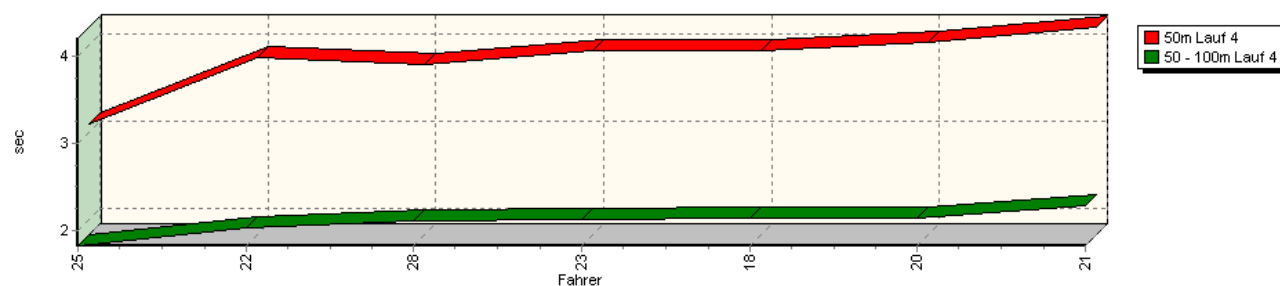


Sektorzeiten & Speeds - Rennen - Gruppe N + A

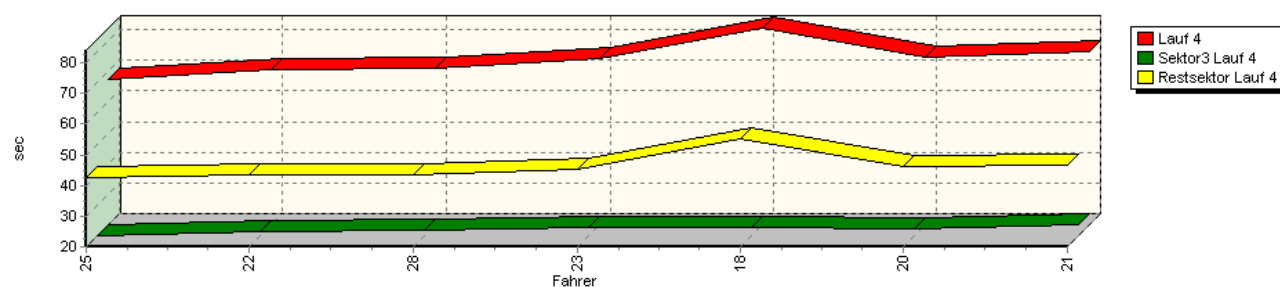
Speed-Diagramm Lauf 4



Sektor-Diagramm (Start) Lauf 4



Sektor-Diagramm (Rest) Lauf 4



Rg.	Nr.	Sektor 1 (50m)	Sektor 2 (50-100m)	Sektor 3	Speed Trap	Sektor 4	Laufzeit	Speed (Lauf)
1	25	WANEK Roland		Mitsubishi Lancer EVO IX				
		Lauf 1:	00:03.304	*				
		Lauf 2:	00:03.136	00:01.836	142,59 km/h	00:42.416	01:07.655	108,02 km/h
		Lauf 3:	00:03.129	00:01.839	141,65 km/h	00:42.400	01:07.315	108,56 km/h
		Lauf 4:	00:03.098	00:01.828	142,61 km/h	00:42.462	01:07.257	108,66 km/h




41. Osnabrücker ADAC Bergrennen

16. und 17. August 2008

Deutsche Bergmeisterschaft 2008

DMSB Bergpokal für Tourenwagen und Rennsportfahrzeuge

KW Gruppe H Berg-Cup



Sektorzeiten & Speeds - Rennen - Gruppe N + A

Rg.	Nr.		Sektor 1 (50m)	Sektor 2 (50-100m)	Sektor 3	Speed Trap	Sektor 4	Laufzeit	Speed (Lauf)
2	22	BRÖKER Lars		Honda Civic					
		Lauf 1:	00:04.007	00:02.046	00:21.308	132,73 km/h	00:43.815	01:11.178	102,67 km/h
		Lauf 2:	00:03.938	00:02.053	00:21.344	132,34 km/h	00:43.809	01:11.146	102,72 km/h
		Lauf 3:	00:03.907	00:02.029	00:21.298	132,22 km/h	00:43.990	01:11.227	102,60 km/h
		Lauf 4:	00:03.851	00:02.038	00:21.183	132,47 km/h	00:43.362	01:10.436	103,75 km/h
3	28	WEIßDORN Franz		Alfa 147 Cup					
		Lauf 1:	00:03.730	00:02.093	00:21.998	126,12 km/h	00:46.589	01:14.412	98,21 km/h
		Lauf 2:	00:03.828	00:02.147	00:22.129	124,23 km/h	00:43.910	01:12.015	101,48 km/h
		Lauf 3:	00:03.802	00:02.089	00:21.981	125,52 km/h	00:44.373	01:12.247	101,15 km/h
		Lauf 4:	00:03.782	00:02.110	00:21.755	125,40 km/h	00:43.601	01:11.250	102,57 km/h
4	23	VON DER HAAR Andreas		Seat Ibiza Cupra 2					
		Lauf 1:	00:03.961	00:02.136	00:22.344	123,92 km/h	00:45.264	01:13.707	99,15 km/h
		Lauf 2:	00:03.975	00:02.165	00:22.296	123,89 km/h	00:45.495	01:13.933	98,85 km/h
		Lauf 3:	00:04.077	00:02.174	00:22.332	124,35 km/h	00:45.668	01:14.254	98,42 km/h
		Lauf 4:	00:03.938	00:02.134	00:22.585	118,42 km/h	00:45.413	01:14.071	98,66 km/h
5	18	KLEINE-BÖRGER Andreas		Honda CRX					
		Lauf 1:	00:03.941	00:02.144	00:22.742	121,44 km/h	00:45.155	01:13.984	98,78 km/h
		Lauf 2:	00:03.883	00:02.138	00:22.980	114,88 km/h	00:45.745	01:14.748	97,77 km/h
		Lauf 3:	00:03.948	00:02.181	00:23.032	118,35 km/h	00:45.584	01:14.747	97,77 km/h
		Lauf 4:	00:03.937	00:02.142	00:22.711	117,47 km/h	00:55.444	01:24.235	86,76 km/h
6	20	KILP Heinz		Opel Calibra					
		Lauf 1:	00:04.018	00:02.143	00:22.386	123,31 km/h	00:45.949	01:14.498	98,10 km/h
		Lauf 2:	00:03.955	00:02.131	00:23.053	122,10 km/h	00:45.926	01:15.067	97,35 km/h
		Lauf 3:	00:04.058	00:02.169	00:22.172	124,77 km/h	00:45.883	01:14.283	98,38 km/h
		Lauf 4:	00:04.024	00:02.145	00:22.145	124,29 km/h	00:46.248	01:14.564	98,01 km/h
7	21	LINNEMEYER Thomas		VW Golf II 16V					
		Lauf 1:	00:04.262	00:02.372	00:23.963	112,93 km/h	00:47.557	01:18.156	93,51 km/h
		Lauf 2:	00:04.170	00:02.320	00:23.554	111,61 km/h	00:48.302	01:18.348	93,28 km/h
		Lauf 3:	00:04.213	00:02.327	00:23.781	112,56 km/h	00:47.474	01:17.796	93,94 km/h
		Lauf 4:	00:04.203	00:02.282	00:23.453	113,36 km/h	00:46.770	01:16.711	95,27 km/h