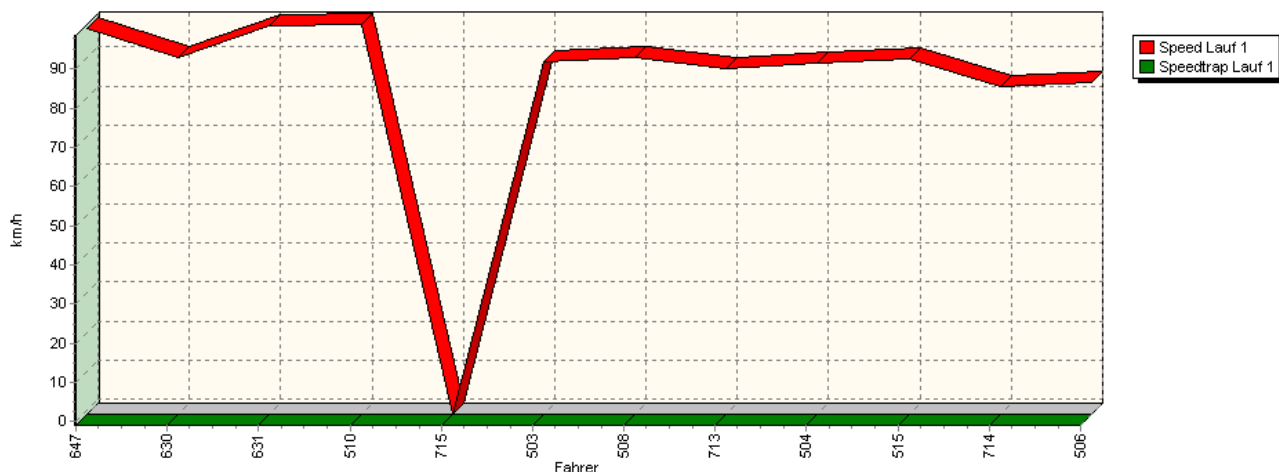
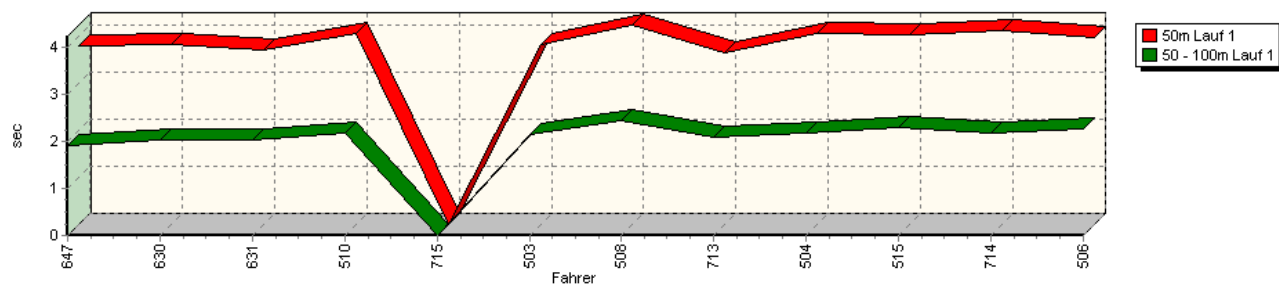


Sektorzeiten & Speeds - Training - Gruppe CBC

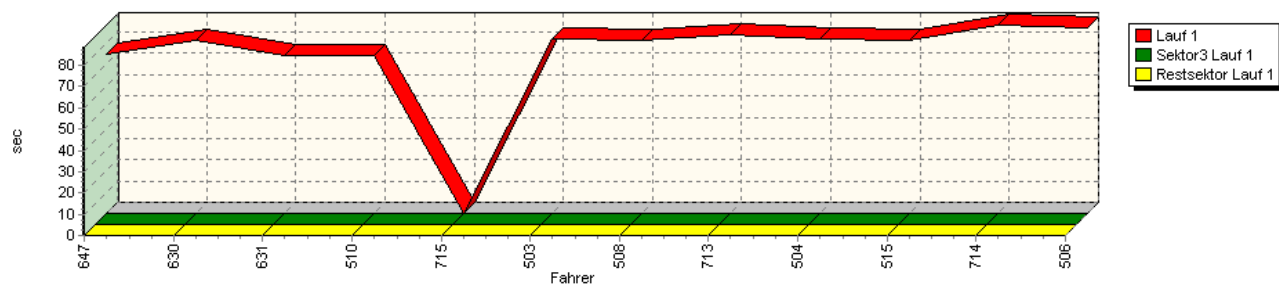
Speed-Diagramm Lauf 1



Sektor-Diagramm (Start) Lauf 1



Sektor-Diagramm (Rest) Lauf 1

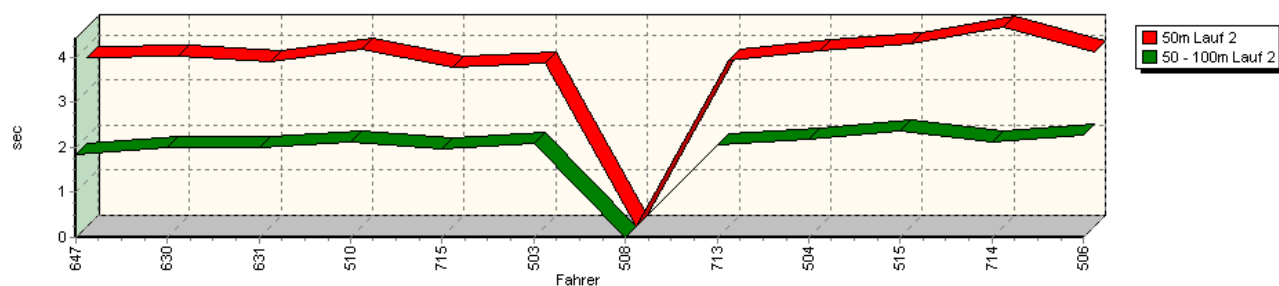


Sektorzeiten & Speeds - Training - Gruppe CBC

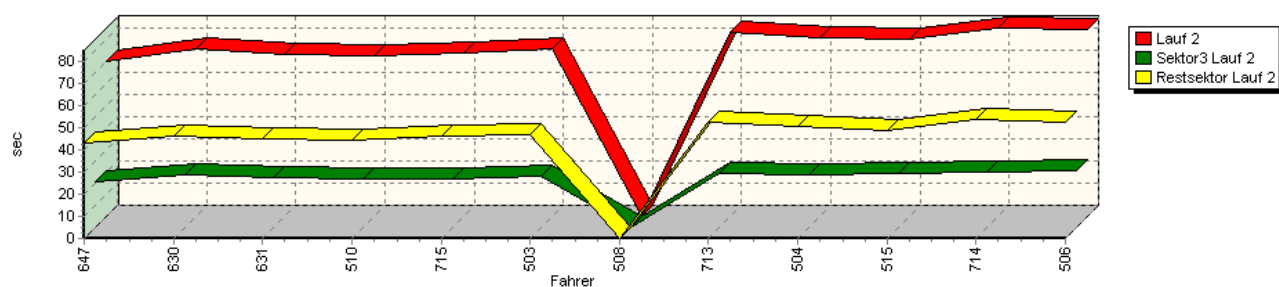
Speed-Diagramm Lauf 2



Sektor-Diagramm (Start) Lauf 2

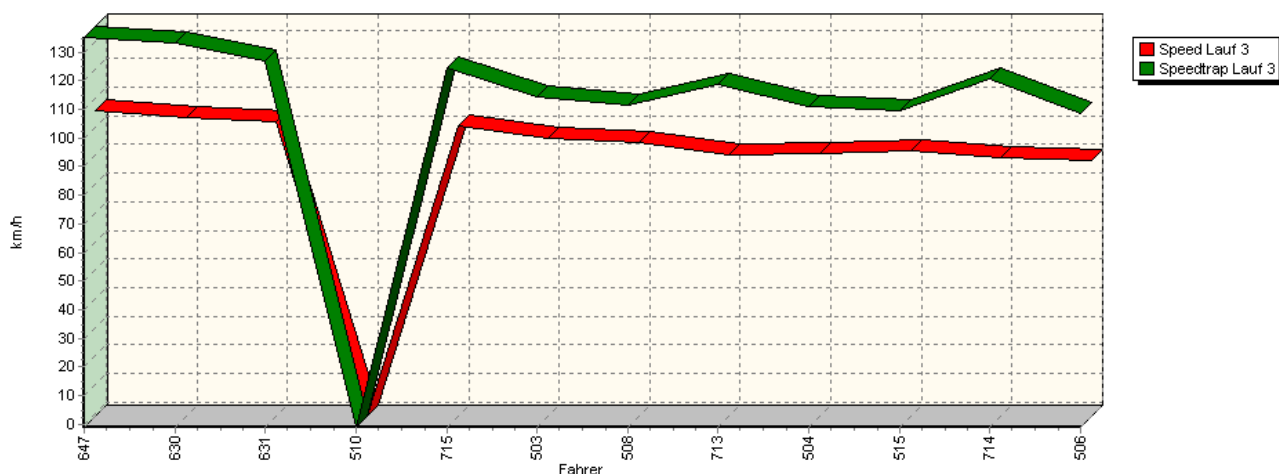


Sektor-Diagramm (Rest) Lauf 2

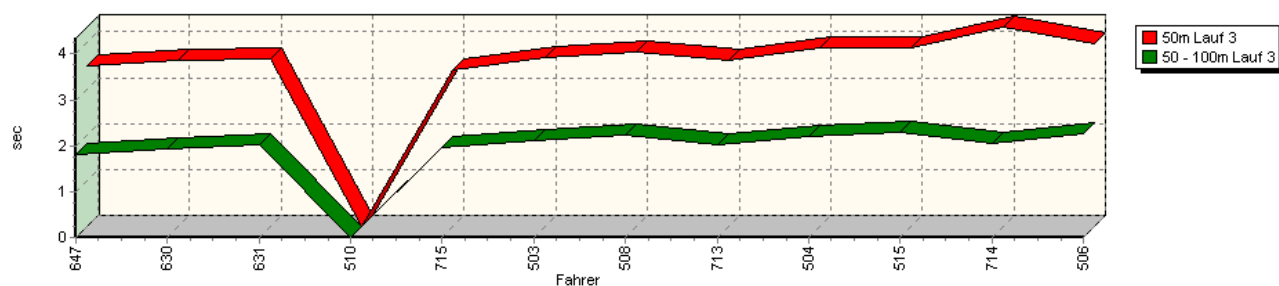


Sektorzeiten & Speeds - Training - Gruppe CBC

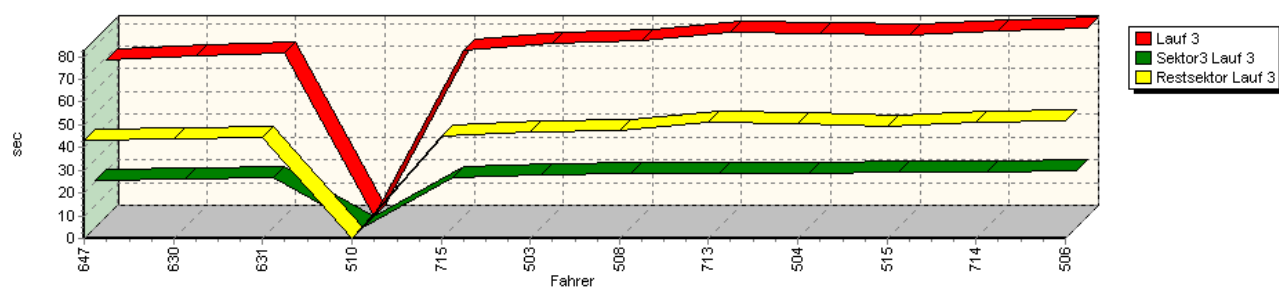
Speed-Diagramm Lauf 3



Sektor-Diagramm (Start) Lauf 3

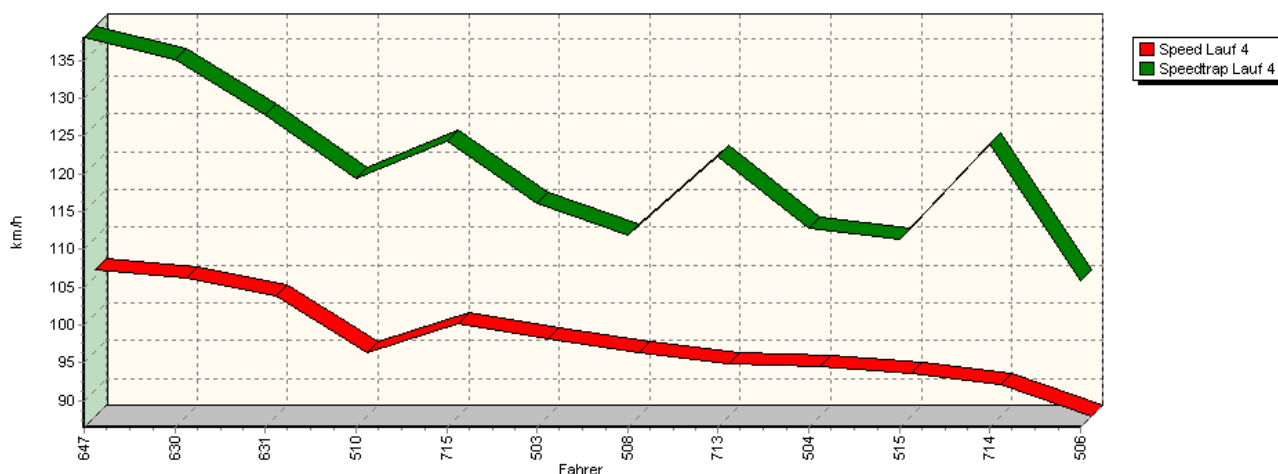


Sektor-Diagramm (Rest) Lauf 3

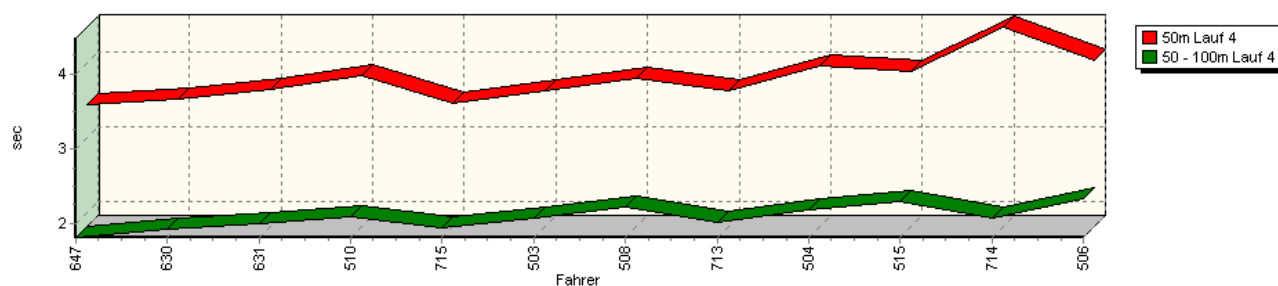


Sektorzeiten & Speeds - Training - Gruppe CBC

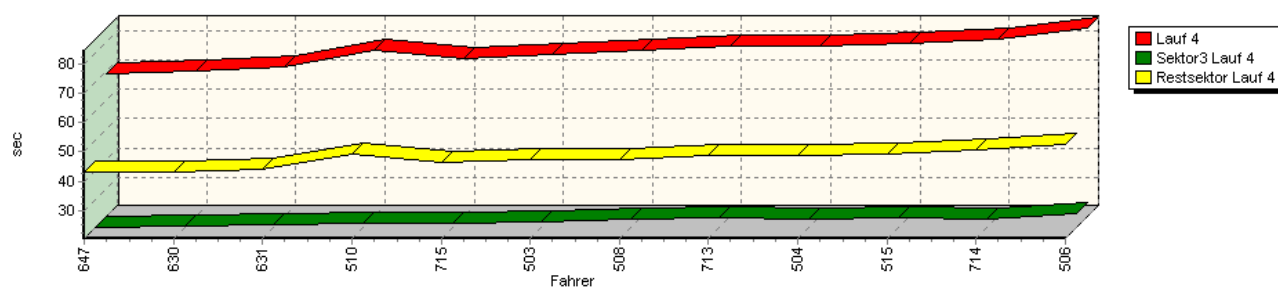
Speed-Diagramm Lauf 4



Sektor-Diagramm (Start) Lauf 4

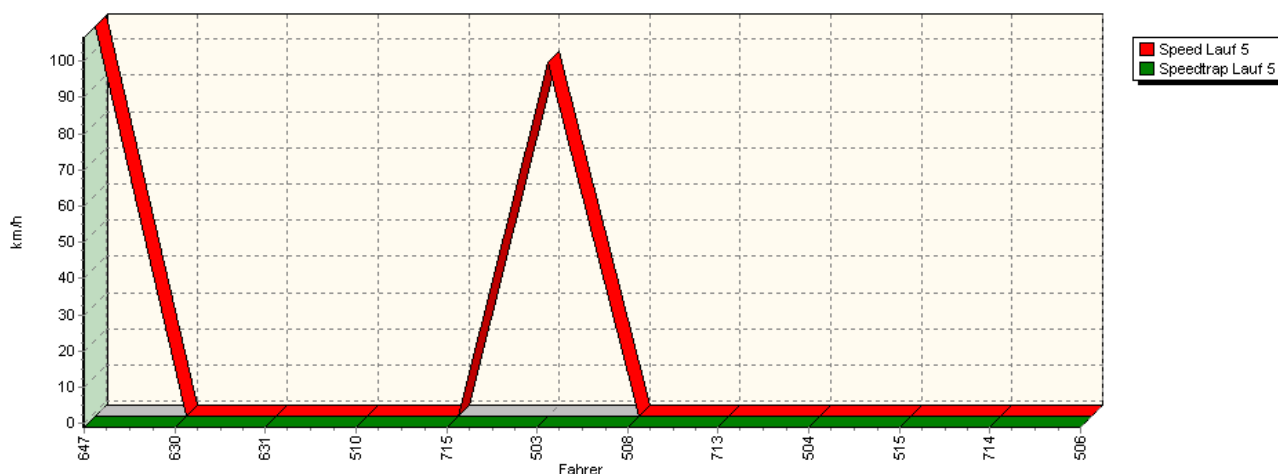


Sektor-Diagramm (Rest) Lauf 4

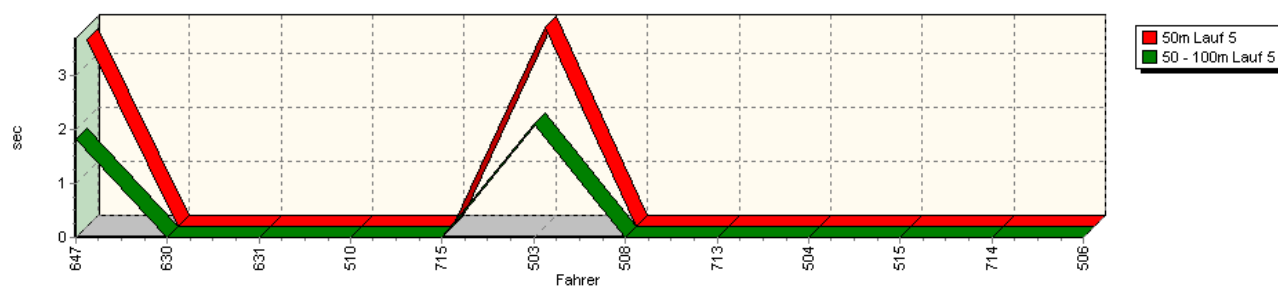


Sektorzeiten & Speeds - Training - Gruppe CBC

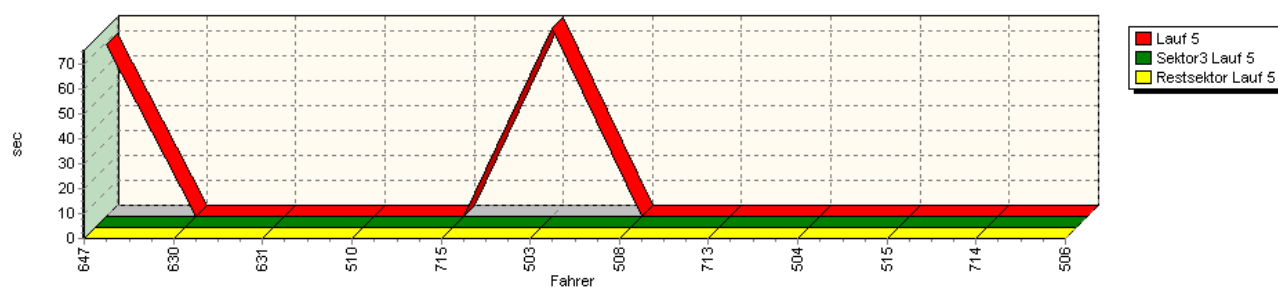
Speed-Diagramm Lauf 5



Sektor-Diagramm (Start) Lauf 5



Sektor-Diagramm (Rest) Lauf 5



Rg.	Nr.	Sektor 1 (50m)	Sektor 2 (50-100m)	Sektor 3	Speed Trap	Sektor 4	Laufzeit	Speed (Lauf)
1	647	FRANK Rene						
		BMW M3 Coupé						
	Lauf 1:	00:03.822	00:01.929	*	* km/h	*	01:14.884	97,59 km/h
	Lauf 2:	00:03.755	00:01.860	00:20.913	135,11 km/h	00:43.301	01:09.831	104,65 km/h
	Lauf 3:	00:03.503	00:01.818	00:20.531	135,12 km/h	00:43.171	01:09.025	105,88 km/h
	Lauf 4:	00:03.452	00:01.818	00:20.535	138,02 km/h	00:43.295	01:09.102	105,76 km/h
	Lauf 5:	00:03.477	00:01.823	*	* km/h	*	01:08.602	106,53 km/h




41. Osnabrücker ADAC Bergrennen

16. und 17. August 2008

Deutsche Bergmeisterschaft 2008

DMSB Bergpokal für Tourenwagen und Rennsportfahrzeuge

KW Gruppe H Berg-Cup



Sektorzeiten & Speeds - Training - Gruppe CBC

Rg.	Nr.		Sektor 1 (50m)	Sektor 2 (50-100m)	Sektor 3	Speed Trap	Sektor 4	Laufzeit	Speed (Lauf)
2	630	SCHOLZ Stefan		Opel Kadett C Coupé GTE					
		Lauf 1:	00:03.843	00:02.028	*	* km/h	*	01:21.202	90,00 km/h
		Lauf 2:	00:03.795	00:01.985	00:23.880	124,47 km/h	00:45.989	01:15.651	96,60 km/h
		Lauf 3:	00:03.626	00:01.944	00:21.106	133,12 km/h	00:43.973	01:10.653	103,44 km/h
		Lauf 4:	00:03.518	00:01.926	00:21.188	135,14 km/h	00:43.113	01:09.747	104,78 km/h
		Lauf 5:	*	*	*	* km/h	*	*	* km/h
3	631	HERL Andreas		Ford Escort RS 2000					
		Lauf 1:	00:03.731	00:02.026	*	* km/h	*	01:14.310	98,34 km/h
		Lauf 2:	00:03.657	00:02.014	00:22.245	125,11 km/h	00:45.016	01:12.933	100,20 km/h
		Lauf 3:	00:03.643	00:02.020	00:21.912	126,86 km/h	00:44.167	01:11.744	101,86 km/h
		Lauf 4:	00:03.644	00:02.009	00:21.670	127,76 km/h	00:44.107	01:11.431	102,31 km/h
		Lauf 5:	*	*	*	* km/h	*	*	* km/h
4	510	HOFMANN Steffen		NSU TT Edelhäuser					
		Lauf 1:	00:04.067	00:02.186	*	* km/h	*	01:14.132	98,58 km/h
		Lauf 2:	00:03.946	00:02.131	00:22.102	119,31 km/h	00:44.341	01:12.521	100,77 km/h
		Lauf 3:	*	*	*	* km/h	*	*	* km/h
		Lauf 4:	00:03.833	00:02.098	00:21.762	119,44 km/h	00:49.373	01:17.068	94,83 km/h
		Lauf 5:	*	*	*	* km/h	*	*	* km/h
5	715	FELDMANN Hannes		Formel Ford 1600 van Diemen					
		Lauf 1:	*	*	*	* km/h	*	*	* km/h
		Lauf 2:	00:03.540	00:01.974	00:22.133	121,69 km/h	00:46.082	01:13.731	99,12 km/h
		Lauf 3:	00:03.399	00:01.952	00:22.146	124,35 km/h	00:45.225	01:12.724	100,49 km/h
		Lauf 4:	00:03.461	00:01.953	00:22.175	124,31 km/h	00:46.439	01:14.030	98,72 km/h
		Lauf 5:	*	*	*	* km/h	*	*	* km/h
6	503	NIEDERMANN Johannes		NSU 1000C					
		Lauf 1:	00:03.833	00:02.145	*	* km/h	*	01:22.012	89,11 km/h
		Lauf 2:	00:03.636	00:02.092	00:22.812	113,93 km/h	00:47.147	01:15.690	96,55 km/h
		Lauf 3:	00:03.690	00:02.105	00:23.251	114,57 km/h	00:47.125	01:16.173	95,94 km/h
		Lauf 4:	00:03.638	00:02.085	00:22.600	116,09 km/h	00:47.215	01:15.540	96,74 km/h
		Lauf 5:	00:03.703	00:02.100	*	* km/h	*	01:15.499	96,80 km/h
7	508	HOFMANN Gerhard		NSU TT					
		Lauf 1:	00:04.250	00:02.449	*	* km/h	*	01:21.165	90,04 km/h
		Lauf 2:	*	*	*	* km/h	*	*	* km/h
		Lauf 3:	00:03.791	00:02.242	00:23.668	111,41 km/h	00:47.755	01:17.459	94,35 km/h
		Lauf 4:	00:03.805	00:02.234	00:23.351	111,82 km/h	00:47.582	01:16.974	94,94 km/h
		Lauf 5:	*	*	*	* km/h	*	*	* km/h
8	713	KNORRENSCHILD Dieter		Kaimann Formel V 1300					
		Lauf 1:	00:03.667	00:02.097	*	* km/h	*	01:23.752	87,26 km/h
		Lauf 2:	00:03.687	00:02.055	00:24.500	117,90 km/h	00:52.713	01:22.956	88,09 km/h
		Lauf 3:	00:03.628	00:02.014	00:24.034	118,88 km/h	00:51.136	01:20.815	90,43 km/h
		Lauf 4:	00:03.639	00:02.022	00:23.705	122,34 km/h	00:48.878	01:18.245	93,40 km/h
		Lauf 5:	*	*	*	* km/h	*	*	* km/h
9	504	SZOTT Roman		NSU TT					
		Lauf 1:	00:04.066	00:02.190	*	* km/h	*	01:22.283	88,82 km/h
		Lauf 2:	00:03.919	00:02.169	00:23.590	111,92 km/h	00:50.661	01:20.342	90,96 km/h
		Lauf 3:	00:03.888	00:02.191	00:23.951	110,91 km/h	00:50.433	01:20.464	90,82 km/h
		Lauf 4:	00:03.963	00:02.182	00:23.556	112,79 km/h	00:48.881	01:18.583	93,00 km/h
		Lauf 5:	*	*	*	* km/h	*	*	* km/h




41. Osnabrücker ADAC Bergrennen

16. und 17. August 2008

Deutsche Bergmeisterschaft 2008

DMSB Bergpokal für Tourenwagen und Rennsportfahrzeuge

KW Gruppe H Berg-Cup



Sektorzeiten & Speeds - Training - Gruppe CBC

Rg.	Nr.		Sektor 1 (50m)	Sektor 2 (50-100m)	Sektor 3	Speed Trap	Sektor 4	Laufzeit	Speed (Lauf)
10	515	SCHINDLER Uwe		NSU KWR					
		Lauf 1:	00:04.056	00:02.316	*	* km/h	*	01:21.523	89,64 km/h
		Lauf 2:	00:04.067	00:02.360	00:24.438	108,89 km/h	00:48.995	01:19.861	91,51 km/h
		Lauf 3:	00:03.878	00:02.296	00:24.181	109,63 km/h	00:49.507	01:19.865	91,51 km/h
		Lauf 4:	00:03.898	00:02.305	00:24.035	111,36 km/h	00:49.097	01:19.337	92,11 km/h
		Lauf 5:	*	*	*	* km/h	*	*	* km/h
11	714	HENKEFEND Stefan		Formel 3 Brabham					
		Lauf 1:	00:04.136	00:02.193	*	* km/h	*	01:28.477	82,60 km/h
		Lauf 2:	00:04.428	00:02.121	00:24.732	126,15 km/h	00:53.647	01:24.931	86,05 km/h
		Lauf 3:	00:04.343	00:02.065	00:24.128	120,76 km/h	00:51.151	01:21.690	89,46 km/h
		Lauf 4:	00:04.481	00:02.069	00:23.551	123,99 km/h	00:50.557	01:20.660	90,60 km/h
		Lauf 5:	*	*	*	* km/h	*	*	* km/h
12	506	SCHABACKER Pit		NSU TT					
		Lauf 1:	00:03.974	00:02.287	*	* km/h	*	01:27.428	83,59 km/h
		Lauf 2:	00:03.887	00:02.271	00:25.441	107,03 km/h	00:52.558	01:24.160	86,83 km/h
		Lauf 3:	00:03.984	00:02.272	00:24.672	108,77 km/h	00:51.829	01:22.758	88,31 km/h
		Lauf 4:	00:04.036	00:02.329	00:25.435	105,76 km/h	00:52.736	01:24.538	86,45 km/h
		Lauf 5:	*	*	*	* km/h	*	*	* km/h