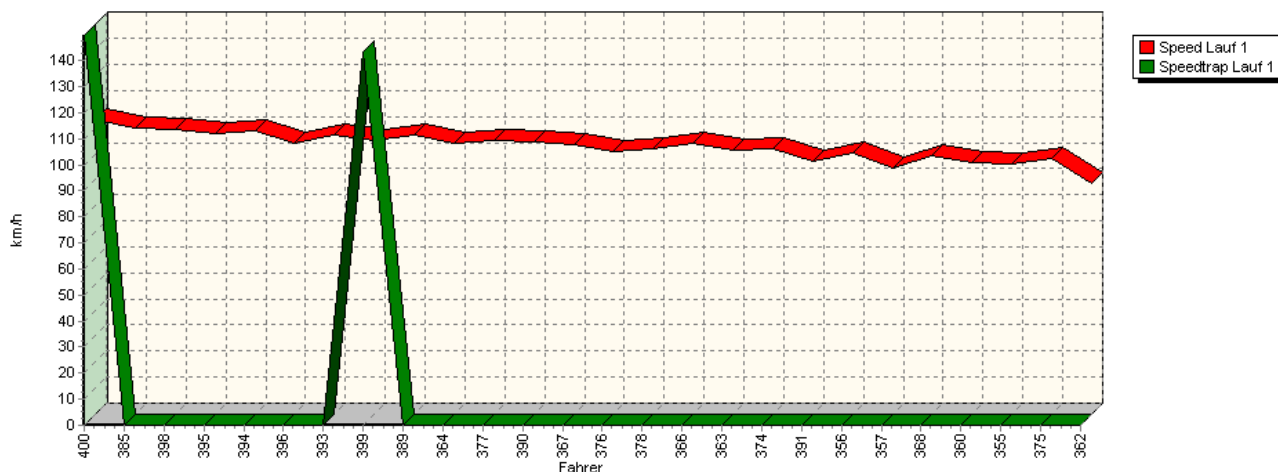
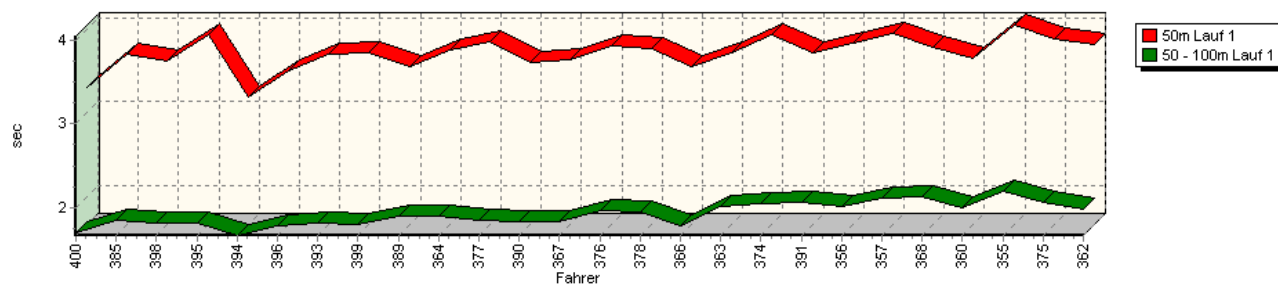


## Sektorzeiten & Speeds - Training - Gruppe H bis 2000 ccm - Klasse 32

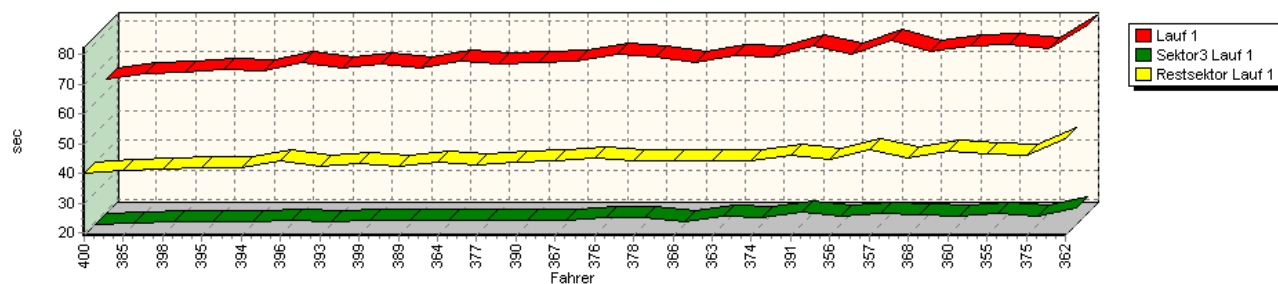
Speed-Diagramm Lauf 1



Sektor-Diagramm (Start) Lauf 1

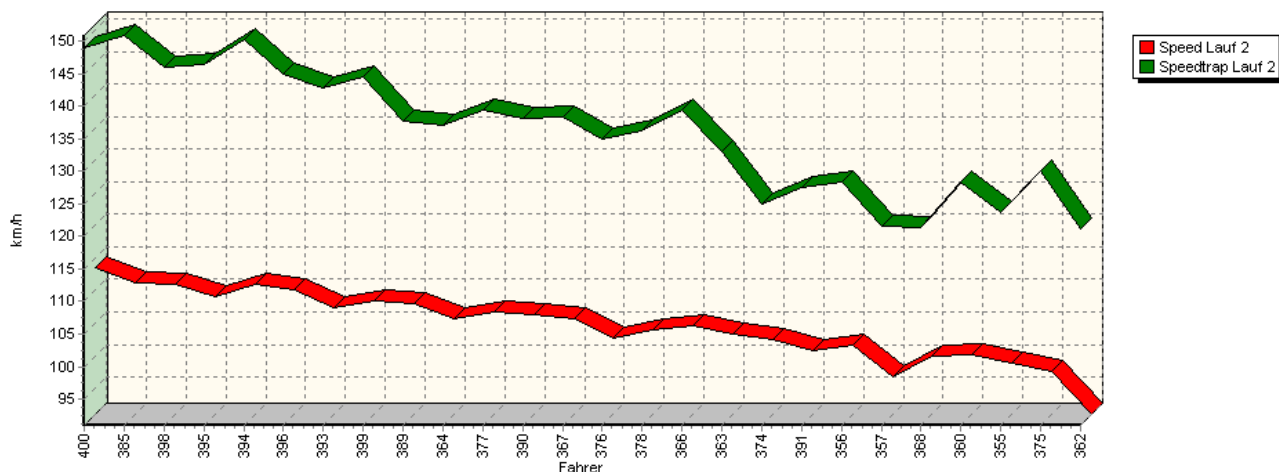


Sektor-Diagramm (Rest) Lauf 1

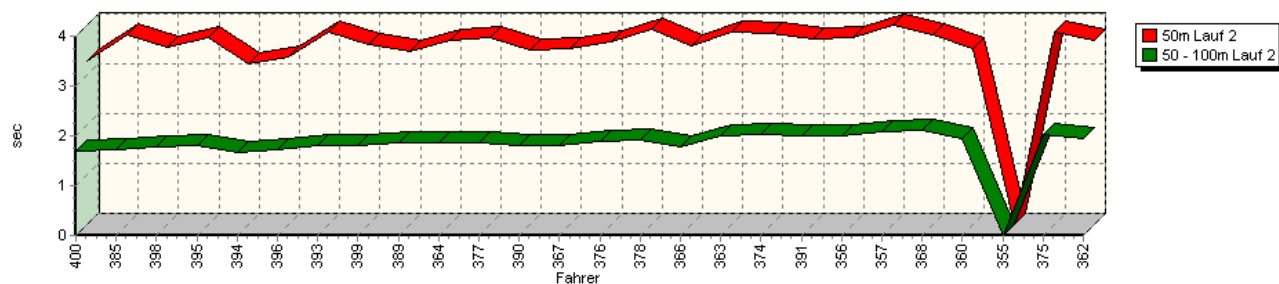


## Sektorzeiten & Speeds - Training - Gruppe H bis 2000 ccm - Klasse 32

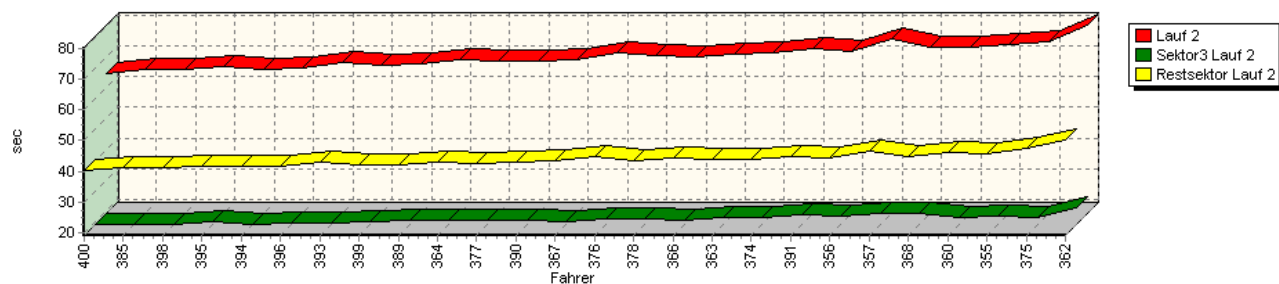
Speed-Diagramm Lauf 2



Sektor-Diagramm (Start) Lauf 2

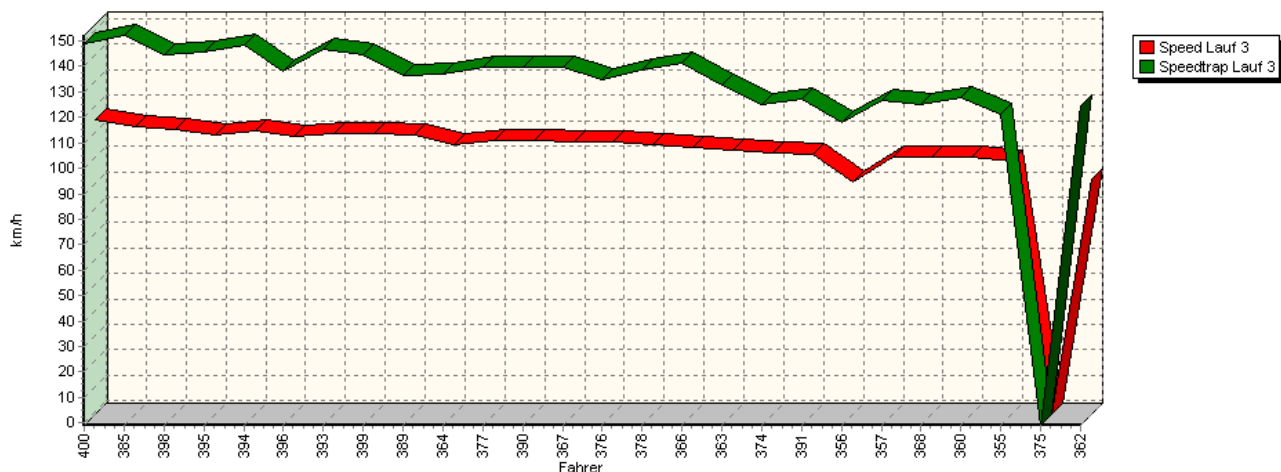


Sektor-Diagramm (Rest) Lauf 2

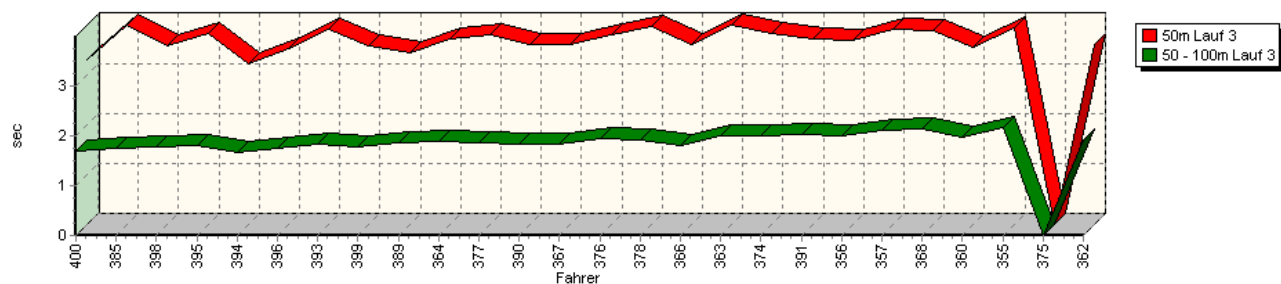


## Sektorzeiten & Speeds - Training - Gruppe H bis 2000 ccm - Klasse 32

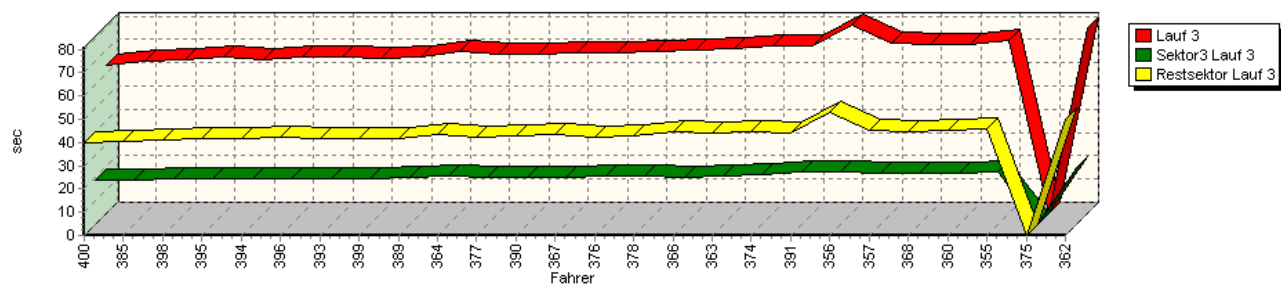
Speed-Diagramm Lauf 3



Sektor-Diagramm (Start) Lauf 3

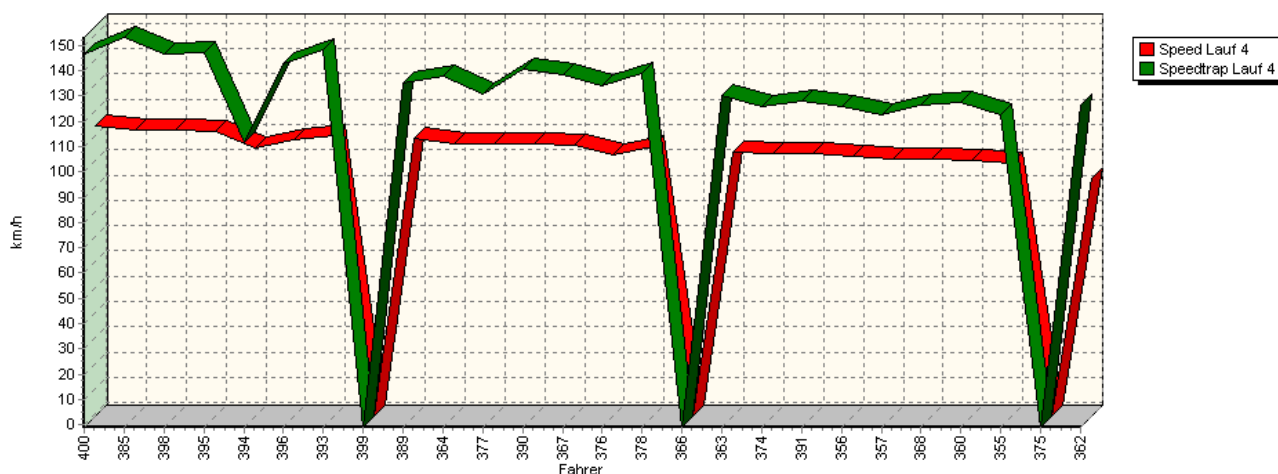


Sektor-Diagramm (Rest) Lauf 3

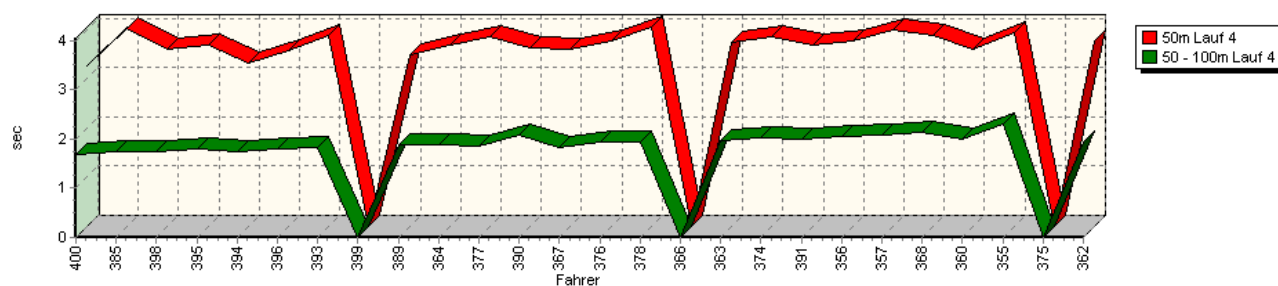


## Sektorzeiten & Speeds - Training - Gruppe H bis 2000 ccm - Klasse 32

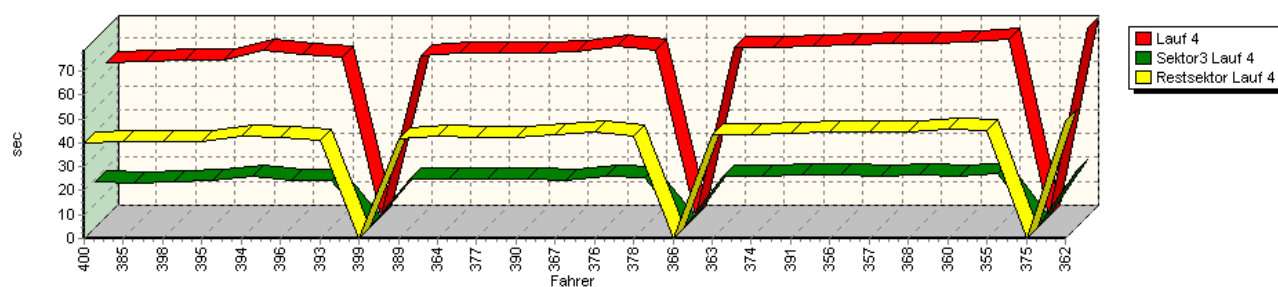
Speed-Diagramm Lauf 4



Sektor-Diagramm (Start) Lauf 4

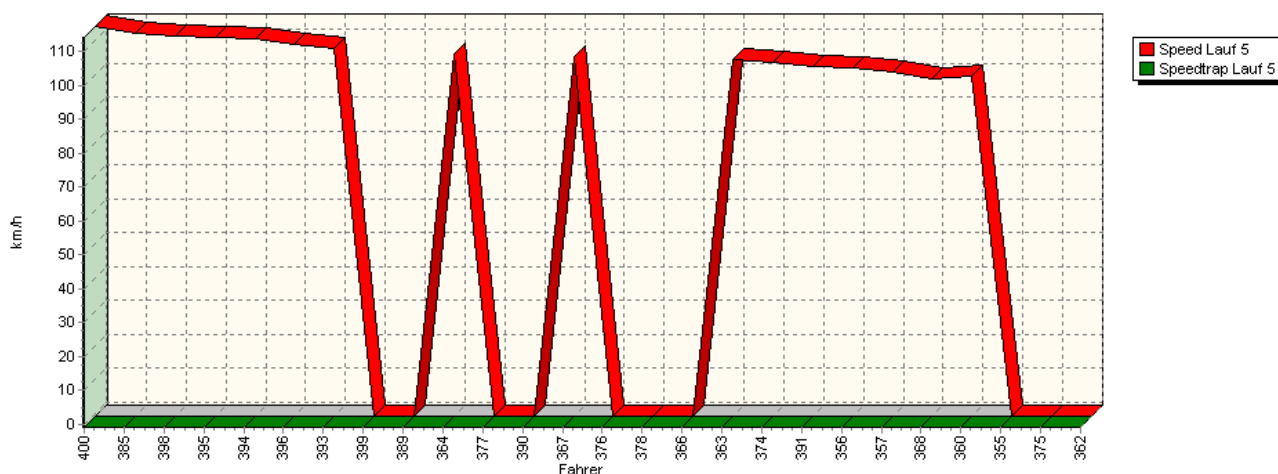


Sektor-Diagramm (Rest) Lauf 4

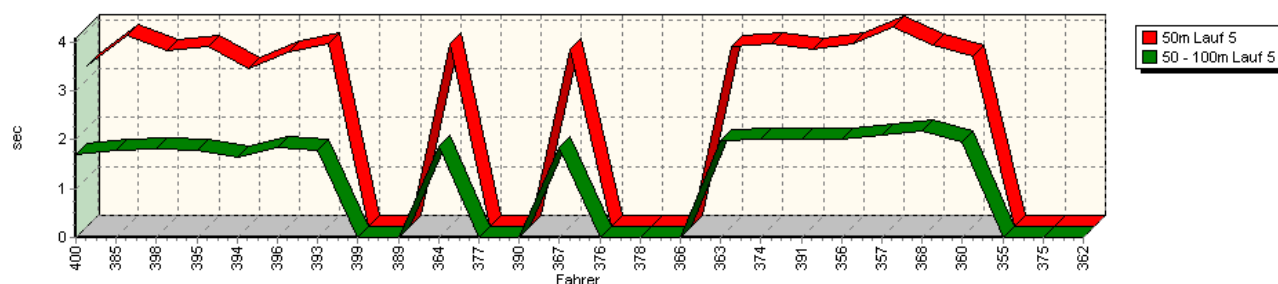


## Sektorzeiten & Speeds - Training - Gruppe H bis 2000 ccm - Klasse 32

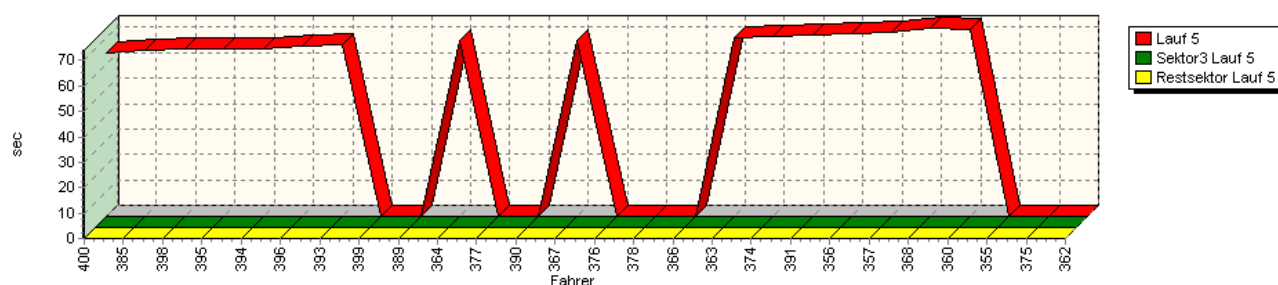
Speed-Diagramm Lauf 5



Sektor-Diagramm (Start) Lauf 5



Sektor-Diagramm (Rest) Lauf 5



Rg.	Nr.	Sektor 1 (50m)	Sektor 2 (50-100m)	Sektor 3	Speed Trap	Sektor 4	Laufzeit	Speed (Lauf)	
1	400	<b>HOVEMANN Holger</b>		Opel Risse Kadett Coupé 16V					
		Lauf 1:	00:03.309	00:01.689	00:19.290	149,71 km/h	00:40.190	01:04.480	113,34 km/h
		Lauf 2:	00:03.295	00:01.692	00:19.182	148,85 km/h	00:40.249	01:04.420	113,44 km/h
		Lauf 3:	00:03.293	00:01.676	00:18.966	148,75 km/h	00:39.844	01:03.781	114,58 km/h
		Lauf 4:	00:03.247	00:01.687	00:19.227	146,86 km/h	00:40.004	01:04.168	113,89 km/h
		Lauf 5:	00:03.297	00:01.688	*	* km/h	*	01:03.988	114,21 km/h




## 41. Osnabrücker ADAC Bergrennen

16. und 17. August 2008

Deutsche Bergmeisterschaft 2008

DMSB Bergpokal für Tourenwagen und Rennsportfahrzeuge

KW Gruppe H Berg-Cup



### Sektorzeiten & Speeds - Training - Gruppe H bis 2000 ccm - Klasse 32

Rg.	Nr.		Sektor 1 (50m)	Sektor 2 (50-100m)	Sektor 3	Speed Trap	Sektor 4	Laufzeit	Speed (Lauf)
2	385	<b>ROTTENBERGER Dieter</b>	BMW 318is						
		Lauf 1:	00:03.694	00:01.838	00:19.744	0,00 km/h	00:41.194	01:06.471	109,94 km/h
		Lauf 2:	00:03.811	00:01.726	00:19.130	150,86 km/h	00:41.030	01:05.699	111,23 km/h
		Lauf 3:	00:03.982	00:01.742	00:19.039	152,21 km/h	00:40.495	01:05.261	111,98 km/h
		Lauf 4:	00:04.003	00:01.734	00:18.752	153,16 km/h	00:40.616	01:05.108	112,25 km/h
		Lauf 5:	00:03.922	00:01.795	*	* km/h	*	01:05.075	112,30 km/h
3	398	<b>KOKOR Andreas</b>	Ford Escort RS 2000 MK I						
		Lauf 1:	00:03.613	00:01.805	00:20.054	0,00 km/h	00:41.392	01:06.867	109,29 km/h
		Lauf 2:	00:03.572	00:01.787	00:19.316	146,02 km/h	00:41.185	01:05.861	110,96 km/h
		Lauf 3:	00:03.568	00:01.777	00:19.399	144,84 km/h	00:41.110	01:05.857	110,97 km/h
		Lauf 4:	00:03.600	00:01.742	00:19.398	146,59 km/h	00:40.508	01:05.250	112,00 km/h
		Lauf 5:	00:03.596	00:01.809	*	* km/h	*	01:05.715	111,21 km/h
4	395	<b>ELLER Hans-Peter</b>	VW Minichberger Scirocco						
		Lauf 1:	00:03.930	00:01.815	00:20.093	0,00 km/h	00:41.925	01:07.764	107,84 km/h
		Lauf 2:	00:03.764	00:01.797	00:19.834	146,48 km/h	00:41.609	01:07.006	109,07 km/h
		Lauf 3:	00:03.816	00:01.798	00:19.866	145,74 km/h	00:41.682	01:07.165	108,81 km/h
		Lauf 4:	00:03.682	00:01.785	00:19.496	146,91 km/h	00:40.660	01:05.626	111,36 km/h
		Lauf 5:	00:03.669	00:01.785	*	* km/h	*	01:05.756	111,14 km/h
5	394	<b>SCHMITT Sebastian</b>	Opel Kadett C 16V						
		Lauf 1:	00:03.179	00:01.660	00:20.242	0,00 km/h	00:42.125	01:07.208	108,74 km/h
		Lauf 2:	00:03.221	00:01.662	00:19.340	150,32 km/h	00:41.585	01:05.811	111,05 km/h
		Lauf 3:	00:03.222	00:01.660	00:19.593	148,64 km/h	00:41.809	01:06.286	110,25 km/h
		Lauf 4:	00:03.305	00:01.737	00:21.701	111,73 km/h	00:42.909	01:09.653	104,92 km/h
		Lauf 5:	00:03.225	00:01.654	*	* km/h	*	01:06.050	110,64 km/h
6	396	<b>GÖSER Günter</b>	Opel Kadett C Coupé						
		Lauf 1:	00:03.508	00:01.784	00:20.646	0,00 km/h	00:44.245	01:10.185	104,12 km/h
		Lauf 2:	00:03.367	00:01.733	00:19.716	145,02 km/h	00:41.591	01:06.409	110,05 km/h
		Lauf 3:	00:03.512	00:01.751	00:19.748	137,89 km/h	00:42.367	01:07.380	108,46 km/h
		Lauf 4:	00:03.572	00:01.791	00:19.915	142,86 km/h	00:42.275	01:07.554	108,18 km/h
		Lauf 5:	00:03.562	00:01.839	*	* km/h	*	01:07.186	108,77 km/h
7	393	<b>FLATZ Kurt</b>	Opel Vectra STW						
		Lauf 1:	00:03.703	00:01.806	00:20.168	0,00 km/h	00:42.379	01:08.058	107,38 km/h
		Lauf 2:	00:03.864	00:01.818	00:19.618	142,82 km/h	00:42.804	01:08.106	107,30 km/h
		Lauf 3:	00:03.900	00:01.822	00:19.865	146,65 km/h	00:41.442	01:07.031	109,02 km/h
		Lauf 4:	00:03.864	00:01.833	00:19.484	148,05 km/h	00:41.327	01:06.511	109,88 km/h
		Lauf 5:	00:03.726	00:01.791	*	* km/h	*	01:07.766	107,84 km/h
8	399	<b>WIEBE Björn</b>	Renault Clio Williams 16V BWR						
		Lauf 1:	00:03.712	00:01.789	00:20.592	143,21 km/h	00:43.486	01:09.580	105,03 km/h
		Lauf 2:	00:03.631	00:01.803	00:19.812	144,43 km/h	00:42.154	01:07.402	108,42 km/h
		Lauf 3:	00:03.568	00:01.779	00:19.681	144,48 km/h	00:41.841	01:06.870	109,29 km/h
		Lauf 4:	*	*	*	* km/h	*	*	* km/h
		Lauf 5:	*	*	*	* km/h	*	*	* km/h
9	389	<b>WEBER Jens</b>	Opel Kadett C						
		Lauf 1:	00:03.552	00:01.897	00:20.507	0,00 km/h	00:42.349	01:08.308	106,99 km/h
		Lauf 2:	00:03.479	00:01.874	00:20.276	137,73 km/h	00:42.062	01:07.693	107,96 km/h
		Lauf 3:	00:03.442	00:01.867	00:20.084	136,60 km/h	00:41.933	01:07.327	108,54 km/h
		Lauf 4:	00:03.494	00:01.871	00:20.109	135,18 km/h	00:41.667	01:07.143	108,84 km/h
		Lauf 5:	*	*	*	* km/h	*	*	* km/h






## 41. Osnabrücker ADAC Bergrennen

16. und 17. August 2008

Deutsche Bergmeisterschaft 2008

DMSB Bergpokal für Tourenwagen und Rennsportfahrzeuge

KW Gruppe H Berg-Cup



### Sektorzeiten & Speeds - Training - Gruppe H bis 2000 ccm - Klasse 32

Rg.	Nr.		Sektor 1 (50m)	Sektor 2 (50-100m)	Sektor 3	Speed Trap	Sektor 4	Laufzeit	Speed (Lauf)
10	364	<b>FÜBENEGGER René</b>		VW Golf Minichberger					
		Lauf 1:	00:03.752	00:01.887	00:20.513	0,00 km/h	00:44.101	01:10.254	104,02 km/h
		Lauf 2:	00:03.701	00:01.868	00:20.514	137,12 km/h	00:43.135	01:09.220	105,58 km/h
		Lauf 3:	00:03.715	00:01.884	00:20.557	136,88 km/h	00:43.612	01:09.769	104,74 km/h
		Lauf 4:	00:03.676	00:01.875	00:20.206	137,99 km/h	00:42.640	01:08.399	106,84 km/h
		Lauf 5:	00:03.736	00:01.876	*	* km/h	*	01:08.877	106,10 km/h
11	377	<b>ROST Olaf</b>		VW Golf I					
		Lauf 1:	00:03.843	00:01.845	00:20.788	0,00 km/h	00:42.945	01:09.424	105,27 km/h
		Lauf 2:	00:03.757	00:01.858	00:20.373	139,36 km/h	00:42.526	01:08.515	106,66 km/h
		Lauf 3:	00:03.778	00:01.853	00:20.421	139,74 km/h	00:42.462	01:08.517	106,66 km/h
		Lauf 4:	00:03.857	00:01.849	00:20.270	130,74 km/h	00:42.427	01:08.406	106,83 km/h
		Lauf 5:	*	*	*	* km/h	*	*	* km/h
12	390	<b>FLIK Thomas</b>		Renault Clio 16S Williams					
		Lauf 1:	00:03.593	00:01.823	00:20.604	0,00 km/h	00:43.801	01:09.823	104,66 km/h
		Lauf 2:	00:03.496	00:01.816	00:20.376	138,22 km/h	00:43.056	01:08.745	106,31 km/h
		Lauf 3:	00:03.597	00:01.835	00:20.105	139,59 km/h	00:42.987	01:08.526	106,65 km/h
		Lauf 4:	00:03.614	00:02.086	00:20.330	140,66 km/h	00:42.546	01:08.578	106,56 km/h
		Lauf 5:	*	*	*	* km/h	*	*	* km/h
13	367	<b>WIEBE André</b>		Renault Megane Cup APWR					
		Lauf 1:	00:03.638	00:01.819	00:20.549	0,00 km/h	00:44.416	01:10.423	103,77 km/h
		Lauf 2:	00:03.533	00:01.812	00:20.189	138,27 km/h	00:43.621	01:09.156	105,67 km/h
		Lauf 3:	00:03.598	00:01.816	00:19.984	139,53 km/h	00:43.675	01:09.074	105,80 km/h
		Lauf 4:	00:03.595	00:01.816	00:19.970	138,63 km/h	00:43.425	01:08.807	106,21 km/h
		Lauf 5:	00:03.631	00:01.838	*	* km/h	*	01:09.342	105,39 km/h
14	376	<b>RYPKA René</b>		Opel Kadett C GTE					
		Lauf 1:	00:03.804	00:01.952	00:21.643	0,00 km/h	00:45.178	01:12.580	100,69 km/h
		Lauf 2:	00:03.666	00:01.903	00:20.922	134,84 km/h	00:44.711	01:11.204	102,64 km/h
		Lauf 3:	00:03.804	00:01.941	00:20.880	135,09 km/h	00:42.373	01:09.000	105,91 km/h
		Lauf 4:	00:03.765	00:01.938	00:21.154	134,21 km/h	00:44.389	01:11.248	102,57 km/h
		Lauf 5:	*	*	*	* km/h	*	*	* km/h
15	378	<b>LORIG Ingo</b>		VW Golf					
		Lauf 1:	00:03.765	00:01.935	00:21.753	0,00 km/h	00:44.381	01:11.836	101,73 km/h
		Lauf 2:	00:03.928	00:01.916	00:20.780	136,31 km/h	00:43.620	01:10.245	104,03 km/h
		Lauf 3:	00:03.963	00:01.918	00:20.661	138,80 km/h	00:43.177	01:09.722	104,82 km/h
		Lauf 4:	00:04.044	00:01.939	00:20.579	139,11 km/h	00:42.731	01:09.296	105,46 km/h
		Lauf 5:	*	*	*	* km/h	*	*	* km/h
16	366	<b>WIEBE Horst</b>		Renault Megane Cup					
		Lauf 1:	00:03.547	00:01.781	00:20.388	0,00 km/h	00:44.360	01:10.077	104,29 km/h
		Lauf 2:	00:03.586	00:01.782	00:20.433	139,35 km/h	00:44.123	01:09.926	104,51 km/h
		Lauf 3:	00:03.606	00:01.791	00:20.349	141,59 km/h	00:44.756	01:10.505	103,65 km/h
		Lauf 4:	*	*	*	* km/h	*	*	* km/h
		Lauf 5:	*	*	*	* km/h	*	*	* km/h
17	363	<b>PAGANO Sebastiano</b>		Opel Kadett C					
		Lauf 1:	00:03.713	00:02.001	00:21.952	0,00 km/h	00:44.545	01:12.214	101,20 km/h
		Lauf 2:	00:03.855	00:02.009	00:21.177	133,08 km/h	00:43.766	01:10.809	103,21 km/h
		Lauf 3:	00:03.985	00:02.000	00:21.133	132,91 km/h	00:43.948	01:11.068	102,83 km/h
		Lauf 4:	00:03.728	00:01.979	00:21.389	130,20 km/h	00:43.660	01:10.759	103,28 km/h
		Lauf 5:	00:03.670	00:01.980	*	* km/h	*	01:09.980	104,43 km/h




## 41. Osnabrücker ADAC Bergrennen

16. und 17. August 2008

Deutsche Bergmeisterschaft 2008

DMSB Bergpokal für Tourenwagen und Rennsportfahrzeuge

KW Gruppe H Berg-Cup



### Sektorzeiten & Speeds - Training - Gruppe H bis 2000 ccm - Klasse 32

Rg.	Nr.		Sektor 1 (50m)	Sektor 2 (50-100m)	Sektor 3	Speed Trap	Sektor 4	Laufzeit	Speed (Lauf)
18	374	<b>HATEZIC Johann</b>		Opel Ascona B					
		Lauf 1:	00:03.940	00:02.047	00:21.546	0,00 km/h	00:44.177	01:11.713	101,91 km/h
		Lauf 2:	00:03.852	00:02.033	00:21.566	124,93 km/h	00:43.948	01:11.401	102,35 km/h
		Lauf 3:	00:03.810	00:02.002	00:21.370	124,94 km/h	00:44.657	01:11.840	101,72 km/h
		Lauf 4:	00:03.835	00:02.030	00:21.335	125,99 km/h	00:43.710	01:10.913	103,06 km/h
		Lauf 5:	00:03.742	00:02.012	*	* km/h	*	01:10.683	103,39 km/h
19	391	<b>NÖLLING Harald</b>		Opel Gerent Kadett C					
		Lauf 1:	00:03.719	00:02.051	00:23.243	0,00 km/h	00:46.375	01:15.390	96,94 km/h
		Lauf 2:	00:03.721	00:01.993	00:22.216	127,53 km/h	00:44.563	01:12.495	100,81 km/h
		Lauf 3:	00:03.695	00:02.007	00:22.416	127,23 km/h	00:43.989	01:12.110	101,35 km/h
		Lauf 4:	00:03.666	00:01.998	00:21.812	128,08 km/h	00:43.734	01:11.212	102,62 km/h
		Lauf 5:	00:03.616	00:02.003	*	* km/h	*	01:11.488	102,23 km/h
20	356	<b>MANTIK Hermann</b>		Ford Escort RS 2000					
		Lauf 1:	00:03.838	00:02.002	00:22.028	0,00 km/h	00:44.772	01:12.641	100,60 km/h
		Lauf 2:	00:03.754	00:02.010	00:21.696	128,40 km/h	00:44.459	01:11.921	101,61 km/h
		Lauf 3:	00:03.668	00:02.004	00:22.530	118,06 km/h	00:52.798	01:21.002	90,22 km/h
		Lauf 4:	00:03.759	00:02.055	00:21.794	125,99 km/h	00:44.368	01:11.979	101,53 km/h
		Lauf 5:	00:03.740	00:02.019	*	* km/h	*	01:11.659	101,98 km/h
21	357	<b>KÖNIG Thorsten</b>		BMW 320is					
		Lauf 1:	00:03.944	00:02.112	00:23.083	0,00 km/h	00:48.325	01:17.466	94,34 km/h
		Lauf 2:	00:04.007	00:02.092	00:22.812	121,64 km/h	00:46.687	01:15.600	96,67 km/h
		Lauf 3:	00:03.911	00:02.098	00:21.786	126,78 km/h	00:45.314	01:13.111	99,96 km/h
		Lauf 4:	00:03.998	00:02.080	00:21.610	122,28 km/h	00:44.857	01:12.547	100,73 km/h
		Lauf 5:	00:04.078	00:02.100	*	* km/h	*	01:12.472	100,84 km/h
22	368	<b>GRÖNDAHL Jörg</b>		BMW 320i					
		Lauf 1:	00:03.786	00:02.124	00:22.393	0,00 km/h	00:45.228	01:13.532	99,39 km/h
		Lauf 2:	00:03.802	00:02.108	00:22.507	121,39 km/h	00:44.691	01:13.110	99,96 km/h
		Lauf 3:	00:03.887	00:02.128	00:22.224	125,23 km/h	00:44.651	01:12.893	100,26 km/h
		Lauf 4:	00:03.889	00:02.137	00:21.915	126,42 km/h	00:44.558	01:12.502	100,80 km/h
		Lauf 5:	00:03.713	00:02.180	*	* km/h	*	01:14.039	98,70 km/h
23	360	<b>LANG Bernhard</b>		Ford Escort RS2000 MKII					
		Lauf 1:	00:03.659	00:01.997	00:22.150	0,00 km/h	00:47.873	01:15.681	96,56 km/h
		Lauf 2:	00:03.524	00:01.959	00:21.589	128,33 km/h	00:45.920	01:12.994	100,12 km/h
		Lauf 3:	00:03.554	00:01.964	00:21.831	127,56 km/h	00:45.544	01:12.897	100,25 km/h
		Lauf 4:	00:03.598	00:01.994	00:21.699	127,42 km/h	00:45.788	01:13.081	100,00 km/h
		Lauf 5:	00:03.472	00:01.953	*	* km/h	*	01:13.523	99,40 km/h
24	355	<b>HOLZ Harry</b>		Peugeot 205					
		Lauf 1:	00:04.049	00:02.188	00:22.863	0,00 km/h	00:46.789	01:15.892	96,29 km/h
		Lauf 2:	*	*	00:22.004	123,68 km/h	00:45.660	01:13.873	98,93 km/h
		Lauf 3:	00:03.940	00:02.155	00:22.397	121,00 km/h	00:45.770	01:14.264	98,41 km/h
		Lauf 4:	00:03.935	00:02.290	00:22.406	122,64 km/h	00:45.320	01:13.953	98,82 km/h
		Lauf 5:	*	*	*	* km/h	*	*	* km/h
25	375	<b>GÜRTZGEN Tim</b>		BWM 2002 tii					
		Lauf 1:	00:03.878	00:02.053	00:22.286	0,00 km/h	00:46.249	01:14.469	98,13 km/h
		Lauf 2:	00:03.878	00:02.021	00:21.399	130,03 km/h	00:47.618	01:14.919	97,55 km/h
		Lauf 3:	*	*	*	* km/h	*	*	* km/h
		Lauf 4:	*	*	*	* km/h	*	*	* km/h
		Lauf 5:	*	*	*	* km/h	*	*	* km/h






## 41. Osnabrücker ADAC Bergrennen

16. und 17. August 2008

Deutsche Bergmeisterschaft 2008

DMSB Bergpokal für Tourenwagen und Rennsportfahrzeuge

KW Gruppe H Berg-Cup



### Sektorzeiten & Speeds - Training - Gruppe H bis 2000 ccm - Klasse 32

Rg.	Nr.		Sektor 1 (50m)	Sektor 2 (50-100m)	Sektor 3	Speed Trap	Sektor 4	Laufzeit	Speed (Lauf)
26	362	<b>MANGER Joachim</b>		Opel Kadett C					
		Lauf 1:	00:03.818	00:01.972	00:24.719	0,00 km/h	00:52.002	01:22.513	88,57 km/h
		Lauf 2:	00:03.713	00:01.952	00:24.383	121,08 km/h	00:50.266	01:20.316	90,99 km/h
		Lauf 3:	00:03.603	00:01.918	00:24.316	124,32 km/h	00:49.929	01:19.769	91,62 km/h
		Lauf 4:	00:03.770	00:01.947	00:23.998	126,49 km/h	00:49.040	01:18.756	92,79 km/h
		Lauf 5:	*	*	*	* km/h	*	*	* km/h