



## Int. 40. AvD/MSCR Hauenstein-Bergrennen

1. bis 2. August 2009

Deutsche Bergmeisterschaft / DMSB Bergpokal

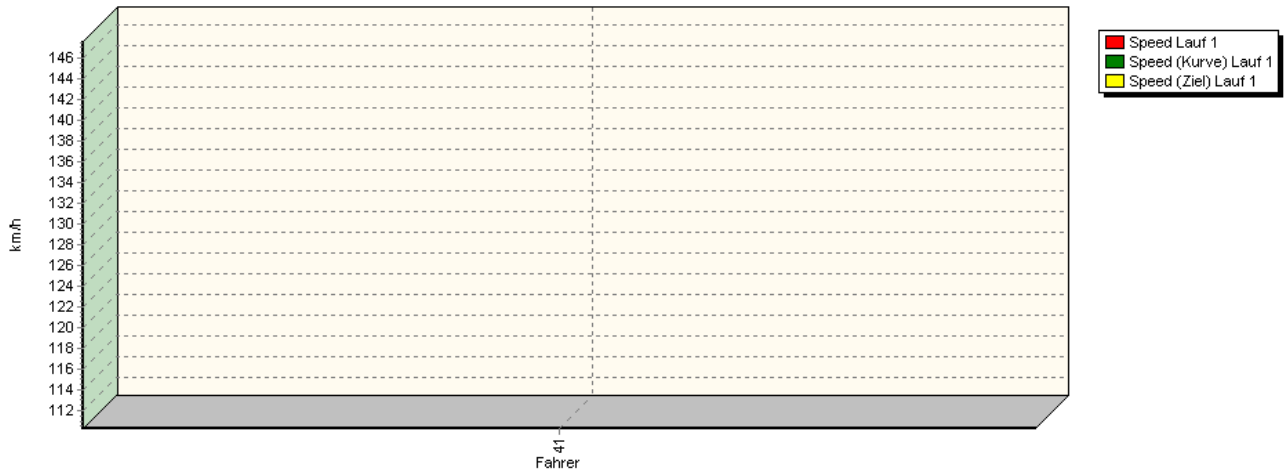
AvD Sportwagen-Berg-Cup / Classic Berg Cup

KW Gruppe H Berg-Cup

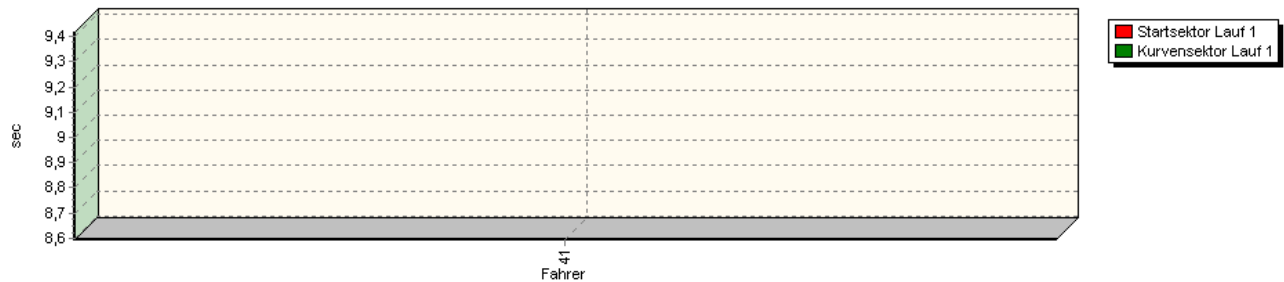


### Sektorzeiten & Speeds - Division II

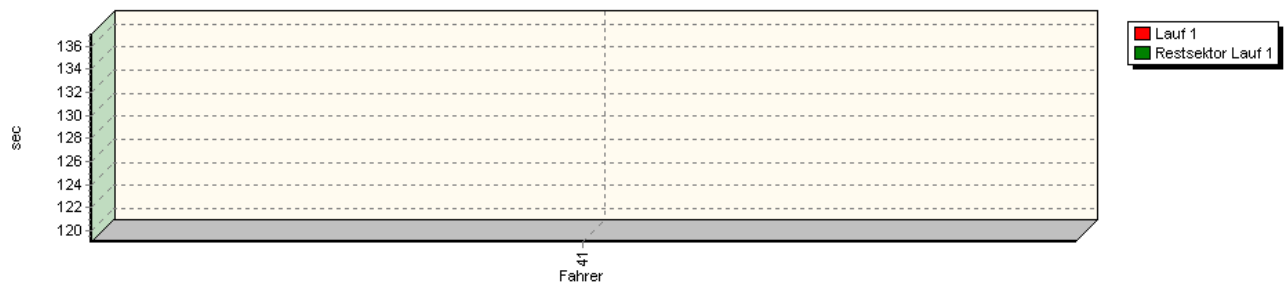
Speed-Diagramm Lauf 1



Sektor-Diagramm (Start) Lauf 1



Sektor-Diagramm (Rest) Lauf 1





## Int. 40. AvD/MSCR Hauenstein-Bergrennen

1. bis 2. August 2009

Deutsche Bergmeisterschaft / DMSB Bergpokal

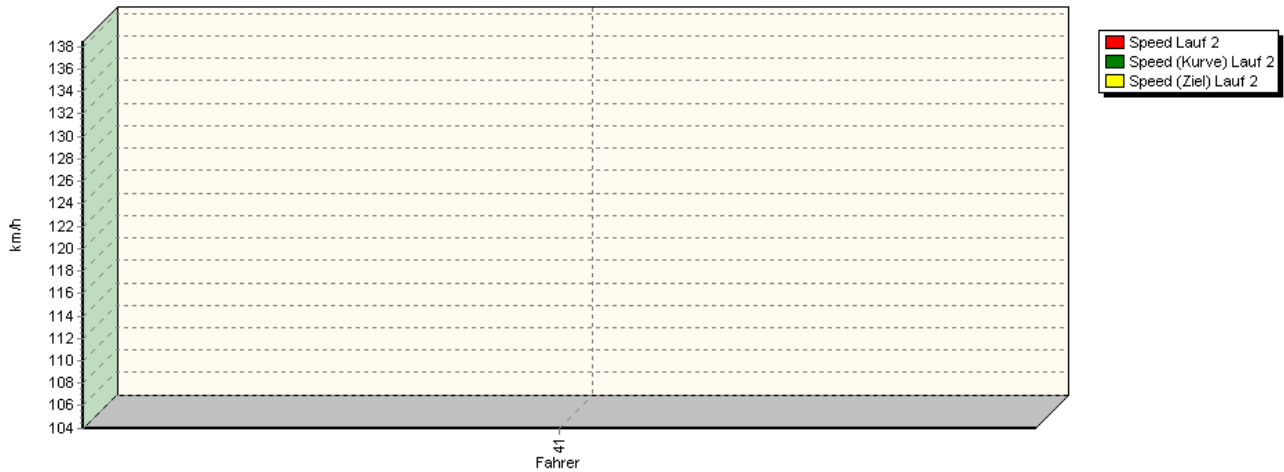
AvD Sportwagen-Berg-Cup / Classic Berg Cup

KW Gruppe H Berg-Cup

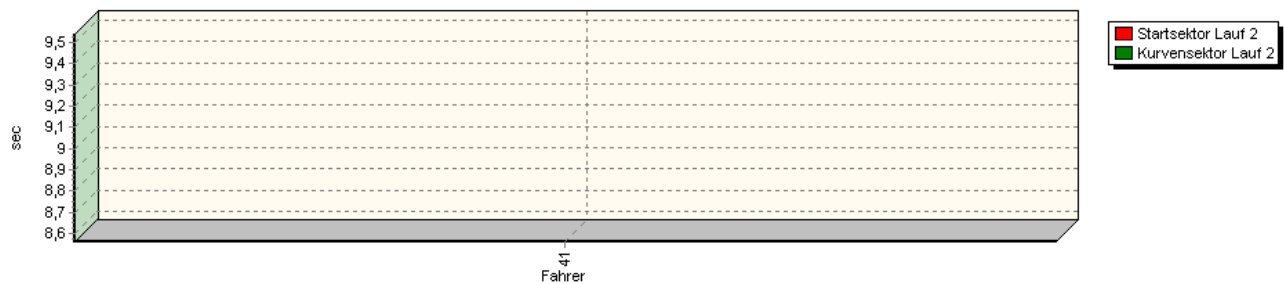


### Sektorzeiten & Speeds - Division II

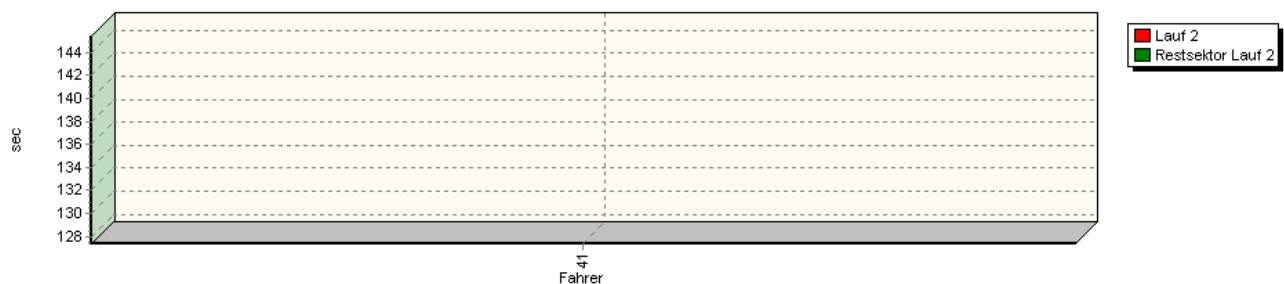
Speed-Diagramm Lauf 2



Sektor-Diagramm (Start) Lauf 2



Sektor-Diagramm (Rest) Lauf 2





# Int. 40. AvD/MSCR Hauenstein-Bergrennen

1. bis 2. August 2009

Deutsche Bergmeisterschaft / DMSB Bergpokal

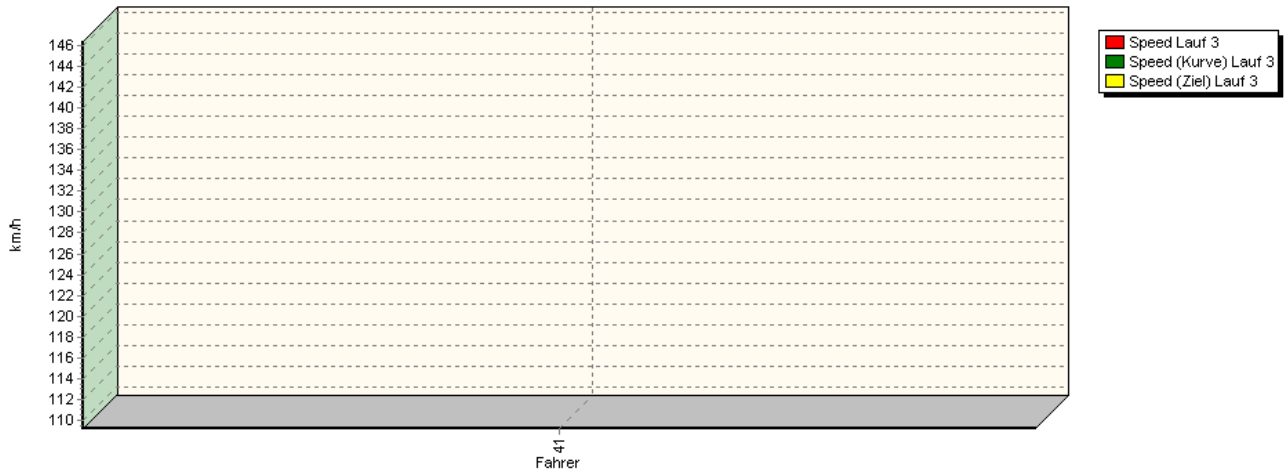
AvD Sportwagen-Berg-Cup / Classic Berg Cup

KW Gruppe H Berg-Cup

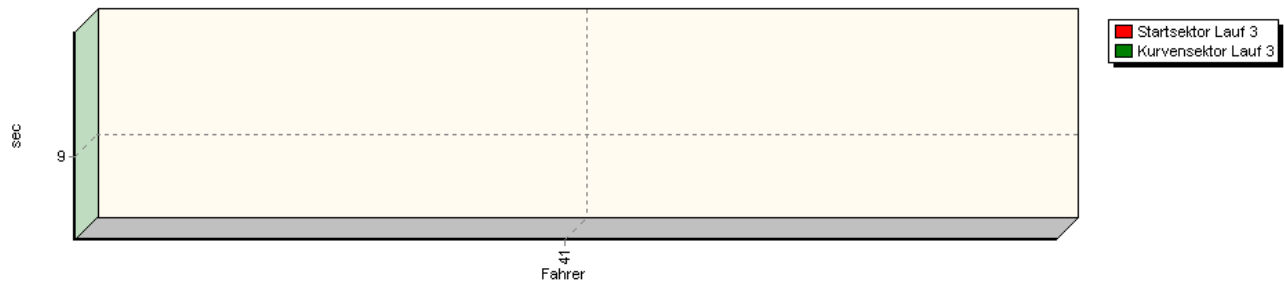


## Sektorzeiten & Speeds - Division II

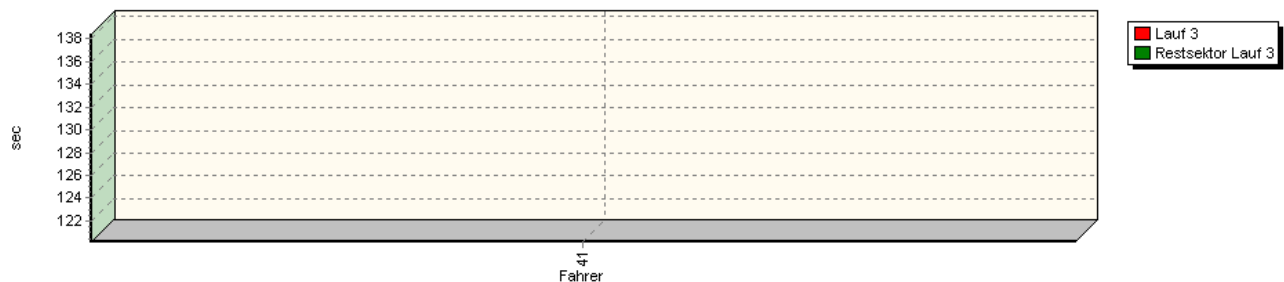
Speed-Diagramm Lauf 3



Sektor-Diagramm (Start) Lauf 3



Sektor-Diagramm (Rest) Lauf 3



| Rg. | Nr. | Startsektor       | Speed vor Kurve | 90°Kurve         | Restsektor | Speed Ziel | Laufzeit    | Speed (Lauf) |             |
|-----|-----|-------------------|-----------------|------------------|------------|------------|-------------|--------------|-------------|
| 1   | 41  | <b>KAUFEL Uwe</b> |                 | Pedrazza C/3 M92 |            |            |             |              |             |
|     |     | Lauf 1:           | 00:09.418       | 138,83 km/h      | 00:08.593  | 01:59.039  | 147,54 km/h | 02:17.050    | 110,32 km/h |
|     |     | Lauf 2:           | 00:09.538       | 136,72 km/h      | 00:08.560  | 02:07.337  | 138,46 km/h | 02:25.435    | 103,96 km/h |
|     |     | Lauf 3:           | 00:09.748       | 135,30 km/h      | 00:08.500  | 02:00.166  | 146,34 km/h | 02:18.414    | 109,24 km/h |



# Int. 40. AvD/MSCR Hauenstein-Bergrennen

1. bis 2. August 2009

Deutsche Bergmeisterschaft / DMSB Bergpokal

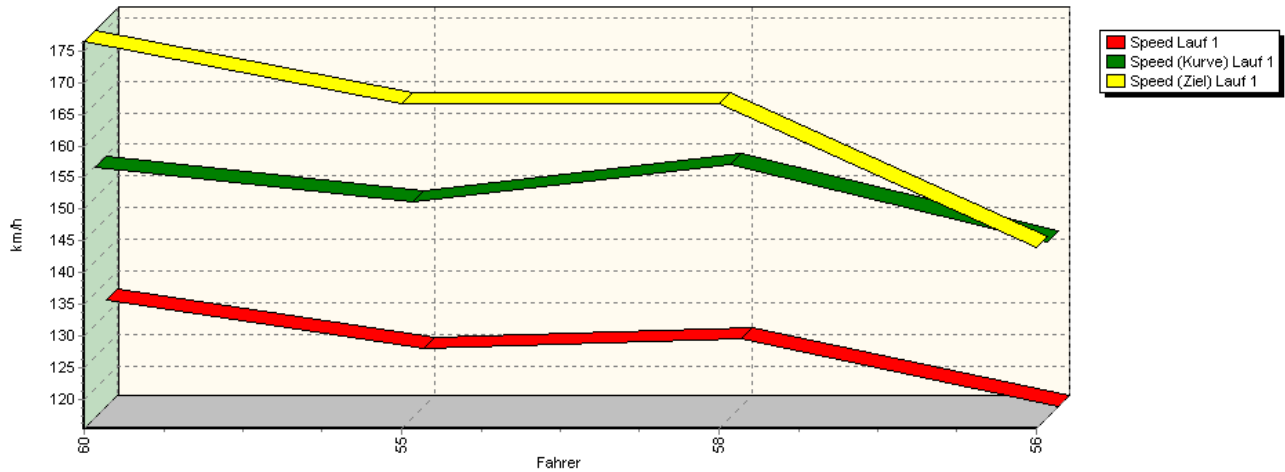
AvD Sportwagen-Berg-Cup / Classic Berg Cup

KW Gruppe H Berg-Cup

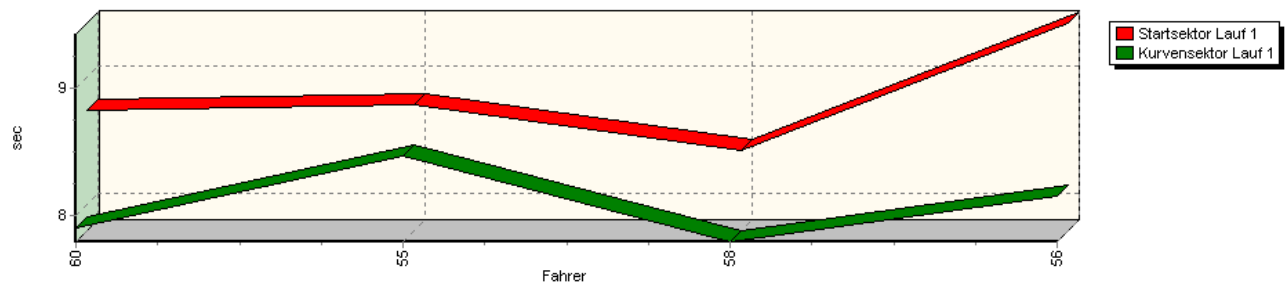


## Sektorzeiten & Speeds - Division II

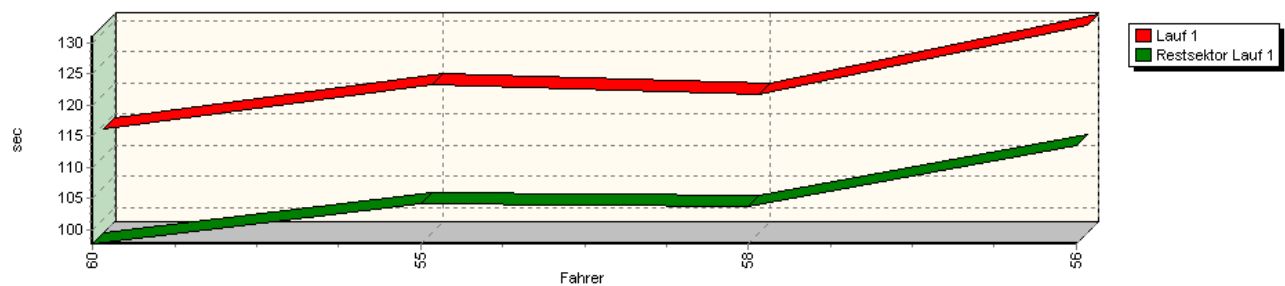
Speed-Diagramm Lauf 1



Sektor-Diagramm (Start) Lauf 1



Sektor-Diagramm (Rest) Lauf 1





## Int. 40. AvD/MSCR Hauenstein-Bergrennen

1. bis 2. August 2009

Deutsche Bergmeisterschaft / DMSB Bergpokal

AvD Sportwagen-Berg-Cup / Classic Berg Cup

KW Gruppe H Berg-Cup

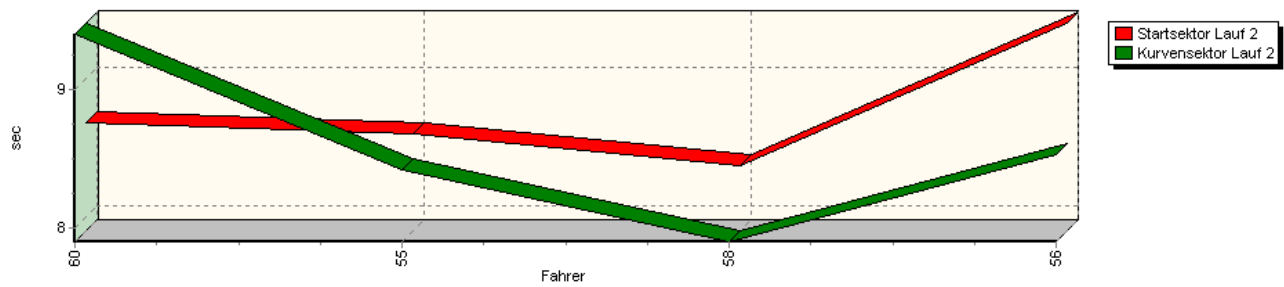


### Sektorzeiten & Speeds - Division II

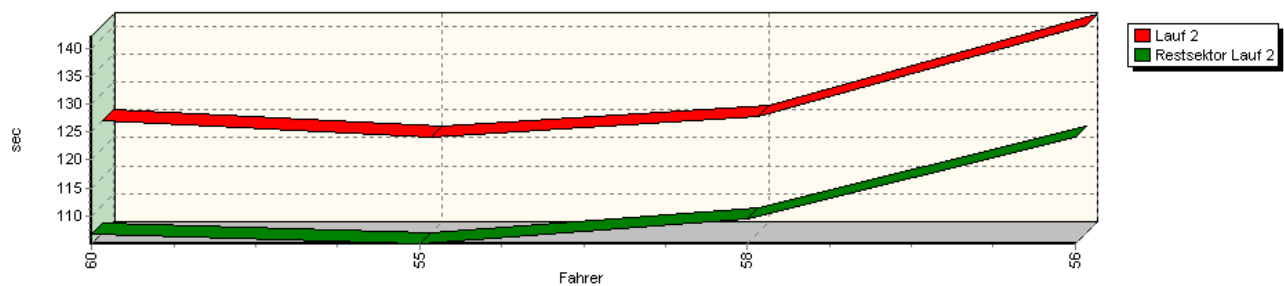
Speed-Diagramm Lauf 2



Sektor-Diagramm (Start) Lauf 2



Sektor-Diagramm (Rest) Lauf 2





# Int. 40. AvD/MSCR Hauenstein-Bergrennen

1. bis 2. August 2009

Deutsche Bergmeisterschaft / DMSB Bergpokal

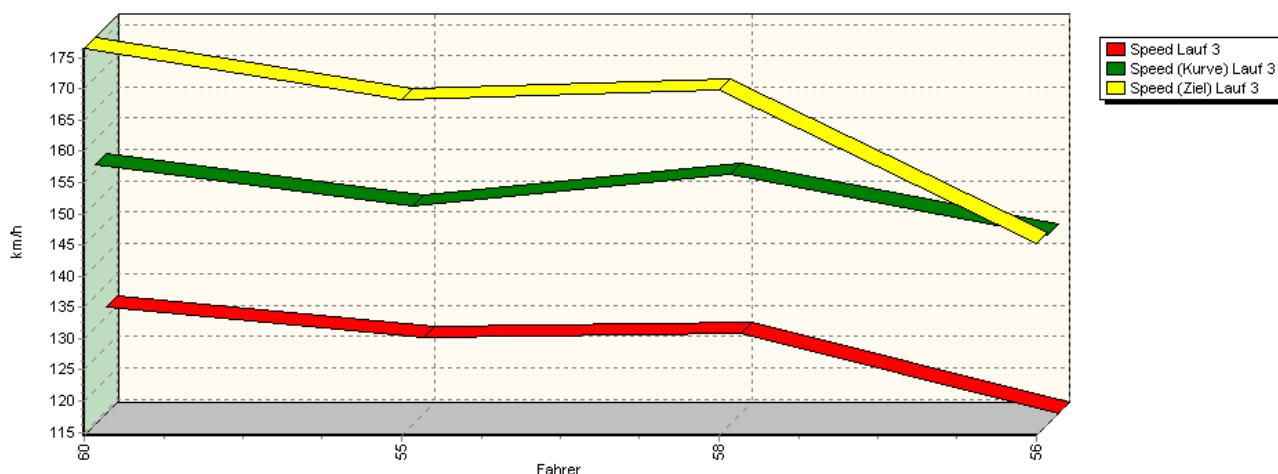
AvD Sportwagen-Berg-Cup / Classic Berg Cup

KW Gruppe H Berg-Cup

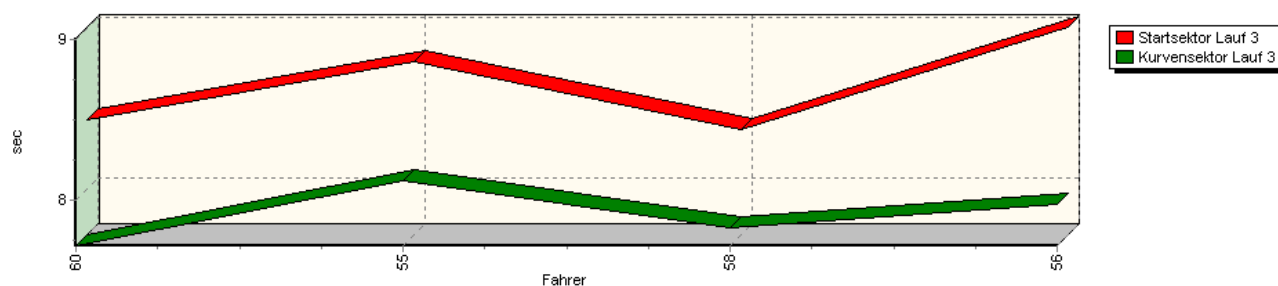


## Sektorzeiten & Speeds - Division II

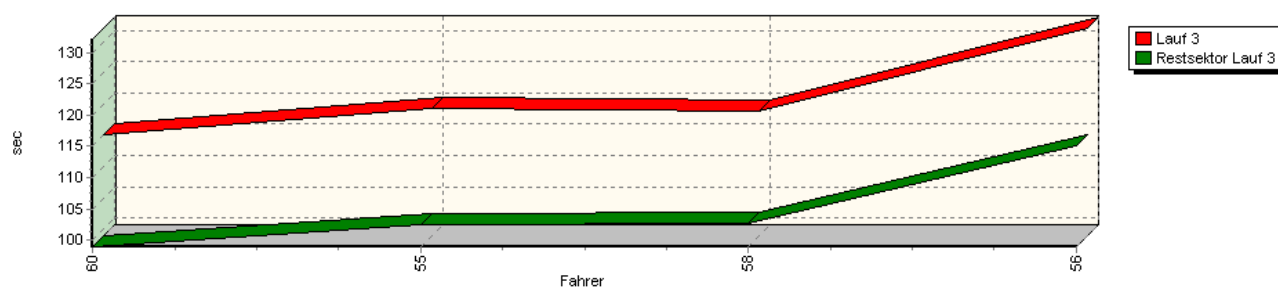
Speed-Diagramm Lauf 3



Sektor-Diagramm (Start) Lauf 3



Sektor-Diagramm (Rest) Lauf 3



| Rg. | Nr. | Startsektor          | Speed vor Kurve | 90°Kurve    | Restsektor | Speed Ziel | Laufzeit    | Speed (Lauf) |             |
|-----|-----|----------------------|-----------------|-------------|------------|------------|-------------|--------------|-------------|
| 1   | 60  | <b>BEREITER Arno</b> |                 | PRC Honda   |            |            |             |              |             |
|     |     | Lauf 1:              | 00:08.742       | 154,90 km/h | 00:07.903  | 01:37.716  | 176,47 km/h | 01:54.361    | 132,21 km/h |
|     |     | Lauf 2:              | 00:08.677       | 157,13 km/h | 00:09.400  | 01:46.877  | 174,76 km/h | 02:04.954    | 121,00 km/h |
|     |     | Lauf 3:              | 00:08.433       | 156,04 km/h | 00:07.718  | 01:38.914  | 176,47 km/h | 01:55.065    | 131,40 km/h |



## Int. 40. AvD/MSCR Hauenstein-Bergrennen

1. bis 2. August 2009

Deutsche Bergmeisterschaft / DMSB Bergpokal

AvD Sportwagen-Berg-Cup / Classic Berg Cup

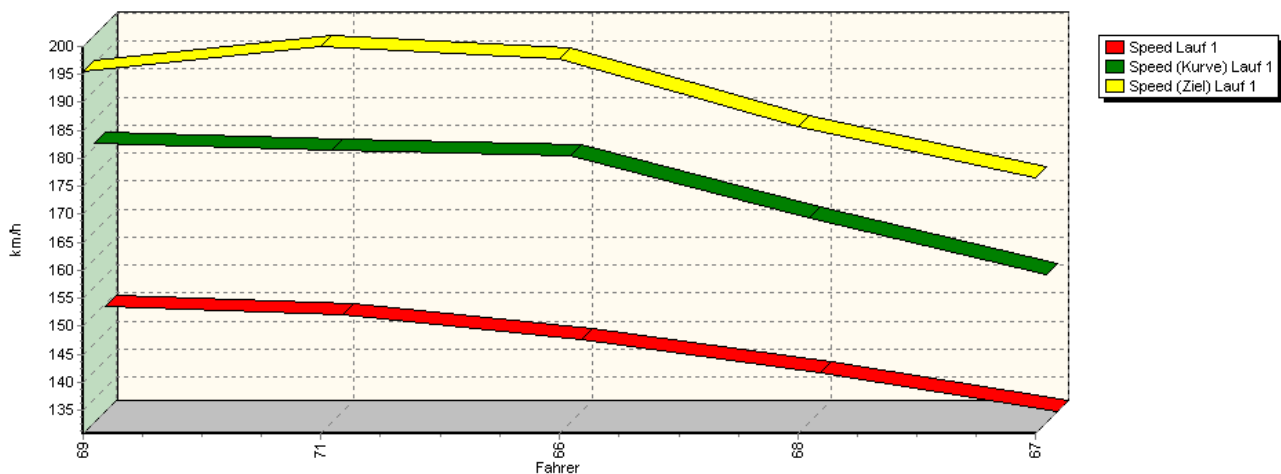
KW Gruppe H Berg-Cup



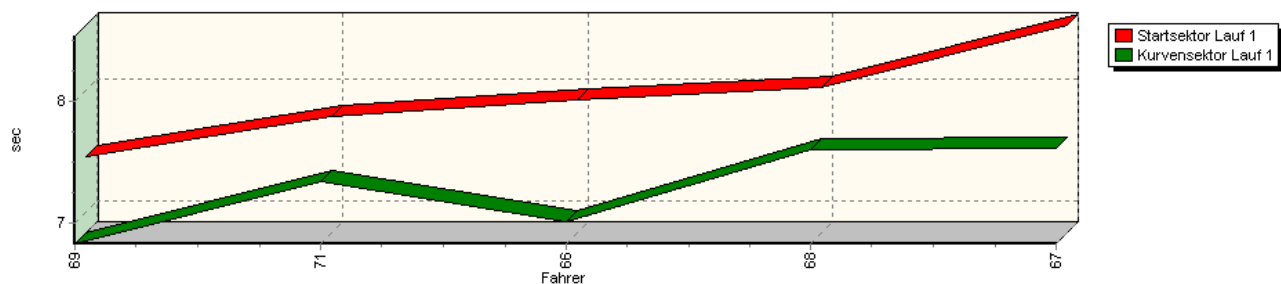
### Sektorzeiten & Speeds - Division II

| Rg. | Nr. | Startsektor          | Speed vor Kurve     | 90°-Kurve   | Restsektor | Speed Ziel | Laufzeit    | Speed (Lauf) |             |
|-----|-----|----------------------|---------------------|-------------|------------|------------|-------------|--------------|-------------|
| 2   | 55  | <b>WOLPERT Uwe</b>   | UWR WFK             |             |            |            |             |              |             |
|     |     | Lauf 1:              | 00:08.787           | 149,47 km/h | 00:08.471  | 01:44.128  | 166,67 km/h | 02:01.386    | 124,56 km/h |
|     |     | Lauf 2:              | 00:08.603           | 149,07 km/h | 00:08.419  | 01:45.053  | 155,17 km/h | 02:02.075    | 123,86 km/h |
|     |     | Lauf 3:              | 00:08.789           | 149,35 km/h | 00:08.120  | 01:42.467  | 168,22 km/h | 01:59.376    | 126,66 km/h |
| 3   | 58  | <b>GEBHARD Dino</b>  | Norma M20 / 2B      |             |            |            |             |              |             |
|     |     | Lauf 1:              | 00:08.424           | 155,39 km/h | 00:07.796  | 01:43.674  | 166,67 km/h | 01:59.894    | 126,11 km/h |
|     |     | Lauf 2:              | 00:08.368           | 156,10 km/h | 00:07.901  | 01:49.489  | 162,16 km/h | 02:05.758    | 120,23 km/h |
|     |     | Lauf 3:              | 00:08.374           | 154,50 km/h | 00:07.829  | 01:42.676  | 169,81 km/h | 01:58.879    | 127,19 km/h |
| 4   | 56  | <b>OLBRICH Georg</b> | Osella PA21/P Honda |             |            |            |             |              |             |
|     |     | Lauf 1:              | 00:09.427           | 143,05 km/h | 00:08.152  | 01:53.432  | 144,00 km/h | 02:11.011    | 115,41 km/h |
|     |     | Lauf 2:              | 00:09.398           | 141,58 km/h | 00:08.535  | 02:04.172  | 138,46 km/h | 02:22.105    | 106,40 km/h |
|     |     | Lauf 3:              | 00:09.007           | 144,72 km/h | 00:07.973  | 01:55.132  | 145,16 km/h | 02:12.112    | 114,45 km/h |

Speed-Diagramm Lauf 1



Sektor-Diagramm (Start) Lauf 1





# Int. 40. AvD/MSCR Hauenstein-Bergrennen

1. bis 2. August 2009

Deutsche Bergmeisterschaft / DMSB Bergpokal

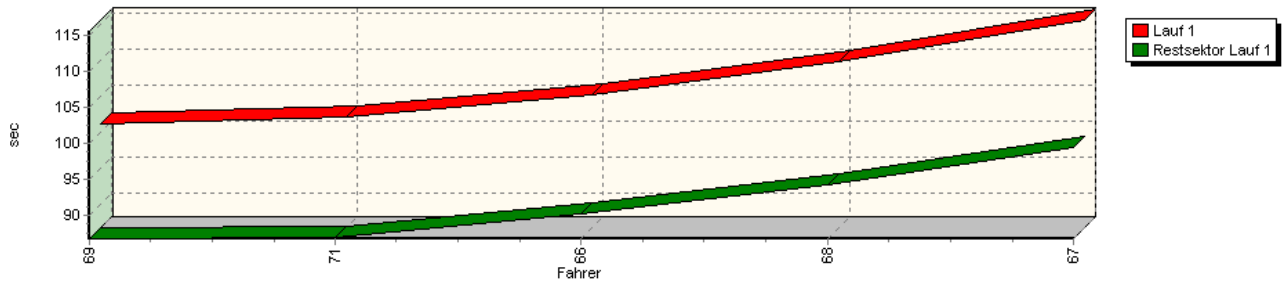
AvD Sportwagen-Berg-Cup / Classic Berg Cup

KW Gruppe H Berg-Cup

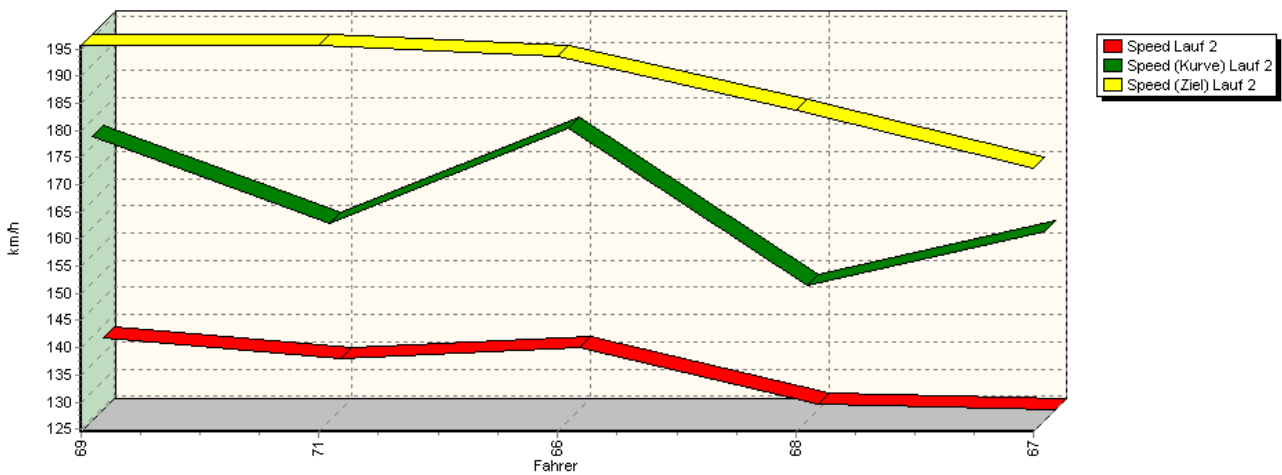


## Sektorzeiten & Speeds - Division II

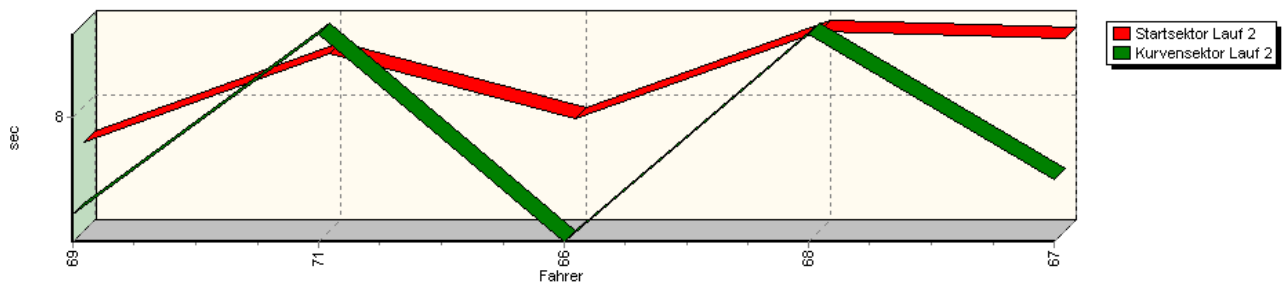
Sektor-Diagramm (Rest) Lauf 1



Speed-Diagramm Lauf 2



Sektor-Diagramm (Start) Lauf 2







# Int. 40. AvD/MSCR Hauenstein-Bergrennen

1. bis 2. August 2009

Deutsche Bergmeisterschaft / DMSB Bergpokal

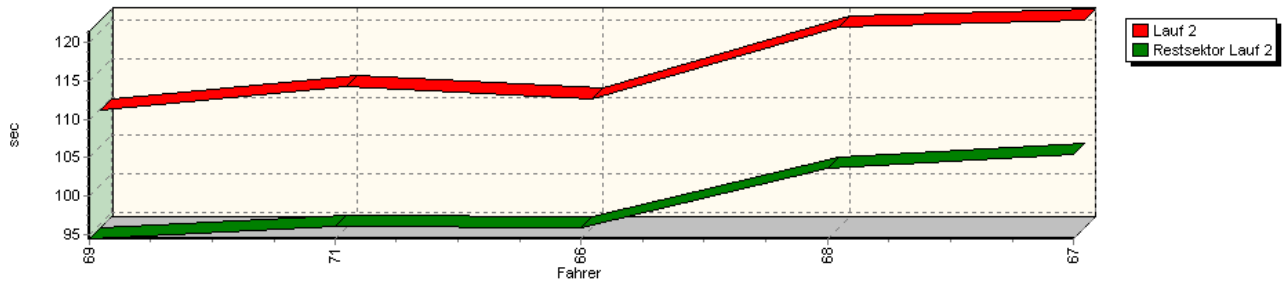
AvD Sportwagen-Berg-Cup / Classic Berg Cup

KW Gruppe H Berg-Cup

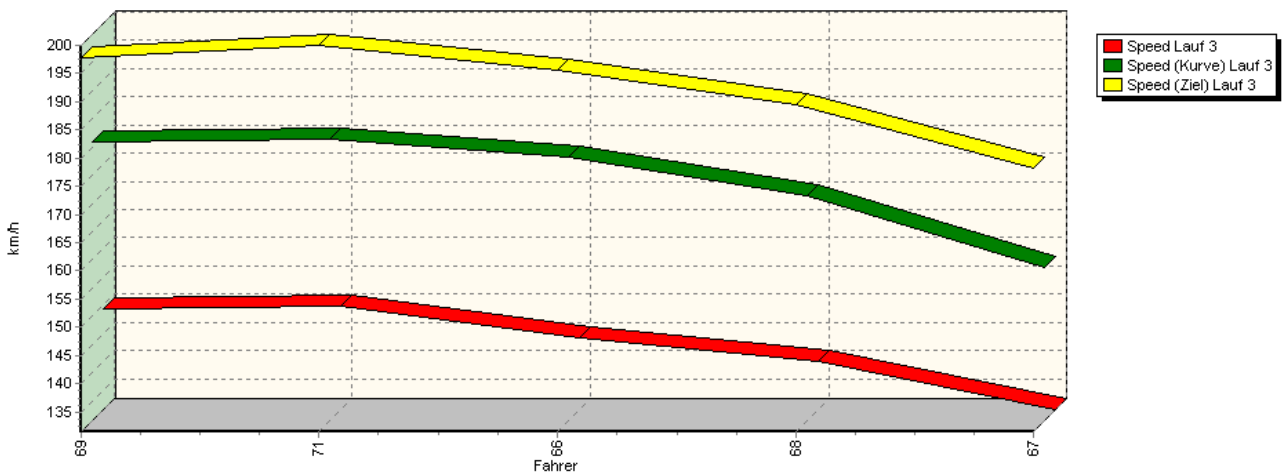


## Sektorzeiten & Speeds - Division II

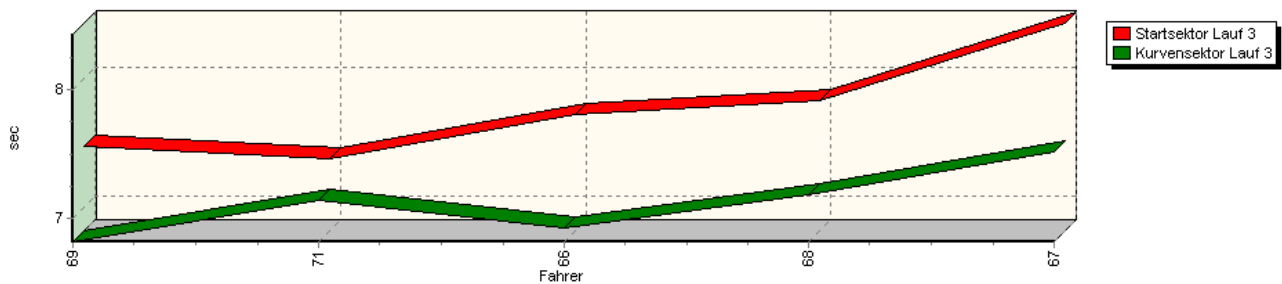
Sektor-Diagramm (Rest) Lauf 2



Speed-Diagramm Lauf 3



Sektor-Diagramm (Start) Lauf 3





## Int. 40. AvD/MSCR Hauenstein-Bergrennen

1. bis 2. August 2009

Deutsche Bergmeisterschaft / DMSB Bergpokal

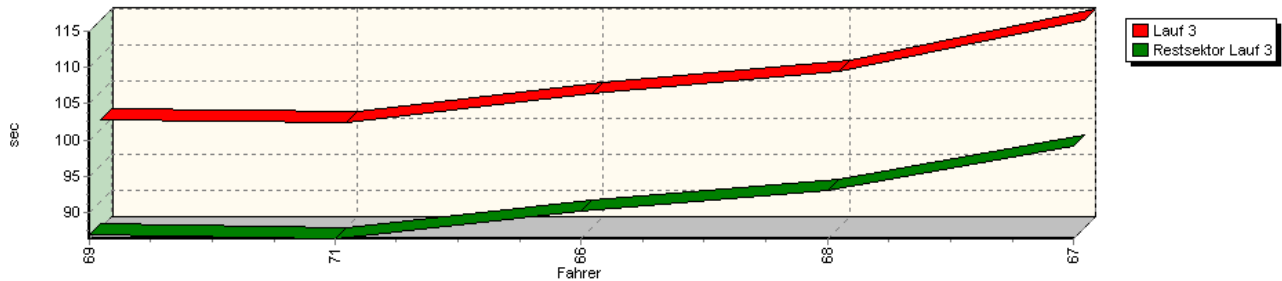
AvD Sportwagen-Berg-Cup / Classic Berg Cup

KW Gruppe H Berg-Cup



### Sektorzeiten & Speeds - Division II

Sektor-Diagramm (Rest) Lauf 3



| Rg. | Nr. | Startsektor           | Speed vor Kurve 90°-Kurve |             | Restsektor | Speed Ziel | Laufzeit    | Speed (Lauf) |             |
|-----|-----|-----------------------|---------------------------|-------------|------------|------------|-------------|--------------|-------------|
| 1   | 69  | <b>WEIDINGER Jörg</b> | Osella PA20/S BMW         |             |            |            |             |              |             |
|     |     | Lauf 1:               | 00:07.456                 | 180,76 km/h | 00:06.835  | 01:26.811  | 195,65 km/h | 01:41.102    | 149,55 km/h |
|     |     | Lauf 2:               | 00:07.799                 | 176,94 km/h | 00:07.461  | 01:34.506  | 195,65 km/h | 01:49.766    | 137,75 km/h |
|     |     | Lauf 3:               | 00:07.475                 | 180,99 km/h | 00:06.819  | 01:26.884  | 197,80 km/h | 01:41.178    | 149,44 km/h |
| 2   | 71  | <b>STEINER Marcel</b> | Martini MK77 / BMW        |             |            |            |             |              |             |
|     |     | Lauf 1:               | 00:07.788                 | 179,60 km/h | 00:07.346  | 01:26.948  | 200,00 km/h | 01:42.082    | 148,12 km/h |
|     |     | Lauf 2:               | 00:08.285                 | 160,86 km/h | 00:08.451  | 01:36.069  | 195,65 km/h | 01:52.805    | 134,04 km/h |
|     |     | Lauf 3:               | 00:07.372                 | 181,32 km/h | 00:07.142  | 01:26.345  | 200,00 km/h | 01:40.859    | 149,91 km/h |
| 3   | 66  | <b>BEHNKE Peter</b>   | Osella PA20/S BMW         |             |            |            |             |              |             |
|     |     | Lauf 1:               | 00:07.924                 | 178,53 km/h | 00:07.014  | 01:30.242  | 197,80 km/h | 01:45.180    | 143,75 km/h |
|     |     | Lauf 2:               | 00:07.930                 | 178,27 km/h | 00:07.310  | 01:35.959  | 193,55 km/h | 01:51.199    | 135,97 km/h |
|     |     | Lauf 3:               | 00:07.719                 | 178,28 km/h | 00:06.929  | 01:30.202  | 195,65 km/h | 01:44.850    | 144,21 km/h |
| 4   | 68  | <b>BEHNKE Michael</b> | Osella PA20/S BMW         |             |            |            |             |              |             |
|     |     | Lauf 1:               | 00:08.022                 | 167,41 km/h | 00:07.608  | 01:34.220  | 185,57 km/h | 01:49.850    | 137,64 km/h |
|     |     | Lauf 2:               | 00:08.411                 | 149,41 km/h | 00:08.454  | 01:43.571  | 183,67 km/h | 02:00.436    | 125,54 km/h |
|     |     | Lauf 3:               | 00:07.832                 | 171,39 km/h | 00:07.188  | 01:32.990  | 189,47 km/h | 01:48.010    | 139,99 km/h |
| 5   | 67  | <b>MÜLLER Urs</b>     | Argo JM/21                |             |            |            |             |              |             |
|     |     | Lauf 1:               | 00:08.535                 | 157,16 km/h | 00:07.617  | 01:39.407  | 176,47 km/h | 01:55.559    | 130,84 km/h |
|     |     | Lauf 2:               | 00:08.367                 | 159,21 km/h | 00:07.651  | 01:45.390  | 173,08 km/h | 02:01.408    | 124,54 km/h |
|     |     | Lauf 3:               | 00:08.428                 | 158,64 km/h | 00:07.516  | 01:39.069  | 178,22 km/h | 01:55.013    | 131,46 km/h |



# Int. 40. AvD/MSCR Hauenstein-Bergrennen

1. bis 2. August 2009

Deutsche Bergmeisterschaft / DMSB Bergpokal

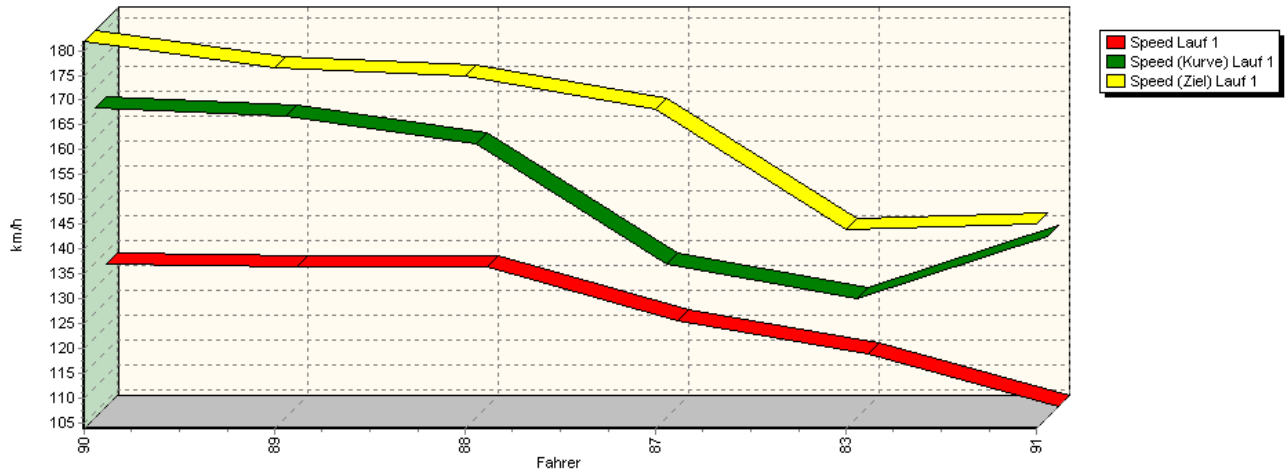
AvD Sportwagen-Berg-Cup / Classic Berg Cup

KW Gruppe H Berg-Cup

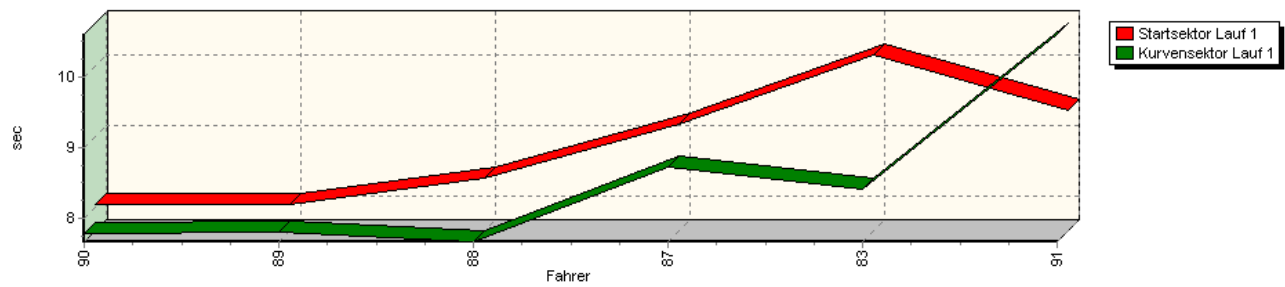


## Sektorzeiten & Speeds - Division II

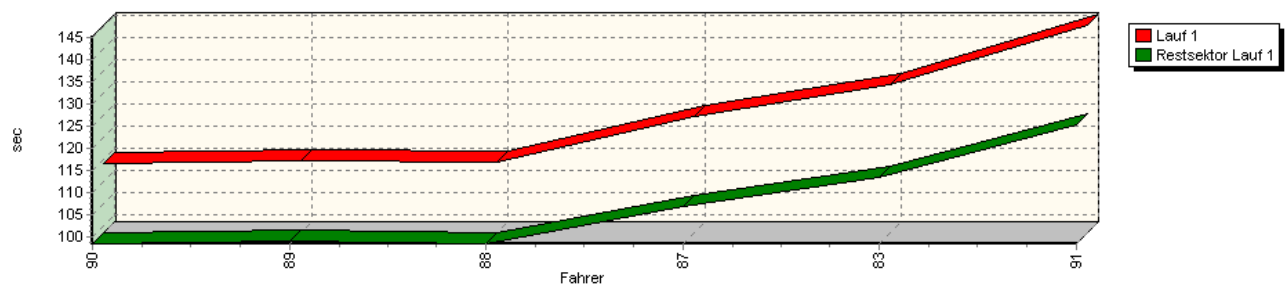
Speed-Diagramm Lauf 1



Sektor-Diagramm (Start) Lauf 1



Sektor-Diagramm (Rest) Lauf 1





# Int. 40. AvD/MSCR Hauenstein-Bergrennen

1. bis 2. August 2009

Deutsche Bergmeisterschaft / DMSB Bergpokal

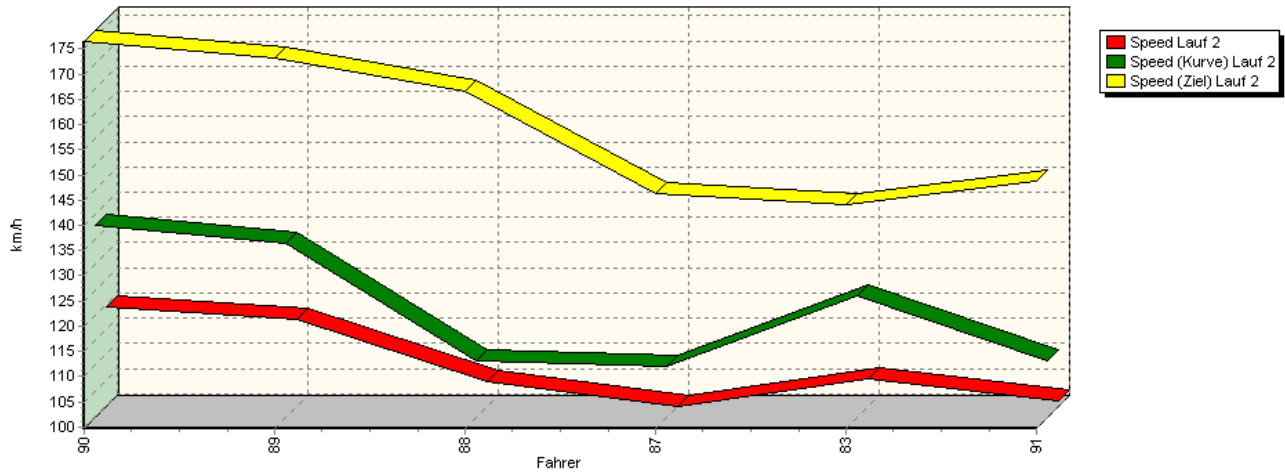
AvD Sportwagen-Berg-Cup / Classic Berg Cup

KW Gruppe H Berg-Cup

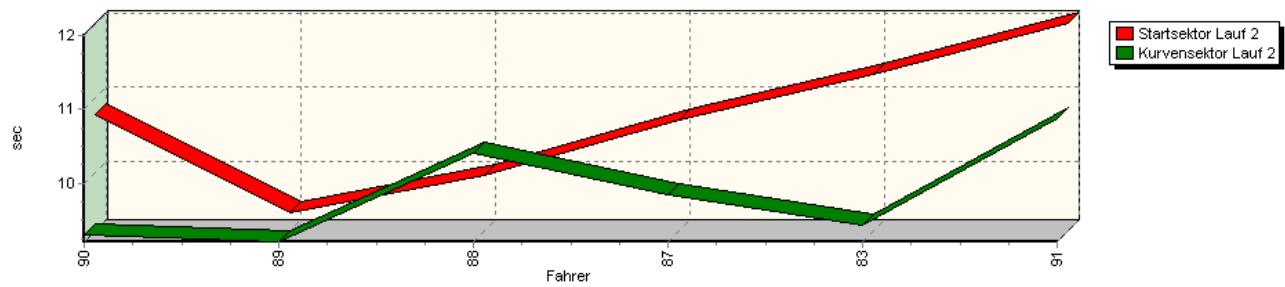


## Sektorzeiten & Speeds - Division II

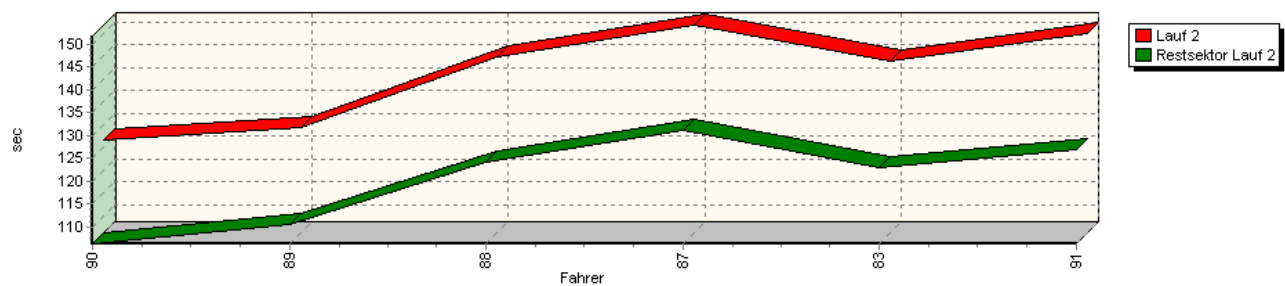
Speed-Diagramm Lauf 2



Sektor-Diagramm (Start) Lauf 2



Sektor-Diagramm (Rest) Lauf 2





# Int. 40. AvD/MSCR Hauenstein-Bergrennen

1. bis 2. August 2009

Deutsche Bergmeisterschaft / DMSB Bergpokal

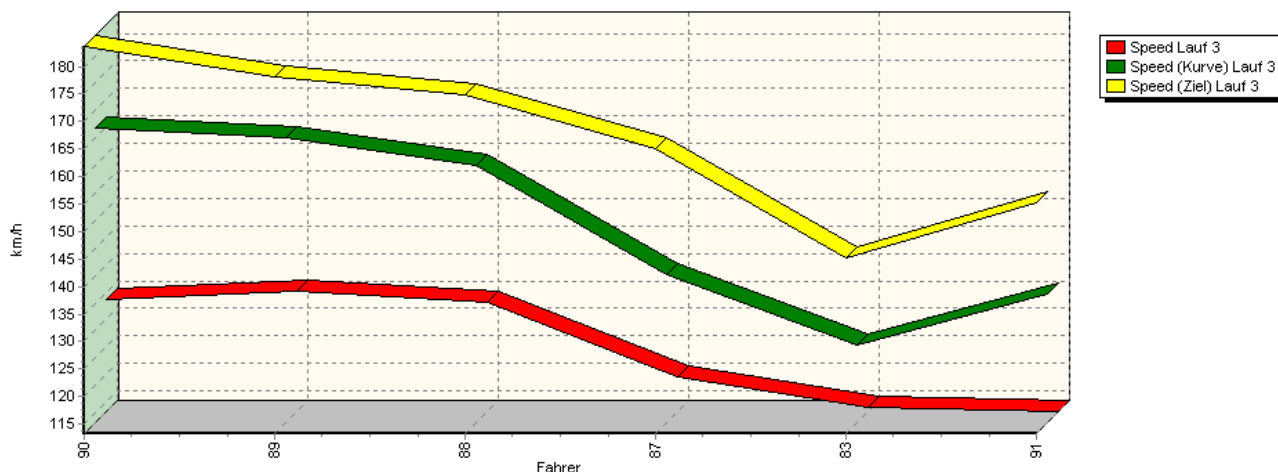
AvD Sportwagen-Berg-Cup / Classic Berg Cup

KW Gruppe H Berg-Cup

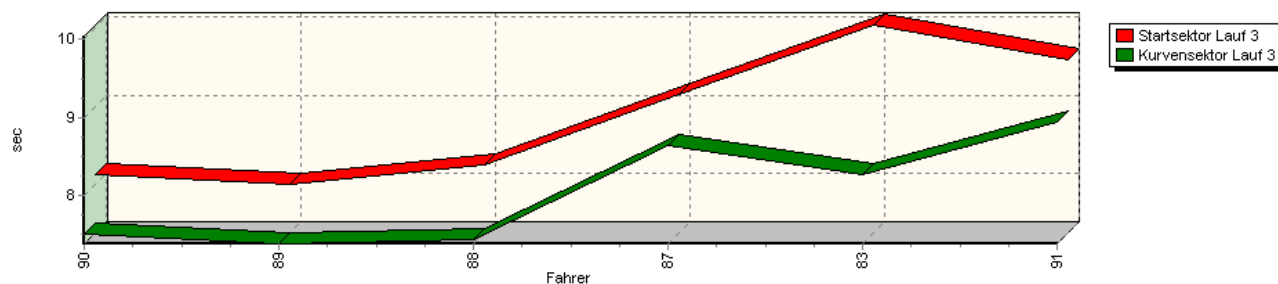


## Sektorzeiten & Speeds - Division II

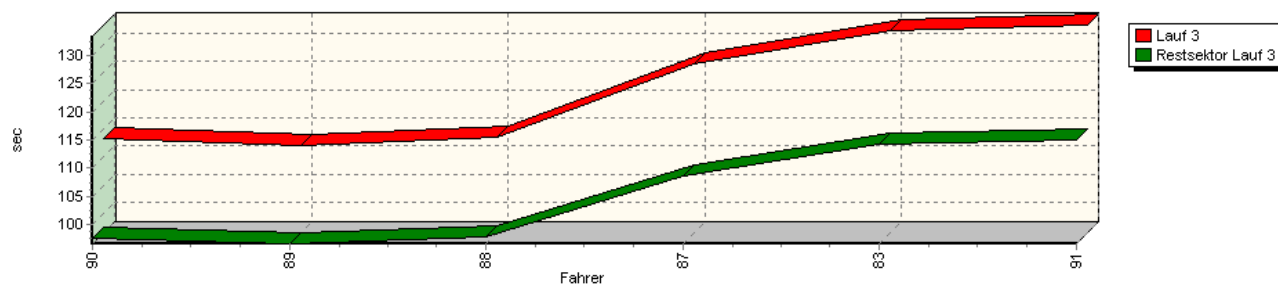
Speed-Diagramm Lauf 3



Sektor-Diagramm (Start) Lauf 3



Sektor-Diagramm (Rest) Lauf 3



| Rg. | Nr. | Startsektor        | Speed vor Kurve | 90°Kurve         | Restsektor | Speed Ziel | Laufzeit    | Speed (Lauf) |             |
|-----|-----|--------------------|-----------------|------------------|------------|------------|-------------|--------------|-------------|
| 1   | 90  | <b>SEITZ Franz</b> |                 | Risse Opel Lotus |            |            |             |              |             |
|     |     | Lauf 1:            | 00:08.046       | 166,25 km/h      | 00:07.792  | 01:38.281  | 181,82 km/h | 01:54.119    | 132,49 km/h |
|     |     | Lauf 2:            | 00:10.785       | 137,91 km/h      | 00:09.310  | 01:46.394  | 176,47 km/h | 02:06.489    | 119,54 km/h |
|     |     | Lauf 3:            | 00:08.124       | 166,90 km/h      | 00:07.508  | 01:37.572  | 183,67 km/h | 01:53.204    | 133,56 km/h |



## Int. 40. AvD/MSCR Hauenstein-Bergrennen

1. bis 2. August 2009

Deutsche Bergmeisterschaft / DMSB Bergpokal

AvD Sportwagen-Berg-Cup / Classic Berg Cup

KW Gruppe H Berg-Cup



### Sektorzeiten & Speeds - Division II

| Rg. | Nr. | Startsektor           | Speed vor Kurve 90°-Kurve |             | Restsektor | Speed Ziel | Laufzeit    | Speed (Lauf) |             |
|-----|-----|-----------------------|---------------------------|-------------|------------|------------|-------------|--------------|-------------|
| 2   | 89  | <b>RÖSSLER Thomas</b> | Dallara F3                |             |            |            |             |              |             |
|     |     | Lauf 1:               | 00:08.037                 | 164,55 km/h | 00:07.795  | 01:38.778  | 176,47 km/h | 01:54.610    | 131,93 km/h |
|     |     | Lauf 2:               | 00:09.468                 | 134,27 km/h | 00:09.219  | 01:50.698  | 173,08 km/h | 02:09.385    | 116,86 km/h |
|     |     | Lauf 3:               | 00:08.004                 | 165,03 km/h | 00:07.383  | 01:36.569  | 178,22 km/h | 01:51.956    | 135,05 km/h |
| 3   | 88  | <b>DEBRUYNE Frank</b> | Dallara F3                |             |            |            |             |              |             |
|     |     | Lauf 1:               | 00:08.412                 | 158,93 km/h | 00:07.666  | 01:38.390  | 174,76 km/h | 01:54.468    | 132,09 km/h |
|     |     | Lauf 2:               | 00:09.963                 | 110,83 km/h | 00:10.408  | 02:04.275  | 166,67 km/h | 02:24.646    | 104,53 km/h |
|     |     | Lauf 3:               | 00:08.258                 | 160,14 km/h | 00:07.435  | 01:37.879  | 174,76 km/h | 01:53.572    | 133,13 km/h |
| 4   | 87  | <b>MARSCHALL Paul</b> | Reynard F3                |             |            |            |             |              |             |
|     |     | Lauf 1:               | 00:09.188                 | 134,81 km/h | 00:08.724  | 01:46.864  | 168,22 km/h | 02:04.776    | 121,18 km/h |
|     |     | Lauf 2:               | 00:10.707                 | 109,84 km/h | 00:09.847  | 02:11.126  | 146,34 km/h | 02:31.680    | 99,68 km/h  |
|     |     | Lauf 3:               | 00:09.163                 | 140,24 km/h | 00:08.646  | 01:48.685  | 165,14 km/h | 02:06.494    | 119,53 km/h |
| 5   | 83  | <b>KEßLER Andreas</b> | Van Diemen VD80           |             |            |            |             |              |             |
|     |     | Lauf 1:               | 00:10.162                 | 127,80 km/h | 00:08.422  | 01:53.340  | 144,00 km/h | 02:11.924    | 114,61 km/h |
|     |     | Lauf 2:               | 00:11.323                 | 123,90 km/h | 00:09.440  | 02:02.979  | 144,00 km/h | 02:23.742    | 105,19 km/h |
|     |     | Lauf 3:               | 00:10.041                 | 127,41 km/h | 00:08.273  | 01:54.200  | 145,16 km/h | 02:12.514    | 114,10 km/h |
| 6   | 91  | <b>KRAUS Gebhard</b>  | Opel Lotus                |             |            |            |             |              |             |
|     |     | Lauf 1:               | 00:09.384                 | 140,39 km/h | 00:10.613  | 02:05.466  | 145,16 km/h | 02:25.463    | 103,94 km/h |
|     |     | Lauf 2:               | 00:12.014                 | 110,98 km/h | 00:10.885  | 02:07.003  | 148,76 km/h | 02:29.902    | 100,87 km/h |
|     |     | Lauf 3:               | 00:09.603                 | 136,70 km/h | 00:08.945  | 01:54.927  | 155,17 km/h | 02:13.475    | 113,28 km/h |