



# Int. 40. AvD/MSCR Hauenstein-Bergrennen

1. bis 2. August 2009

Deutsche Bergmeisterschaft / DMSB Bergpokal

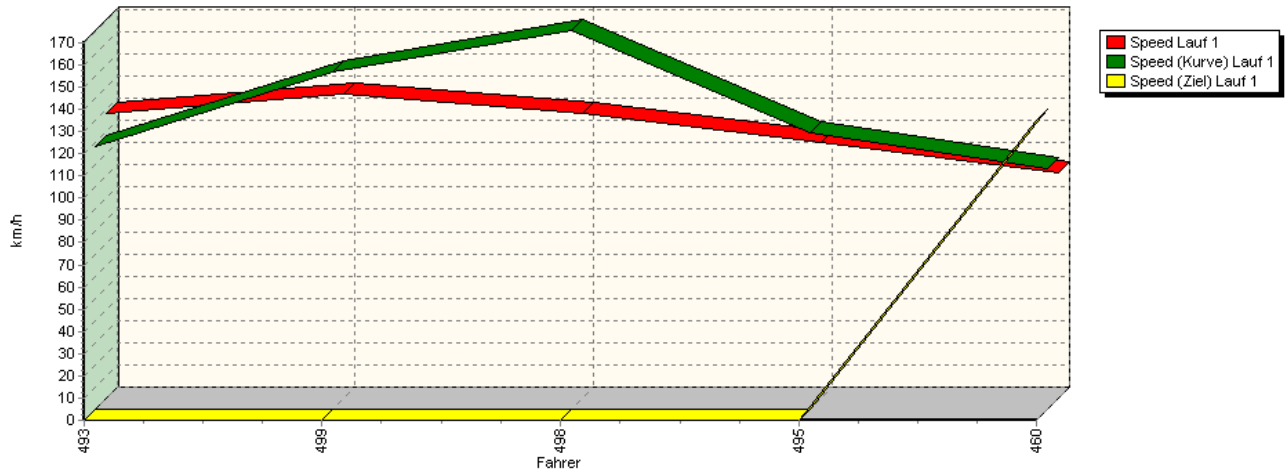
AvD Sportwagen-Berg-Cup / Classic Berg Cup

KW Gruppe H Berg-Cup

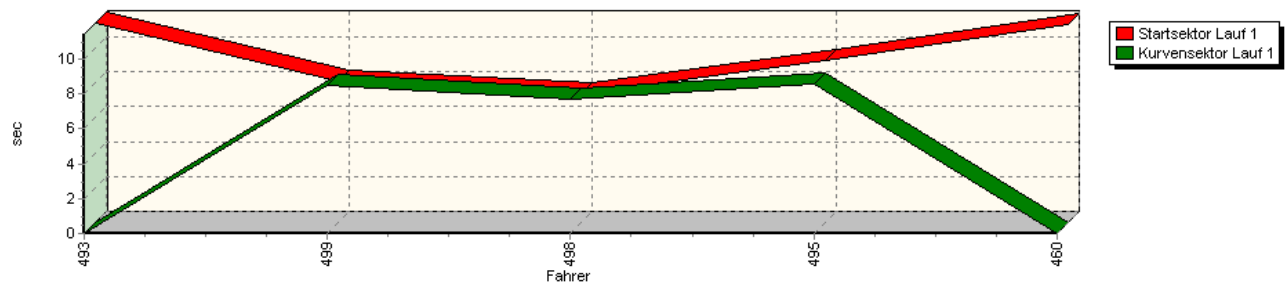


## Sektorzeiten & Speeds - Gruppe FS/E1

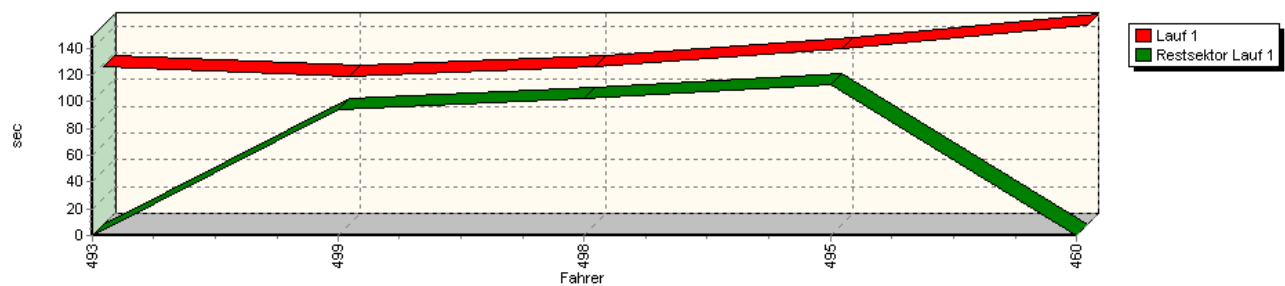
Speed-Diagramm Lauf 1



Sektor-Diagramm (Start) Lauf 1



Sektor-Diagramm (Rest) Lauf 1





# Int. 40. AvD/MSCR Hauenstein-Bergrennen

1. bis 2. August 2009

Deutsche Bergmeisterschaft / DMSB Bergpokal

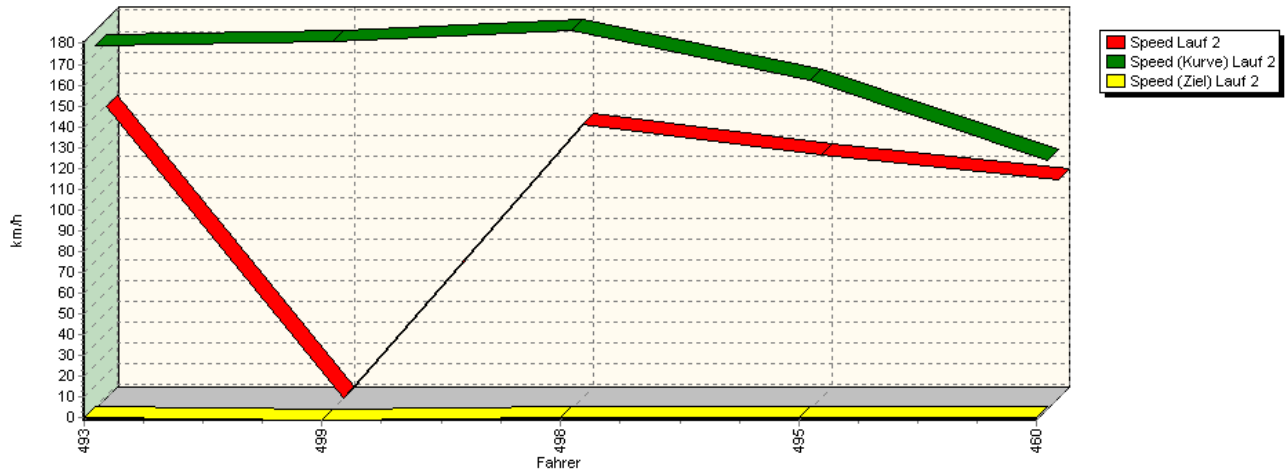
AvD Sportwagen-Berg-Cup / Classic Berg Cup

KW Gruppe H Berg-Cup

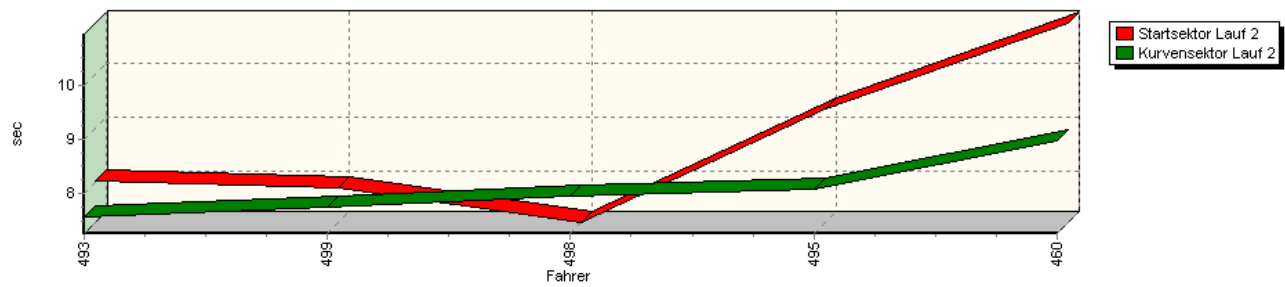


## Sektorzeiten & Speeds - Gruppe FS/E1

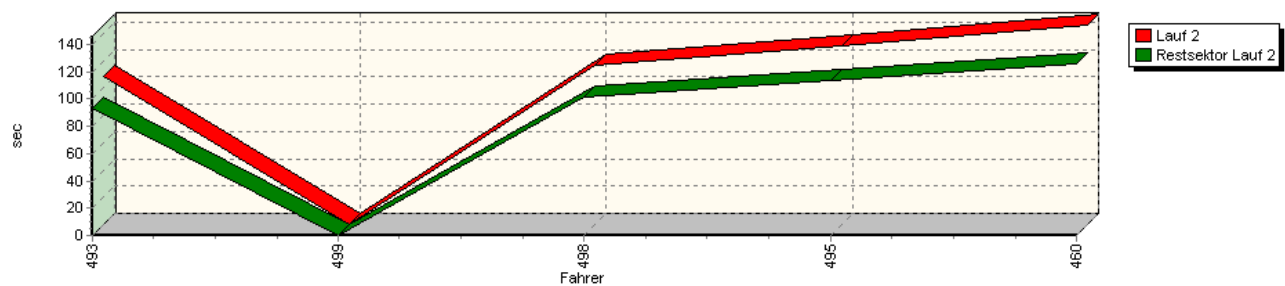
Speed-Diagramm Lauf 2



Sektor-Diagramm (Start) Lauf 2



Sektor-Diagramm (Rest) Lauf 2





# Int. 40. AvD/MSCR Hauenstein-Bergrennen

1. bis 2. August 2009

Deutsche Bergmeisterschaft / DMSB Bergpokal

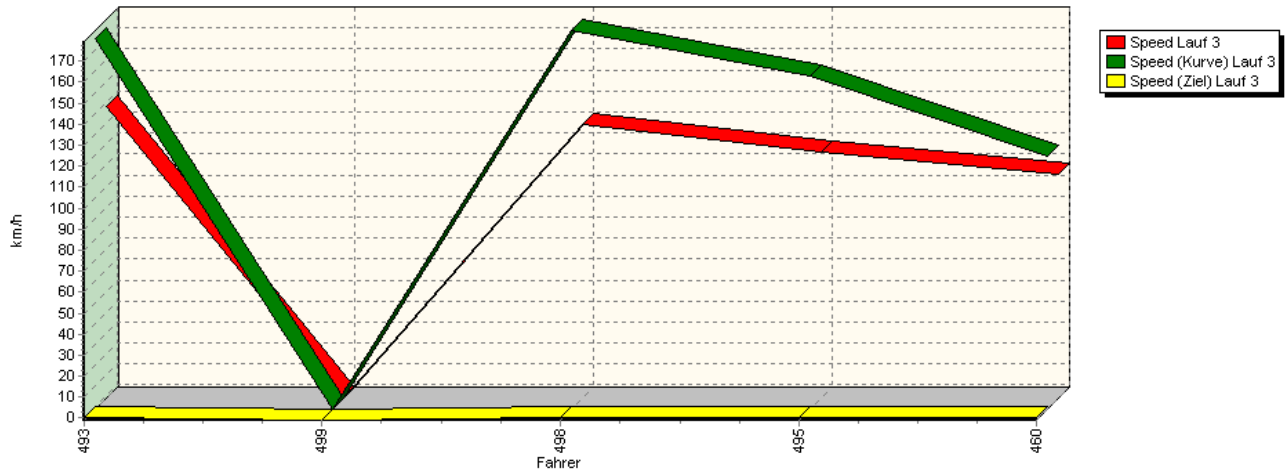
AvD Sportwagen-Berg-Cup / Classic Berg Cup

KW Gruppe H Berg-Cup

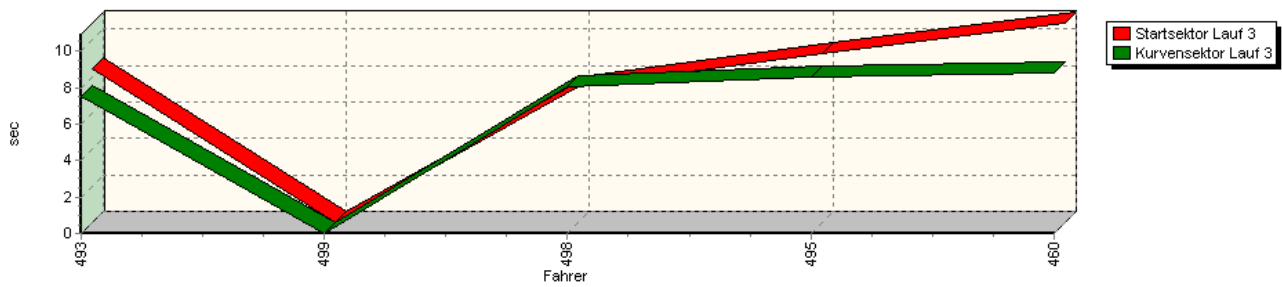


## Sektorzeiten & Speeds - Gruppe FS/E1

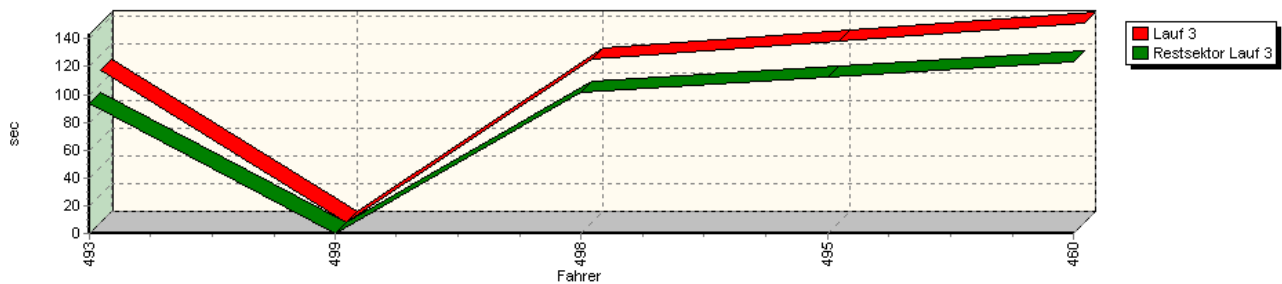
Speed-Diagramm Lauf 3



Sektor-Diagramm (Start) Lauf 3



Sektor-Diagramm (Rest) Lauf 3



| Rg. | Nr. | Startsektor        | Speed vor Kurve | 90°Kurve        | Restsektor | Speed Ziel | Laufzeit  | Speed (Lauf) |             |
|-----|-----|--------------------|-----------------|-----------------|------------|------------|-----------|--------------|-------------|
| 1   | 493 | <b>MEISEL Reto</b> |                 | Mercedes 190 V8 |            |            |           |              |             |
|     |     | Lauf 1:            | 00:11.419       | 118,03 km/h     | *          | *          | 0,00 km/h | 01:58.169    | 127,95 km/h |
|     |     | Lauf 2:            | 00:08.021       | 173,96 km/h     | 00:07.556  | 01:32.851  | 0,00 km/h | 01:48.428    | 139,45 km/h |
|     |     | Lauf 3:            | 00:08.444       | 175,69 km/h     | 00:07.551  | 01:33.565  | 0,00 km/h | 01:49.560    | 138,01 km/h |



## Int. 40. AvD/MSCR Hauenstein-Bergrennen

1. bis 2. August 2009

Deutsche Bergmeisterschaft / DMSB Bergpokal

AvD Sportwagen-Berg-Cup / Classic Berg Cup

KW Gruppe H Berg-Cup



### Sektorzeiten & Speeds - Gruppe FS/E1

| Rg. | Nr. | Startsektor            | Speed vor Kurve 90°Kurve |             | Restsektor | Speed Ziel | Laufzeit    | Speed (Lauf) |             |
|-----|-----|------------------------|--------------------------|-------------|------------|------------|-------------|--------------|-------------|
| 2   | 499 | <b>BRENNER Norbert</b> | Opel Astra DTM V8        |             |            |            |             |              |             |
|     |     | Lauf 1:                | 00:08.093                | 151,66 km/h | 00:08.523  | 01:33.920  | 0,00 km/h   | 01:50.536    | 136,79 km/h |
|     |     | Lauf 2:                | 00:07.882                | 175,89 km/h | 00:07.739  | *          | * km/h      | A            | * km/h      |
|     |     | Lauf 3:                | *                        | * km/h      | *          | *          | * km/h      | *            | * km/h      |
| 3   | 498 | <b>HANDA Norbert</b>   | Lancia Delta Evo3        |             |            |            |             |              |             |
|     |     | Lauf 1:                | 00:07.358                | 170,49 km/h | 00:07.718  | 01:42.669  | 0,00 km/h   | 01:57.745    | 128,41 km/h |
|     |     | Lauf 2:                | 00:07.238                | 180,97 km/h | 00:07.926  | 01:40.856  | 0,00 km/h   | 01:56.020    | 130,32 km/h |
|     |     | Lauf 3:                | 00:07.418                | 179,42 km/h | 00:08.029  | 01:41.719  | 0,00 km/h   | 01:57.166    | 129,05 km/h |
| 4   | 495 | <b>RÖCK Roland</b>     | VW Golf                  |             |            |            |             |              |             |
|     |     | Lauf 1:                | 00:09.291                | 124,56 km/h | 00:08.588  | 01:53.214  | 0,00 km/h   | 02:11.093    | 115,34 km/h |
|     |     | Lauf 2:                | 00:09.349                | 156,90 km/h | 00:08.076  | 01:53.197  | 0,00 km/h   | 02:10.622    | 115,75 km/h |
|     |     | Lauf 3:                | 00:09.239                | 157,51 km/h | 00:08.575  | 01:52.637  | 0,00 km/h   | 02:10.451    | 115,91 km/h |
| 5   | 460 | <b>STELBERG Thomas</b> | Opel Corsa               |             |            |            |             |              |             |
|     |     | Lauf 1:                | 00:11.344                | 108,42 km/h | *          | *          | 134,73 km/h | 02:29.125    | 101,39 km/h |
|     |     | Lauf 2:                | 00:10.966                | 118,63 km/h | 00:08.979  | 02:05.963  | 0,00 km/h   | 02:25.908    | 103,63 km/h |
|     |     | Lauf 3:                | 00:10.933                | 119,59 km/h | 00:08.770  | 02:03.612  | 0,00 km/h   | 02:23.315    | 105,50 km/h |