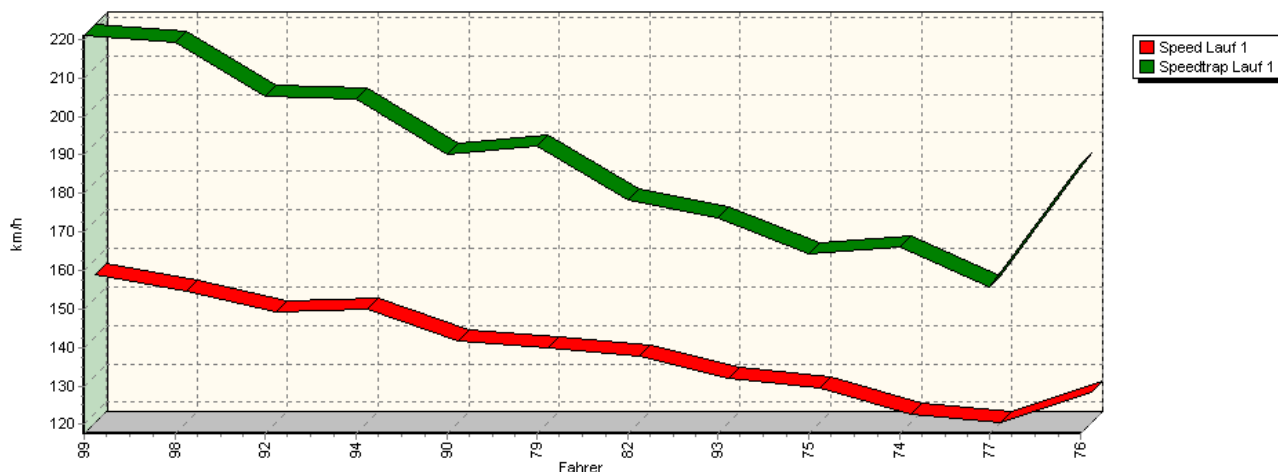
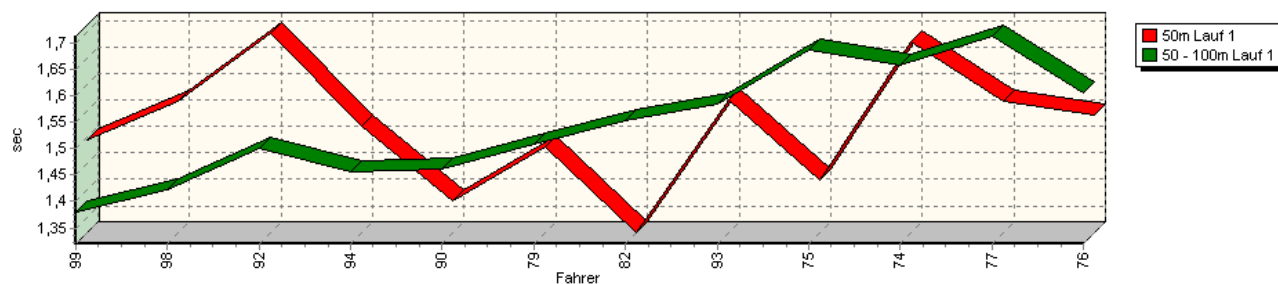


Sektorzeiten & Speeds - Gruppe D/E2-SS

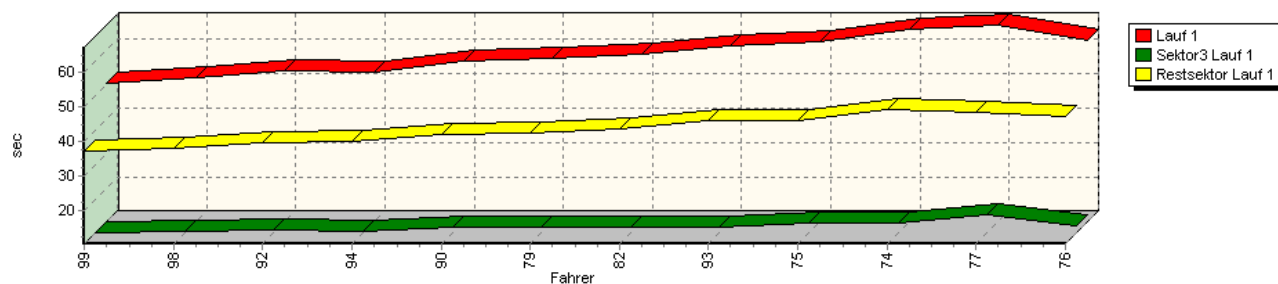
Speed-Diagramm Lauf 1



Sektor-Diagramm (Start) Lauf 1

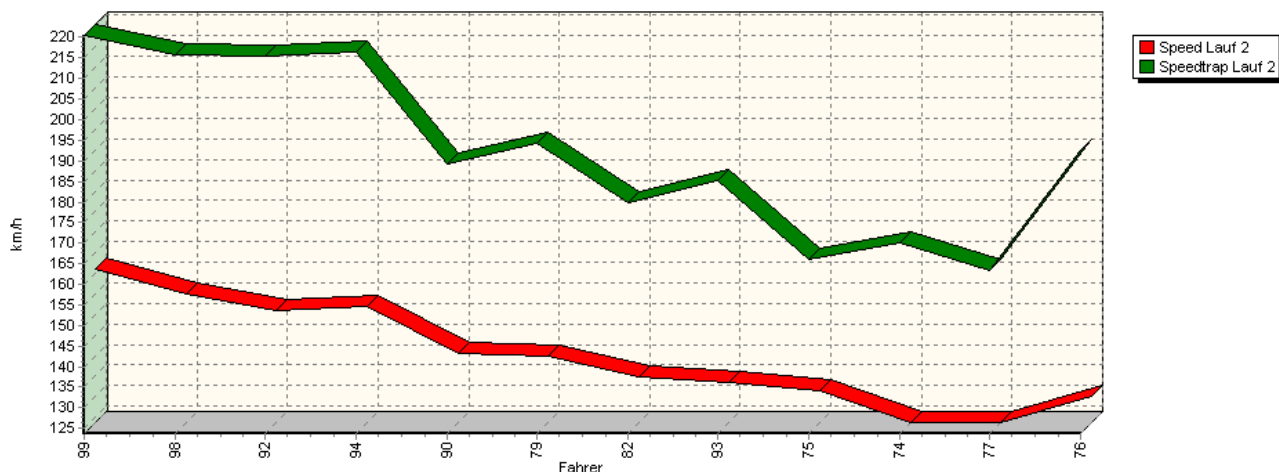


Sektor-Diagramm (Rest) Lauf 1

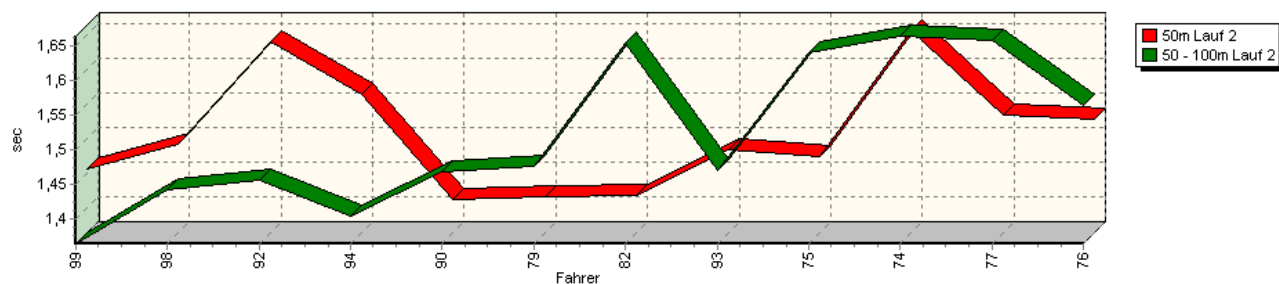


Sektorzeiten & Speeds - Gruppe D/E2-SS

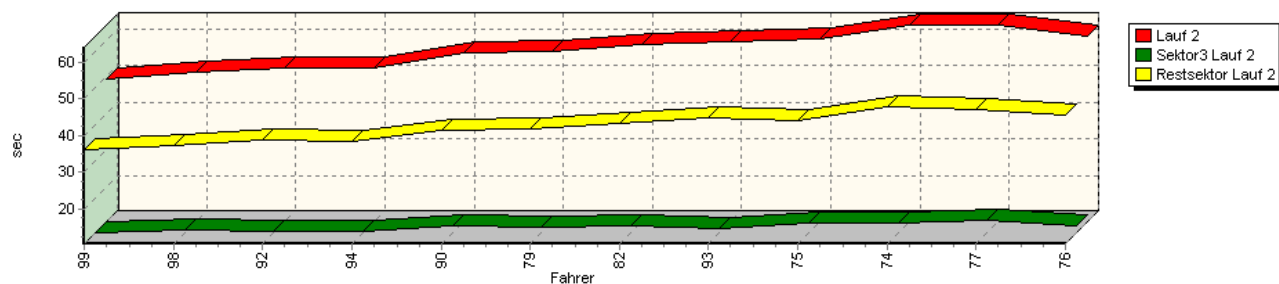
Speed-Diagramm Lauf 2



Sektor-Diagramm (Start) Lauf 2

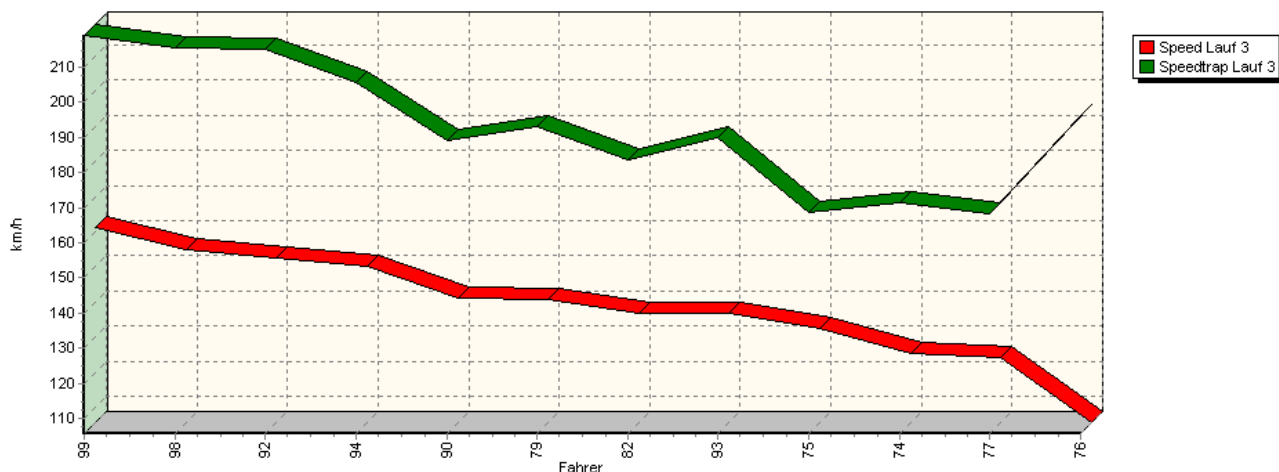


Sektor-Diagramm (Rest) Lauf 2

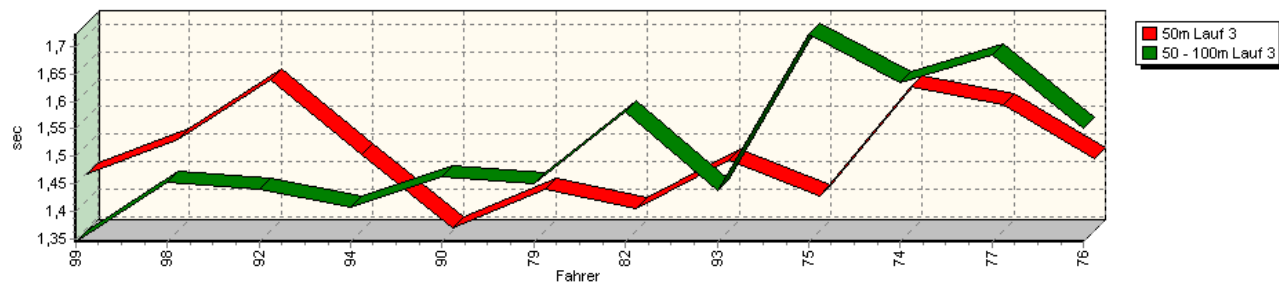


Sektorzeiten & Speeds - Gruppe D/E2-SS

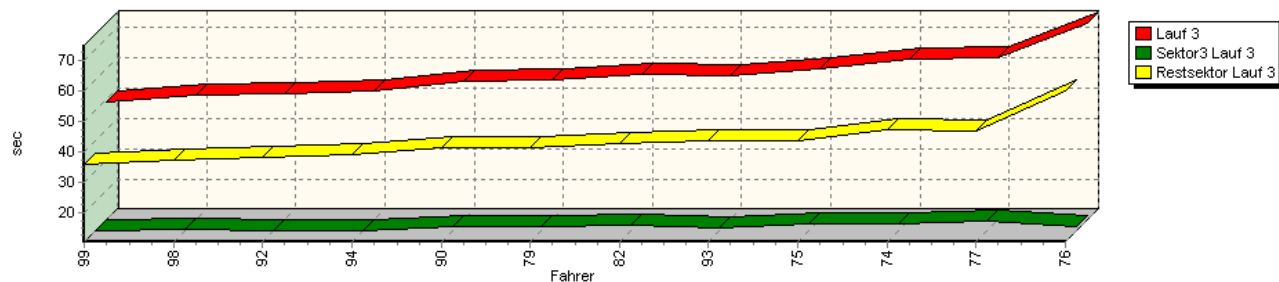
Speed-Diagramm Lauf 3



Sektor-Diagramm (Start) Lauf 3

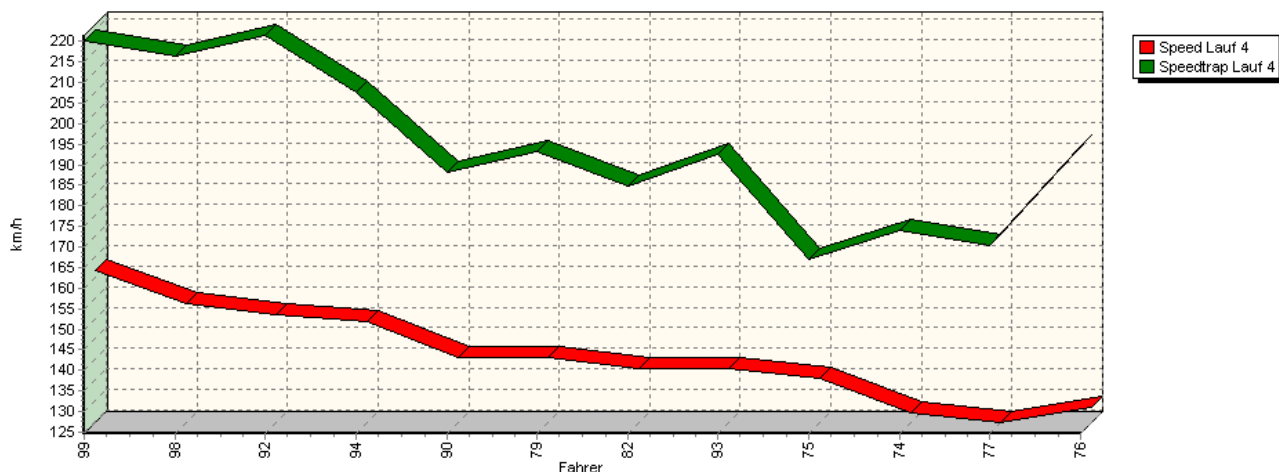


Sektor-Diagramm (Rest) Lauf 3

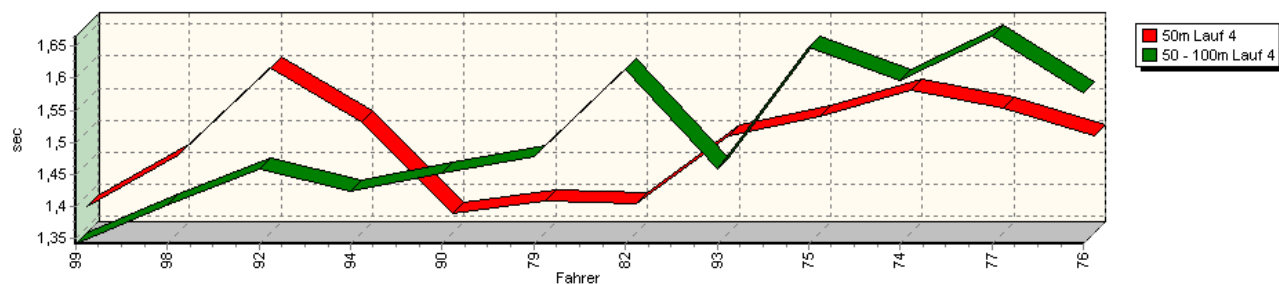


Sektorzeiten & Speeds - Gruppe D/E2-SS

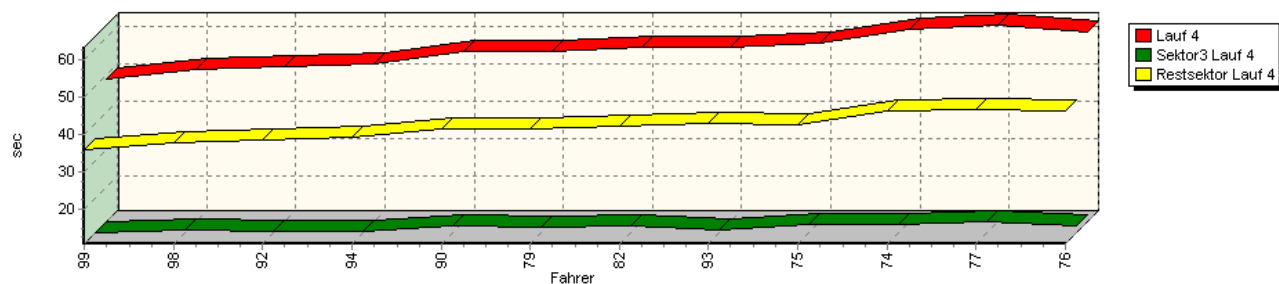
Speed-Diagramm Lauf 4



Sektor-Diagramm (Start) Lauf 4



Sektor-Diagramm (Rest) Lauf 4



Rg.	Nr.	Sektor 1 (15m)	Sektor 2 (15-50m)	Sektor 3	Speed Trap	Sektor 4	Laufzeit	Speed (Lauf)	
1	99	REGAL Lionel		Reynard 01 L					
		Lauf 1:	00:01.494	00:01.379	00:10.524	221,02 km/h	00:37.313	00:50.710	156,18 km/h
		Lauf 2:	00:01.456	00:01.364	00:10.392	220,49 km/h	00:35.957	00:49.169	161,08 km/h
		Lauf 3:	00:01.448	00:01.345	00:10.536	219,01 km/h	00:35.798	00:49.127	161,22 km/h
		Lauf 4:	00:01.383	00:01.341	00:10.483	220,26 km/h	00:35.773	00:48.980	161,70 km/h

Sektorzeiten & Speeds - Gruppe D/E2-SS

Rg.	Nr.		Sektor 1 (15m)	Sektor 2 (15-50m)	Sektor 3	Speed Trap	Sektor 4	Laufzeit	Speed (Lauf)
2	98	BORMOLINI Fausto		Reynard K02					
		Lauf 1:	00:01.569	00:01.421	00:10.972	219,22 km/h	00:38.190	00:52.152	151,86 km/h
		Lauf 2:	00:01.492	00:01.442	00:11.010	215,74 km/h	00:37.103	00:51.047	155,15 km/h
		Lauf 3:	00:01.512	00:01.453	00:10.996	215,35 km/h	00:37.203	00:51.164	154,80 km/h
		Lauf 4:	00:01.463	00:01.401	00:11.110	216,56 km/h	00:37.647	00:51.621	153,43 km/h
3	92	NEVERIL Dusan		Lola 003					
		Lauf 1:	00:01.697	00:01.500	00:11.272	205,39 km/h	00:39.667	00:54.136	146,30 km/h
		Lauf 2:	00:01.639	00:01.456	00:10.737	215,37 km/h	00:38.620	00:52.452	150,99 km/h
		Lauf 3:	00:01.619	00:01.441	00:10.591	215,23 km/h	00:38.332	00:51.983	152,36 km/h
		Lauf 4:	00:01.598	00:01.458	00:10.928	221,44 km/h	00:38.520	00:52.504	150,84 km/h
4	94	WALDY Herrmann		Reynard 94D Formel 3000					
		Lauf 1:	00:01.520	00:01.456	00:10.878	204,43 km/h	00:39.948	00:53.802	147,21 km/h
		Lauf 2:	00:01.564	00:01.405	00:10.714	216,53 km/h	00:38.435	00:52.118	151,96 km/h
		Lauf 3:	00:01.482	00:01.408	00:10.556	205,53 km/h	00:39.300	00:52.746	150,15 km/h
		Lauf 4:	00:01.514	00:01.424	00:10.923	207,60 km/h	00:39.218	00:53.079	149,21 km/h
5	90	DEBRUYNE Frank		Dallara F 393					
		Lauf 1:	00:01.381	00:01.460	00:12.221	190,29 km/h	00:41.945	00:57.007	138,93 km/h
		Lauf 2:	00:01.413	00:01.468	00:12.106	189,19 km/h	00:41.368	00:56.355	140,54 km/h
		Lauf 3:	00:01.350	00:01.464	00:12.099	189,12 km/h	00:41.161	00:56.074	141,24 km/h
		Lauf 4:	00:01.372	00:01.452	00:12.218	188,14 km/h	00:41.355	00:56.397	140,43 km/h
6	79	SEITZ Franz		Opel Lotus Reynard					
		Lauf 1:	00:01.481	00:01.507	00:12.175	192,26 km/h	00:42.621	00:57.784	137,06 km/h
		Lauf 2:	00:01.417	00:01.475	00:11.877	194,12 km/h	00:41.903	00:56.672	139,75 km/h
		Lauf 3:	00:01.421	00:01.450	00:11.996	192,89 km/h	00:41.360	00:56.227	140,86 km/h
		Lauf 4:	00:01.390	00:01.478	00:12.078	193,14 km/h	00:41.415	00:56.361	140,52 km/h
7	82	STOLLNBERGER Andreas		Opel Lotus					
		Lauf 1:	00:01.320	00:01.553	00:12.114	178,46 km/h	00:43.788	00:58.775	134,75 km/h
		Lauf 2:	00:01.419	00:01.654	00:12.451	179,76 km/h	00:43.169	00:58.693	134,94 km/h
		Lauf 3:	00:01.384	00:01.581	00:12.296	183,65 km/h	00:42.687	00:57.948	136,67 km/h
		Lauf 4:	00:01.387	00:01.614	00:12.188	184,94 km/h	00:42.332	00:57.521	137,69 km/h
8	93	PEDRONI Gabriella		Lola B99/50 Zytek					
		Lauf 1:	00:01.572	00:01.583	00:12.122	173,70 km/h	00:46.125	01:01.402	128,99 km/h
		Lauf 2:	00:01.484	00:01.469	00:11.667	185,28 km/h	00:44.735	00:59.355	133,43 km/h
		Lauf 3:	00:01.473	00:01.438	00:11.339	189,77 km/h	00:43.652	00:57.902	136,78 km/h
		Lauf 4:	00:01.493	00:01.459	00:11.408	192,63 km/h	00:43.133	00:57.493	137,76 km/h
9	75	BENESCH Mario		Opel Lotus					
		Lauf 1:	00:01.419	00:01.687	00:13.280	164,42 km/h	00:46.188	01:02.574	126,57 km/h
		Lauf 2:	00:01.474	00:01.640	00:13.063	166,20 km/h	00:44.023	01:00.200	131,56 km/h
		Lauf 3:	00:01.408	00:01.722	00:12.951	168,85 km/h	00:43.663	00:59.744	132,56 km/h
		Lauf 4:	00:01.522	00:01.648	00:12.850	167,13 km/h	00:42.469	00:58.489	135,41 km/h
10	74	BIHL Bernhard		Black Forest Formula Eigenbau					
		Lauf 1:	00:01.681	00:01.656	00:13.417	165,92 km/h	00:49.350	01:06.104	119,81 km/h
		Lauf 2:	00:01.655	00:01.664	00:12.966	170,02 km/h	00:47.720	01:04.005	123,74 km/h
		Lauf 3:	00:01.606	00:01.633	00:12.804	171,26 km/h	00:47.046	01:03.089	125,54 km/h
		Lauf 4:	00:01.565	00:01.596	00:12.821	174,20 km/h	00:46.290	01:02.272	127,18 km/h

Sektorzeiten & Speeds - Gruppe D/E2-SS

Rg.	Nr.		Sektor 1 (15m)	Sektor 2 (15-50m)	Sektor 3	Speed Trap	Sektor 4	Laufzeit	Speed (Lauf)
11	77	KRAUS Gebhard		Opel Lotus					
		Lauf 1:	00:01.568	00:01.712	00:15.537	155,52 km/h	00:48.514	01:07.331	117,63 km/h
		Lauf 2:	00:01.535	00:01.658	00:13.630	163,37 km/h	00:47.137	01:03.960	123,83 km/h
		Lauf 3:	00:01.574	00:01.684	00:13.591	168,23 km/h	00:46.855	01:03.704	124,32 km/h
		Lauf 4:	00:01.537	00:01.666	00:13.473	170,32 km/h	00:46.854	01:03.530	124,67 km/h
12	76	KÖPPEL Rolf		Martini/BMW MK 49					
		Lauf 1:	00:01.541	00:01.606	00:12.381	187,48 km/h	00:47.499	01:03.027	125,66 km/h
		Lauf 2:	00:01.529	00:01.564	00:12.388	192,63 km/h	00:45.377	01:00.858	130,14 km/h
		Lauf 3:	00:01.476	00:01.550	00:12.094	196,08 km/h	00:59.798	01:14.918	105,72 km/h
		Lauf 4:	00:01.493	00:01.578	00:12.282	194,69 km/h	00:46.302	01:01.655	128,46 km/h