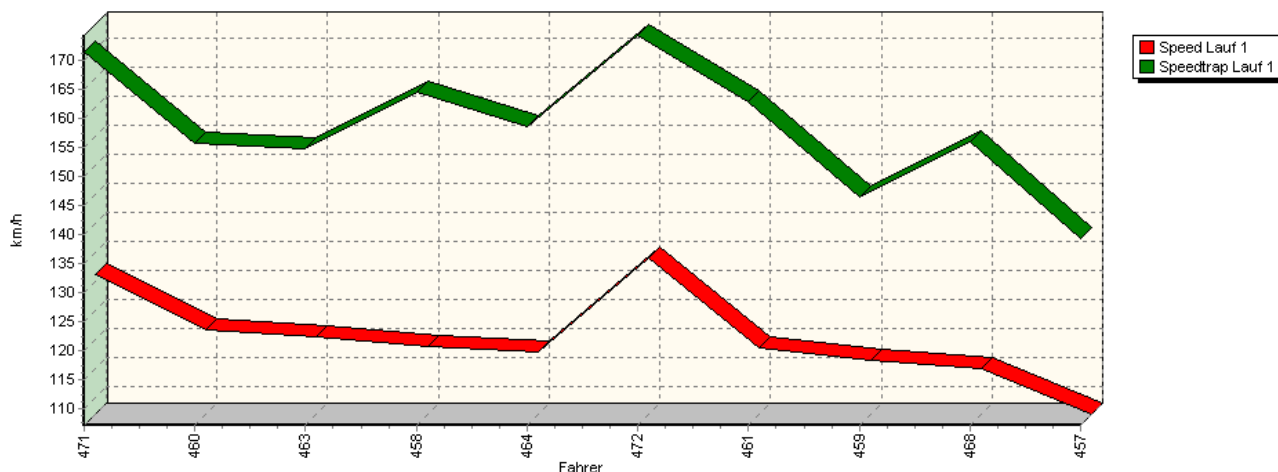
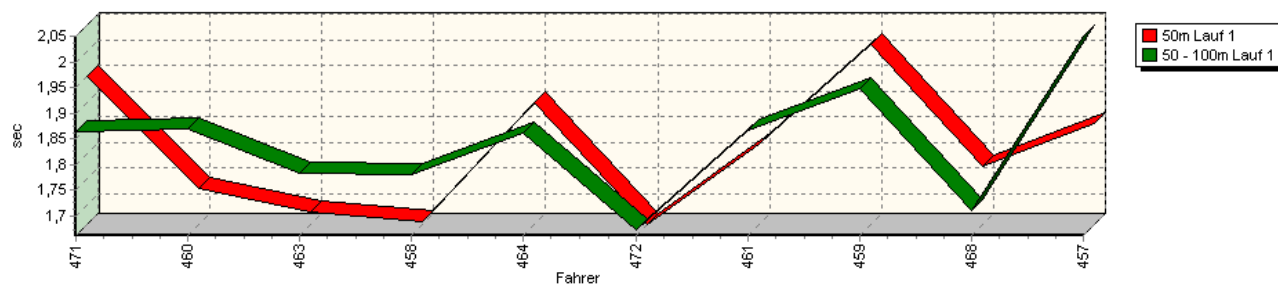


## Sektorzeiten & Speeds - Gruppe E1 bis 2000 ccm - Klasse 27

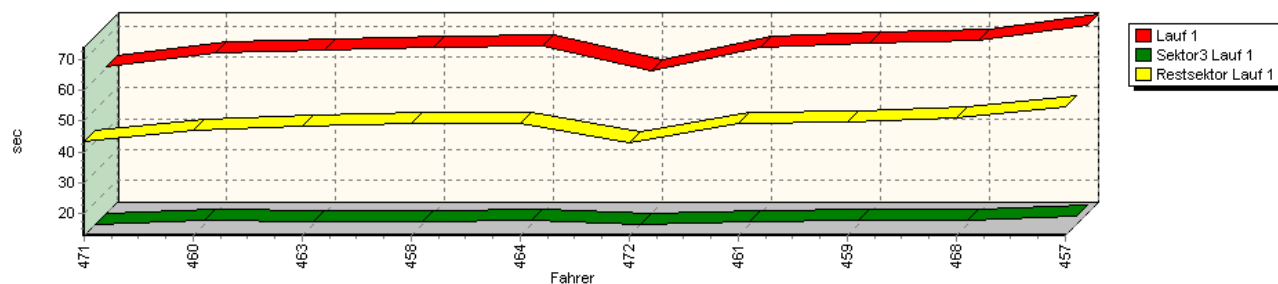
Speed-Diagramm Lauf 1



Sektor-Diagramm (Start) Lauf 1

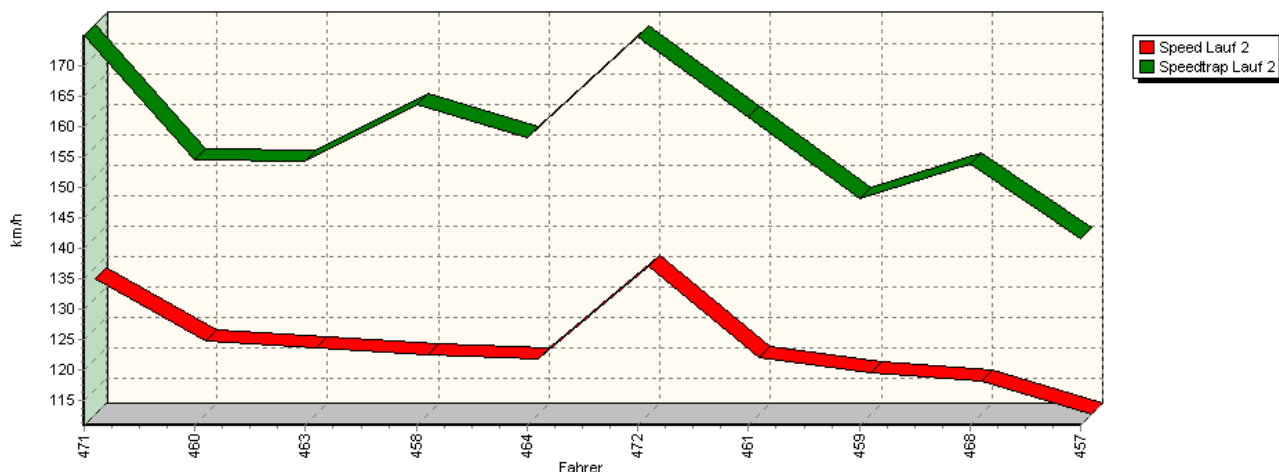


Sektor-Diagramm (Rest) Lauf 1

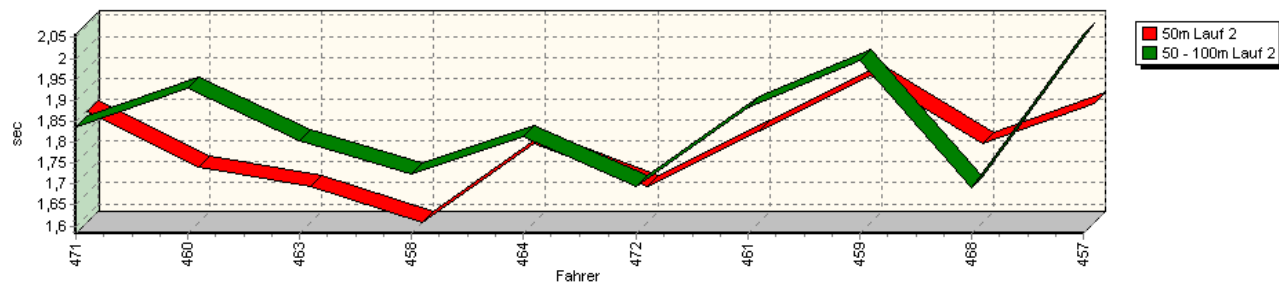


## Sektorzeiten & Speeds - Gruppe E1 bis 2000 ccm - Klasse 27

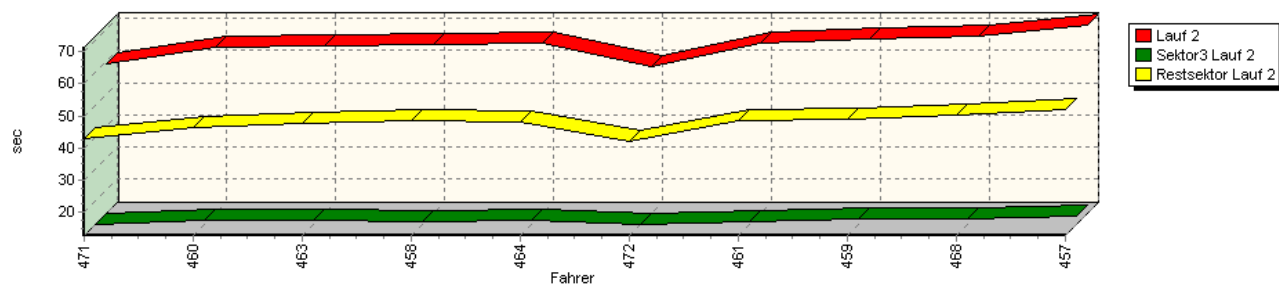
Speed-Diagramm Lauf 2



Sektor-Diagramm (Start) Lauf 2

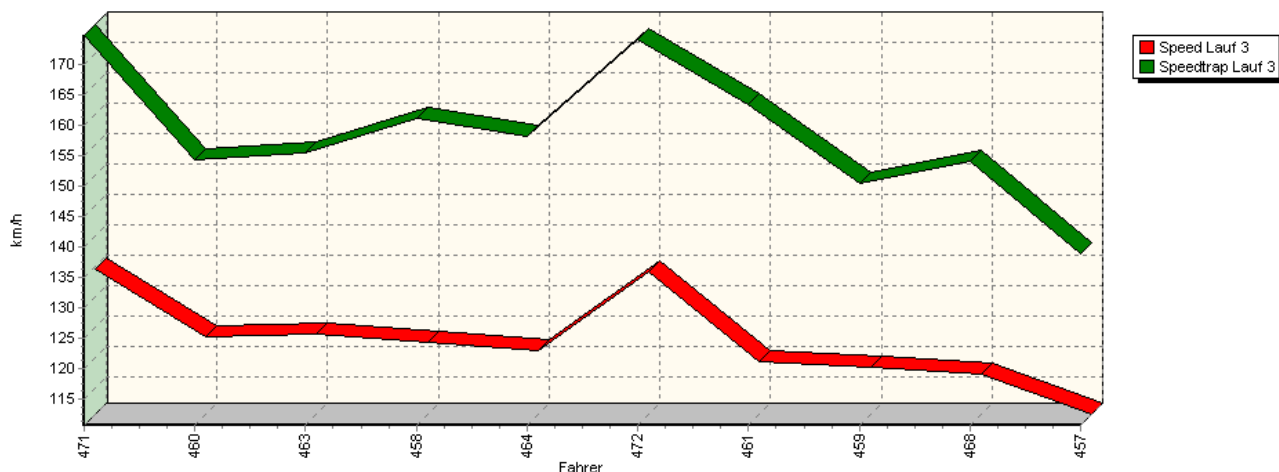


Sektor-Diagramm (Rest) Lauf 2

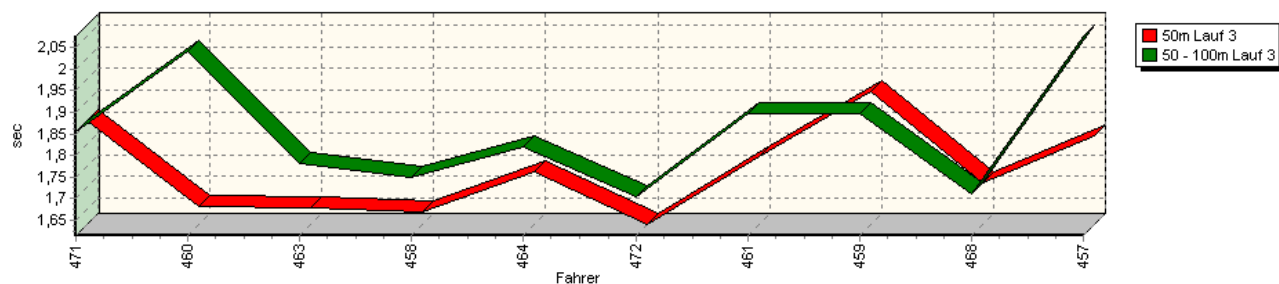


## Sektorzeiten & Speeds - Gruppe E1 bis 2000 ccm - Klasse 27

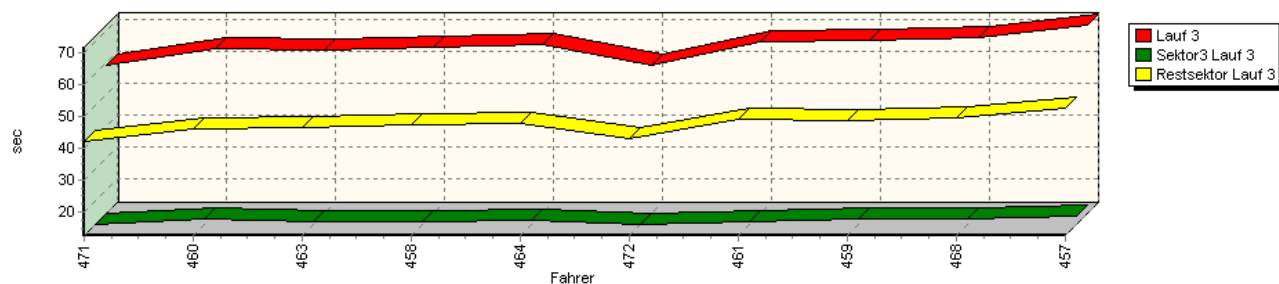
Speed-Diagramm Lauf 3



Sektor-Diagramm (Start) Lauf 3



Sektor-Diagramm (Rest) Lauf 3

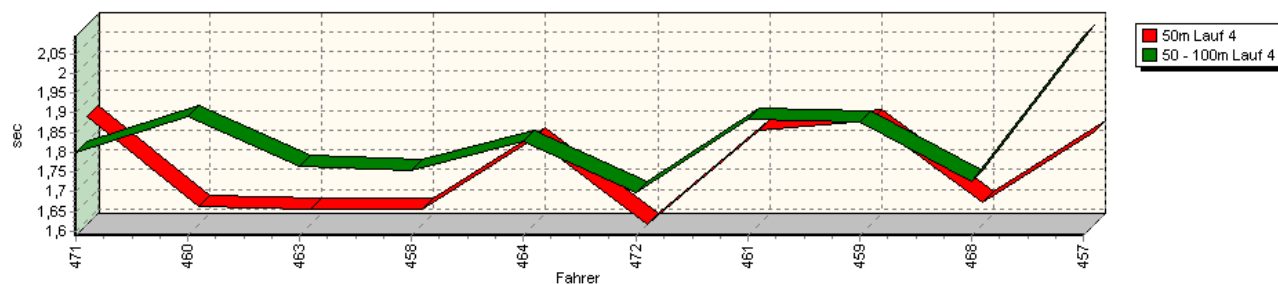


## Sektorzeiten & Speeds - Gruppe E1 bis 2000 ccm - Klasse 27

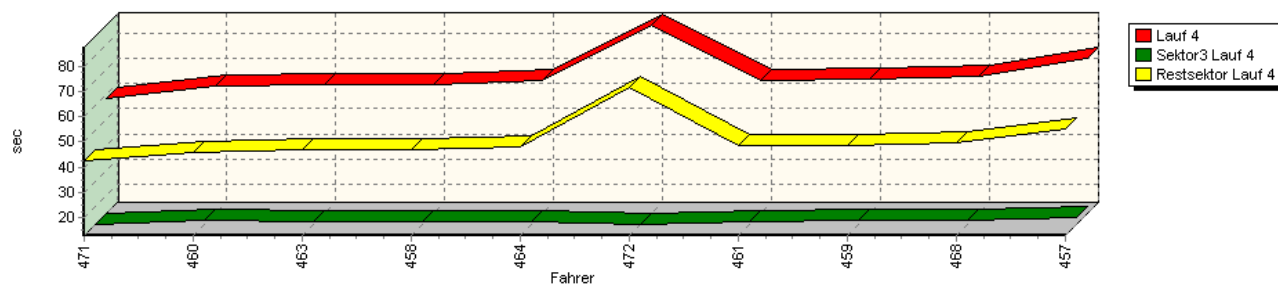
Speed-Diagramm Lauf 4



Sektor-Diagramm (Start) Lauf 4



Sektor-Diagramm (Rest) Lauf 4



Rg.	Nr.	Sektor 1 (15m)	Sektor 2 (15-50m)	Sektor 3	Speed Trap	Sektor 4	Laufzeit	Speed (Lauf)	
1	471	<b>AUER Christian</b>		Ford Mondeo STW					
		Lauf 1:	00:01.950	00:01.865	00:12.925	171,22 km/h	00:43.628	01:00.368	131,20 km/h
		Lauf 2:	00:01.848	00:01.838	00:12.782	174,99 km/h	00:42.937	00:59.405	133,32 km/h
		Lauf 3:	00:01.856	00:01.854	00:12.819	174,70 km/h	00:42.351	00:58.880	134,51 km/h
		Lauf 4:	00:01.862	00:01.801	00:12.747	174,23 km/h	00:42.274	00:58.684	134,96 km/h

## Sektorzeiten & Speeds - Gruppe E1 bis 2000 ccm - Klasse 27

Rg.	Nr.		Sektor 1 (15m)	Sektor 2 (15-50m)	Sektor 3	Speed Trap	Sektor 4	Laufzeit	Speed (Lauf)
2	460	<b>REIN Richard</b>	Ford Capri 2000 RS						
		Lauf 1:	00:01.731	00:01.871	00:14.281	155,71 km/h	00:47.235	01:05.118	121,63 km/h
		Lauf 2:	00:01.713	00:01.928	00:14.175	154,67 km/h	00:46.536	01:04.352	123,07 km/h
		Lauf 3:	00:01.657	00:02.041	00:14.383	154,32 km/h	00:46.171	01:04.252	123,27 km/h
		Lauf 4:	00:01.633	00:01.892	00:14.126	155,16 km/h	00:45.904	01:03.555	124,62 km/h
3	463	<b>ROTHENBERGER Sandro</b>	Opel Kadett C						
		Lauf 1:	00:01.687	00:01.783	00:13.760	154,77 km/h	00:48.523	01:05.753	120,45 km/h
		Lauf 2:	00:01.668	00:01.803	00:13.884	154,35 km/h	00:47.652	01:05.007	121,83 km/h
		Lauf 3:	00:01.651	00:01.781	00:13.838	155,35 km/h	00:46.714	01:03.984	123,78 km/h
		Lauf 4:	00:01.626	00:01.763	00:13.586	161,11 km/h	00:46.914	01:03.889	123,96 km/h
4	458	<b>GREPPMEIER Andreas</b>	Opel Kadett C						
		Lauf 1:	00:01.668	00:01.781	00:13.864	164,46 km/h	00:49.322	01:06.635	118,86 km/h
		Lauf 2:	00:01.582	00:01.723	00:13.722	163,75 km/h	00:48.498	01:05.525	120,87 km/h
		Lauf 3:	00:01.643	00:01.750	00:13.762	161,13 km/h	00:47.543	01:04.698	122,42 km/h
		Lauf 4:	00:01.628	00:01.753	00:13.615	165,49 km/h	00:46.872	01:03.868	124,01 km/h
5	464	<b>SPIESS Erwin</b>	Renault Clio						
		Lauf 1:	00:01.900	00:01.863	00:14.148	158,54 km/h	00:49.240	01:07.151	117,94 km/h
		Lauf 2:	00:01.770	00:01.815	00:14.086	158,31 km/h	00:48.242	01:05.913	120,16 km/h
		Lauf 3:	00:01.737	00:01.821	00:14.054	158,06 km/h	00:47.797	01:05.409	121,08 km/h
		Lauf 4:	00:01.805	00:01.829	00:13.954	158,82 km/h	00:47.982	01:05.570	120,79 km/h
6	472	<b>MARKO Andreas</b>	Audi A4 STW quattro						
		Lauf 1:	00:01.662	00:01.672	00:12.992	174,17 km/h	00:42.800	00:59.126	133,95 km/h
		Lauf 2:	00:01.669	00:01.694	00:12.972	174,71 km/h	00:42.202	00:58.537	135,30 km/h
		Lauf 3:	00:01.614	00:01.703	00:12.854	173,96 km/h	00:42.936	00:59.107	134,00 km/h
		Lauf 4:	00:01.589	00:01.698	00:12.745	174,36 km/h	01:11.680	01:27.712	90,30 km/h
7	461	<b>PETIGNAT Lionel</b>	Peugeot 309 16V						
		Lauf 1:	00:01.819	00:01.867	00:13.749	162,84 km/h	00:49.385	01:06.820	118,53 km/h
		Lauf 2:	00:01.801	00:01.883	00:13.672	161,64 km/h	00:48.487	01:05.843	120,29 km/h
		Lauf 3:	00:01.771	00:01.898	00:13.752	163,43 km/h	00:48.960	01:06.381	119,31 km/h
		Lauf 4:	00:01.827	00:01.884	00:13.807	163,31 km/h	00:48.333	01:05.851	120,27 km/h
8	459	<b>GRÜNIG Stefan</b>	VW Golf 8V						
		Lauf 1:	00:02.012	00:01.949	00:14.443	146,26 km/h	00:49.691	01:08.095	116,31 km/h
		Lauf 2:	00:01.932	00:01.995	00:14.329	148,26 km/h	00:48.988	01:07.244	117,78 km/h
		Lauf 3:	00:01.923	00:01.898	00:14.385	150,49 km/h	00:48.710	01:06.916	118,36 km/h
		Lauf 4:	00:01.852	00:01.876	00:14.144	147,75 km/h	00:48.539	01:06.411	119,26 km/h
9	468	<b>MIETHKE Günter</b>	VW 1302 RS						
		Lauf 1:	00:01.776	00:01.710	00:14.337	155,95 km/h	00:51.089	01:08.912	114,93 km/h
		Lauf 2:	00:01.771	00:01.690	00:14.347	153,98 km/h	00:50.244	01:08.052	116,38 km/h
		Lauf 3:	00:01.710	00:01.712	00:14.426	154,03 km/h	00:49.708	01:07.556	117,24 km/h
		Lauf 4:	00:01.646	00:01.726	00:14.357	157,43 km/h	00:49.659	01:07.388	117,53 km/h
10	457	<b>GMEINDER Andreas</b>	Audi 80						
		Lauf 1:	00:01.859	00:02.051	00:15.464	139,17 km/h	00:54.553	01:13.927	107,13 km/h
		Lauf 2:	00:01.867	00:02.058	00:15.302	141,57 km/h	00:52.126	01:11.353	111,00 km/h
		Lauf 3:	00:01.820	00:02.077	00:15.313	138,70 km/h	00:52.384	01:11.594	110,62 km/h
		Lauf 4:	00:01.824	00:02.094	00:15.584	136,18 km/h	00:54.928	01:14.430	106,41 km/h