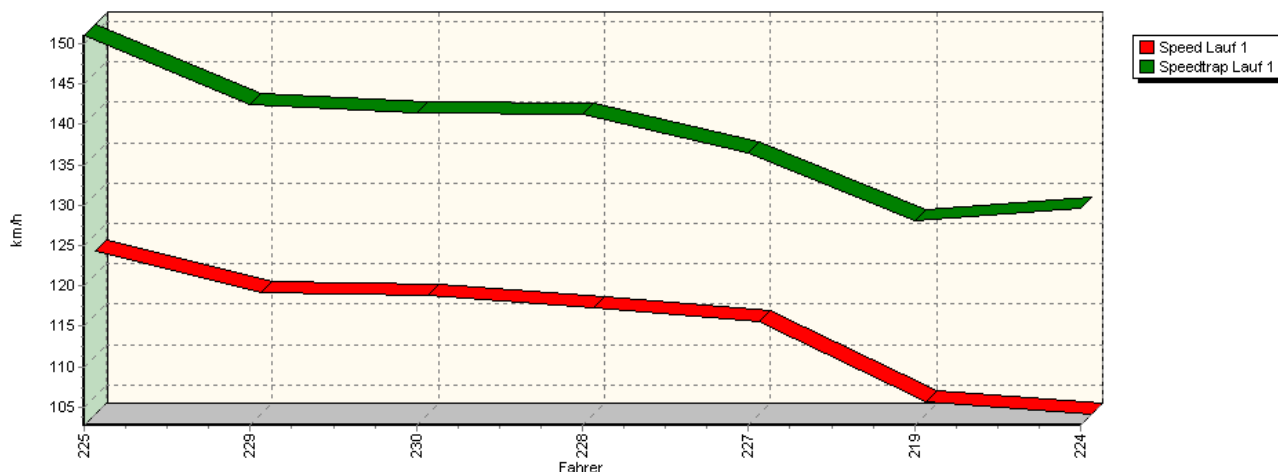
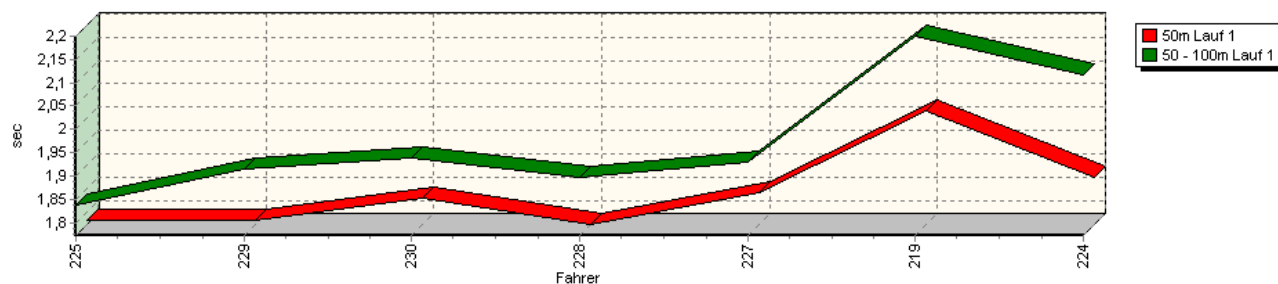


Sektorzeiten & Speeds - Gruppe H (DMSB) / H (OSK) bis 1150 ccm - Klasse 18

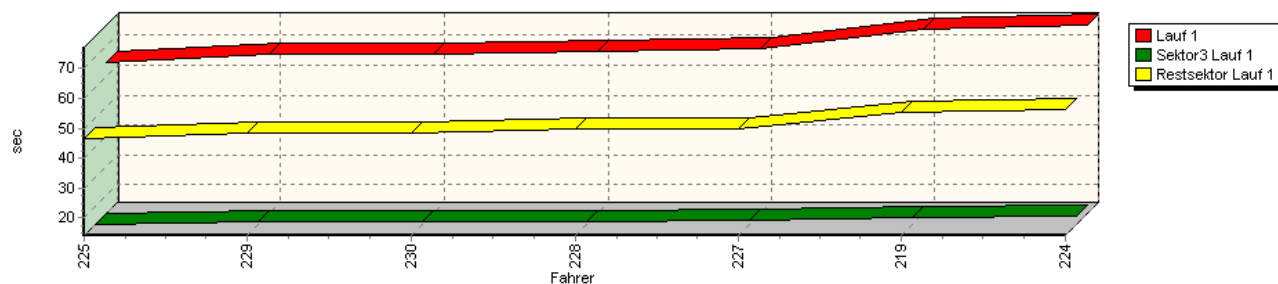
Speed-Diagramm Lauf 1



Sektor-Diagramm (Start) Lauf 1

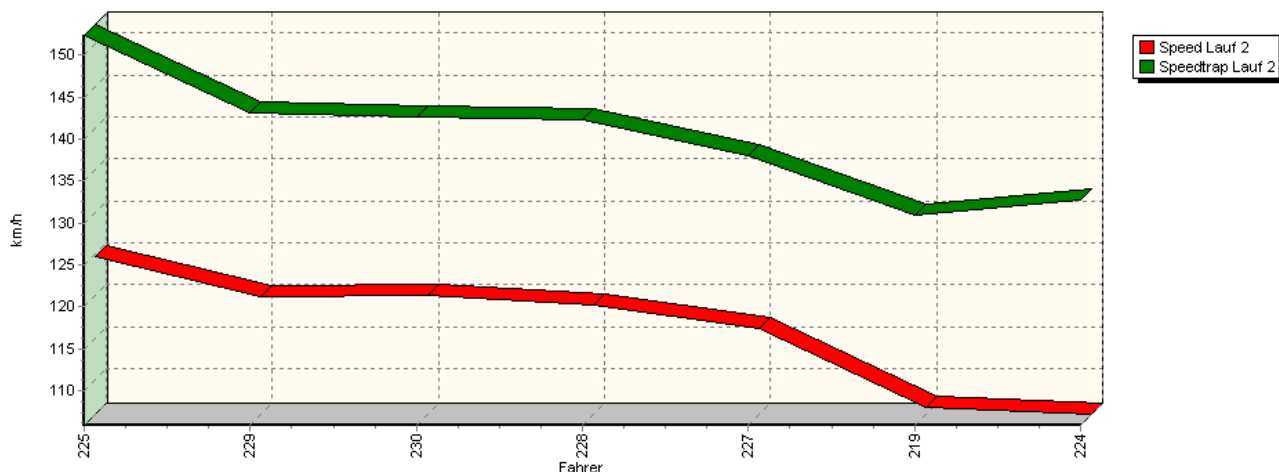


Sektor-Diagramm (Rest) Lauf 1

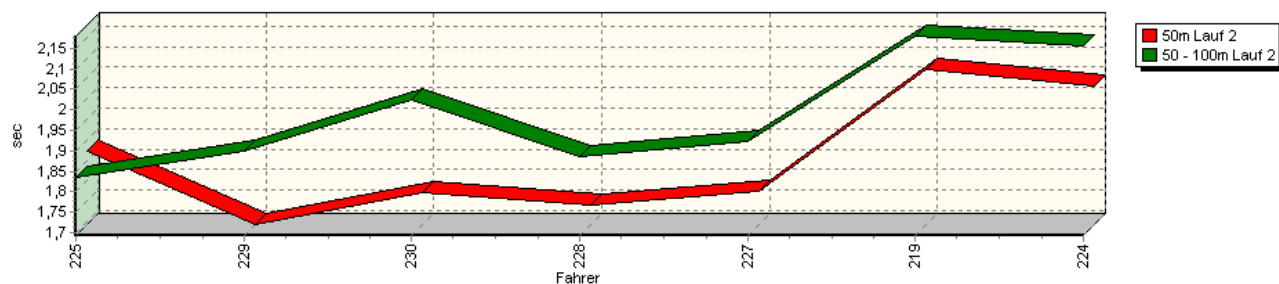


Sektorzeiten & Speeds - Gruppe H (DMSB) / H (OSK) bis 1150 ccm - Klasse 18

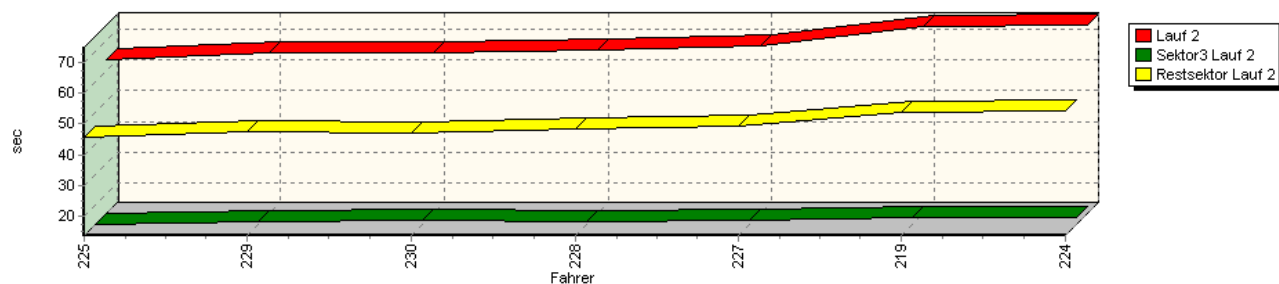
Speed-Diagramm Lauf 2



Sektor-Diagramm (Start) Lauf 2

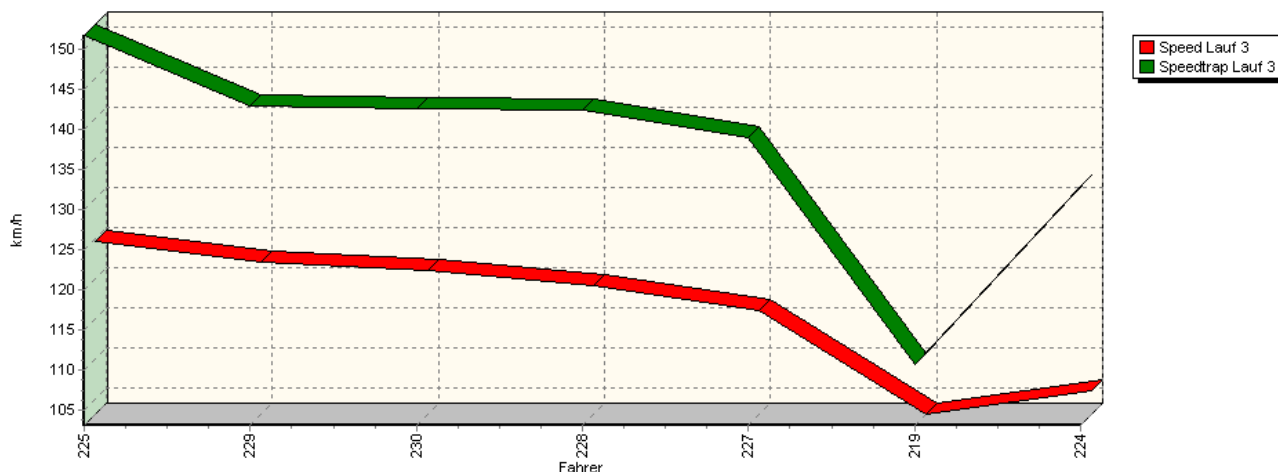


Sektor-Diagramm (Rest) Lauf 2

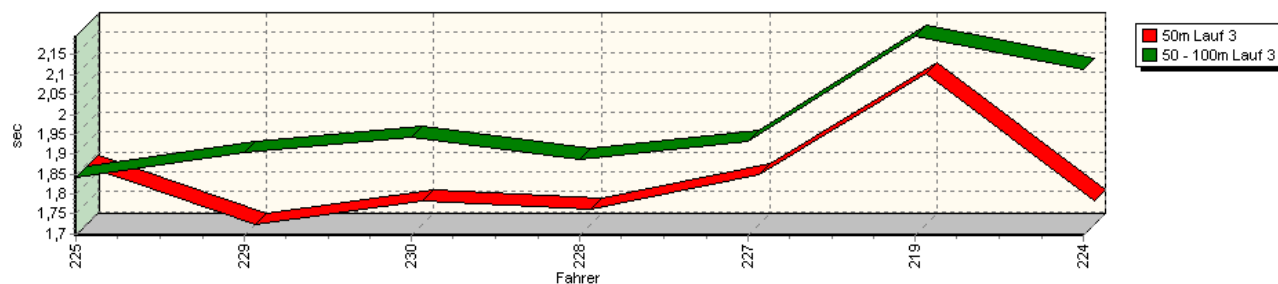


Sektorzeiten & Speeds - Gruppe H (DMSB) / H (OSK) bis 1150 ccm - Klasse 18

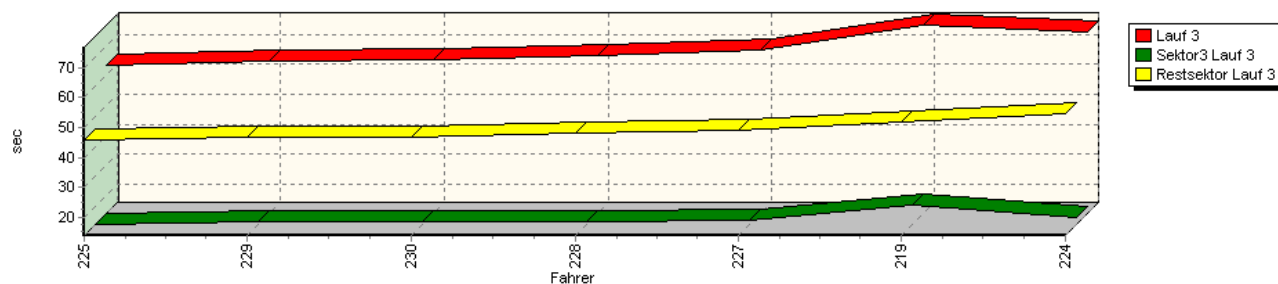
Speed-Diagramm Lauf 3



Sektor-Diagramm (Start) Lauf 3

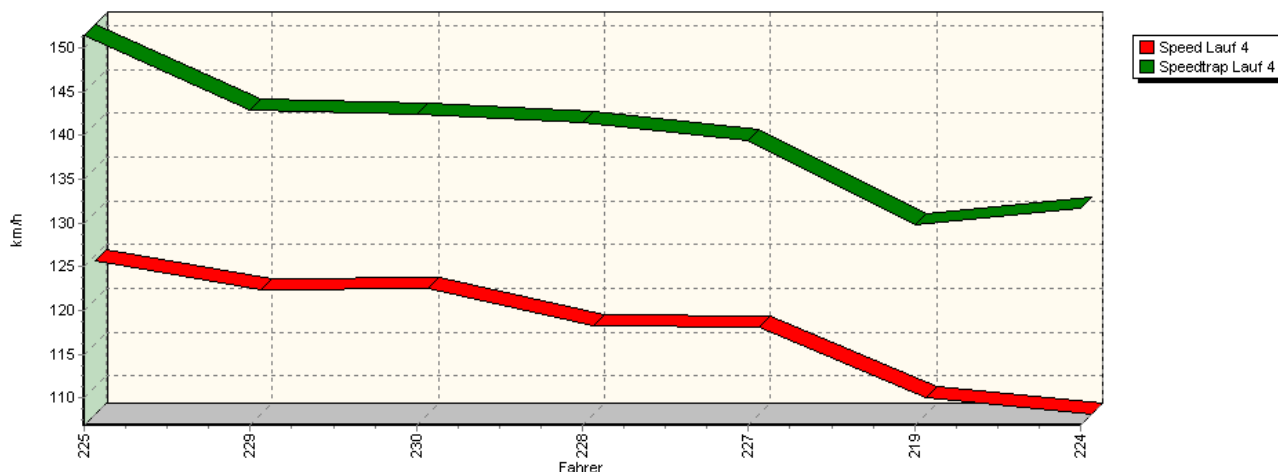


Sektor-Diagramm (Rest) Lauf 3

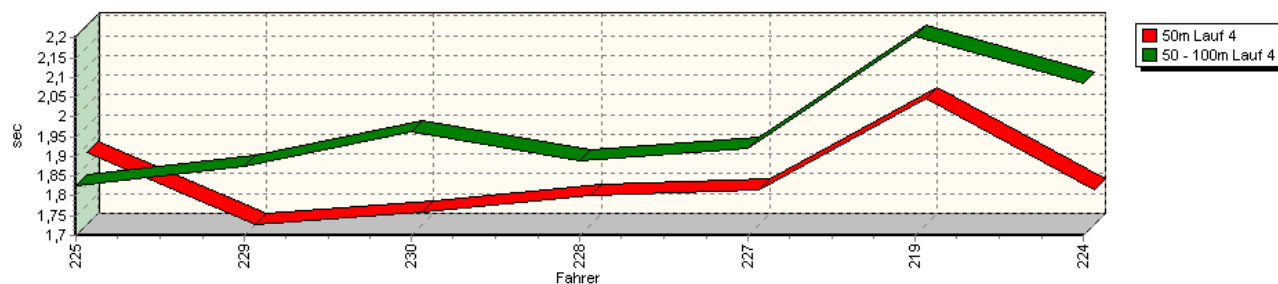


Sektorzeiten & Speeds - Gruppe H (DMSB) / H (OSK) bis 1150 ccm - Klasse 18

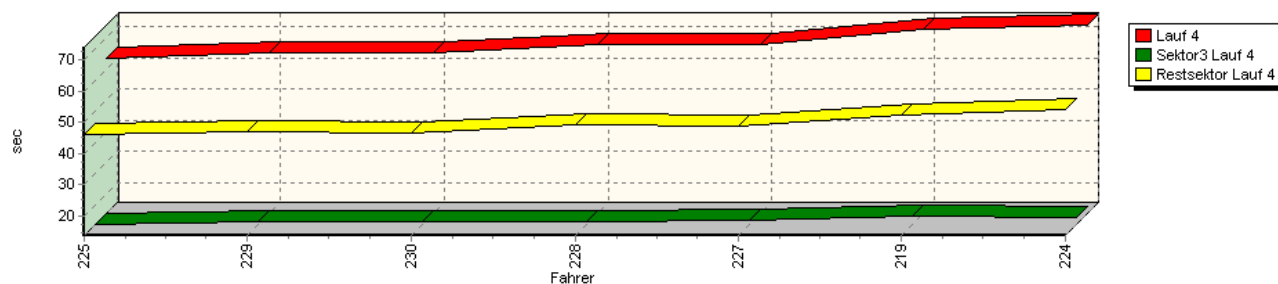
Speed-Diagramm Lauf 4



Sektor-Diagramm (Start) Lauf 4



Sektor-Diagramm (Rest) Lauf 4



Rg.	Nr.	Sektor 1 (15m)	Sektor 2 (15-50m)	Sektor 3	Speed Trap	Sektor 4	Laufzeit	Speed (Lauf)	
1	225	BAUER Robert		VW EMP Polo 16V					
		Lauf 1:	00:01.781	00:01.837	00:14.200	151,04 km/h	00:46.611	01:04.429	122,93 km/h
		Lauf 2:	00:01.873	00:01.835	00:13.920	152,33 km/h	00:45.865	01:03.493	124,74 km/h
		Lauf 3:	00:01.841	00:01.841	00:13.907	151,66 km/h	00:45.993	01:03.582	124,56 km/h
		Lauf 4:	00:01.882	00:01.828	00:13.813	151,43 km/h	00:46.119	01:03.642	124,44 km/h

Sektorzeiten & Speeds - Gruppe H (DMSB) / H (OSK) bis 1150 ccm - Klasse 18

Rg.	Nr.		Sektor 1 (15m)	Sektor 2 (15-50m)	Sektor 3	Speed Trap	Sektor 4	Laufzeit	Speed (Lauf)
2	229	KLIMSAS Tobias		VW 86 Schneider Polo1 8V					
		Lauf 1:	00:01.781	00:01.915	00:14.900	142,47 km/h	00:48.637	01:07.233	117,80 km/h
		Lauf 2:	00:01.693	00:01.898	00:14.827	143,05 km/h	00:47.617	01:06.035	119,94 km/h
		Lauf 3:	00:01.695	00:01.904	00:14.707	142,87 km/h	00:46.563	01:04.869	122,09 km/h
		Lauf 4:	00:01.700	00:01.876	00:14.607	142,93 km/h	00:47.214	01:05.397	121,11 km/h
3	230	HEßBERGER Jürgen		Fiat 127 Martini Racing					
		Lauf 1:	00:01.829	00:01.939	00:15.320	141,45 km/h	00:48.352	01:07.440	117,44 km/h
		Lauf 2:	00:01.770	00:02.025	00:15.041	142,54 km/h	00:47.149	01:05.985	120,03 km/h
		Lauf 3:	00:01.754	00:01.941	00:14.875	142,50 km/h	00:46.890	01:05.460	120,99 km/h
		Lauf 4:	00:01.732	00:01.963	00:14.867	142,45 km/h	00:46.746	01:05.308	121,27 km/h
4	228	EBERLE Jörg		Fiat 127 Sturm EVO					
		Lauf 1:	00:01.772	00:01.896	00:15.072	141,33 km/h	00:49.594	01:08.334	115,90 km/h
		Lauf 2:	00:01.742	00:01.886	00:14.809	142,22 km/h	00:48.193	01:06.630	118,87 km/h
		Lauf 3:	00:01.732	00:01.888	00:14.702	142,37 km/h	00:48.173	01:06.495	119,11 km/h
		Lauf 4:	00:01.772	00:01.888	00:14.884	141,43 km/h	00:49.117	01:07.661	117,05 km/h
5	227	KOOB Franz		Fiat 128					
		Lauf 1:	00:01.839	00:01.929	00:15.541	136,40 km/h	00:50.038	01:09.347	114,21 km/h
		Lauf 2:	00:01.775	00:01.922	00:15.331	138,04 km/h	00:49.178	01:08.206	116,12 km/h
		Lauf 3:	00:01.822	00:01.932	00:15.251	139,00 km/h	00:49.250	01:08.255	116,04 km/h
		Lauf 4:	00:01.789	00:01.922	00:15.200	139,36 km/h	00:48.840	01:07.751	116,90 km/h
6	219	WERNER Uwe		Ford Fiesta					
		Lauf 1:	00:02.015	00:02.200	00:16.404	128,08 km/h	00:55.309	01:15.928	104,31 km/h
		Lauf 2:	00:02.072	00:02.180	00:16.278	130,96 km/h	00:53.618	01:14.148	106,81 km/h
		Lauf 3:	00:02.075	00:02.197	00:20.551	110,67 km/h	00:51.988	01:16.811	103,11 km/h
		Lauf 4:	00:02.019	00:02.205	00:16.256	129,75 km/h	00:52.364	01:12.844	108,73 km/h
7	224	RAUCH Rolf		Fiat 128 Coupé					
		Lauf 1:	00:01.874	00:02.118	00:16.865	129,54 km/h	00:56.246	01:17.103	102,72 km/h
		Lauf 2:	00:02.032	00:02.155	00:16.309	132,67 km/h	00:54.270	01:14.766	105,93 km/h
		Lauf 3:	00:01.753	00:02.113	00:16.180	132,89 km/h	00:54.648	01:14.694	106,03 km/h
		Lauf 4:	00:01.788	00:02.087	00:16.186	131,65 km/h	00:54.021	01:14.082	106,91 km/h