



Int. 41. AvD/MSCR Hauenstein-Bergrennen

6. bis 8. August 2010

Deutsche Bergmeisterschaft / DMSB Bergpokal

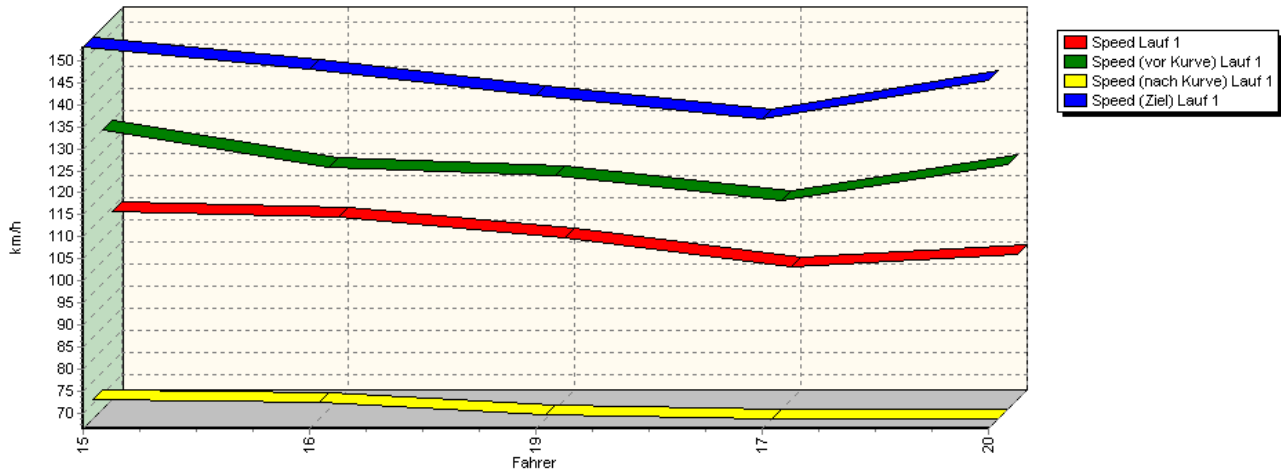
AvD Sportwagen-Berg-Cup / Classic Berg Cup

KW Gruppe H Berg-Cup

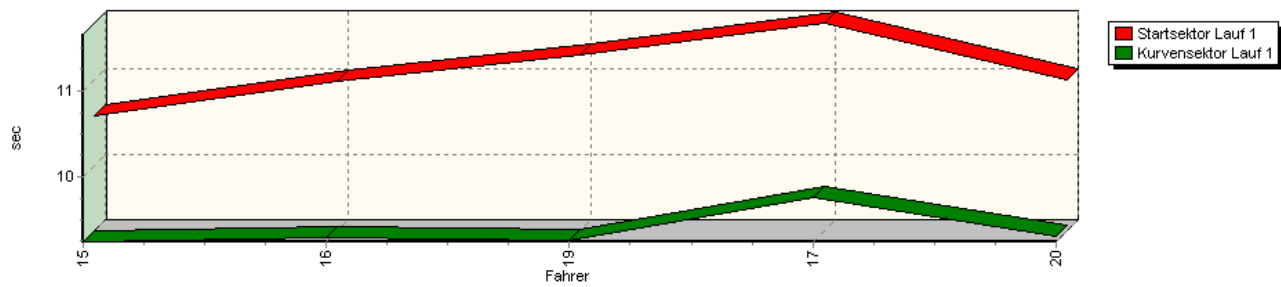


Sektorzeiten & Speeds - Gruppe N/F/CTC/CGT/Diesel

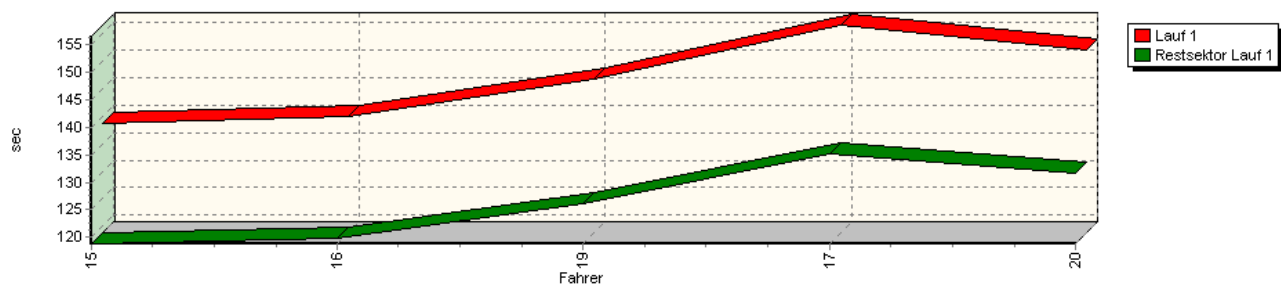
Speed-Diagramm Lauf 1



Sektor-Diagramm (Start) Lauf 1



Sektor-Diagramm (Rest) Lauf 1





Int. 41. AvD/MSCR Hauenstein-Bergrennen

6. bis 8. August 2010

Deutsche Bergmeisterschaft / DMSB Bergpokal

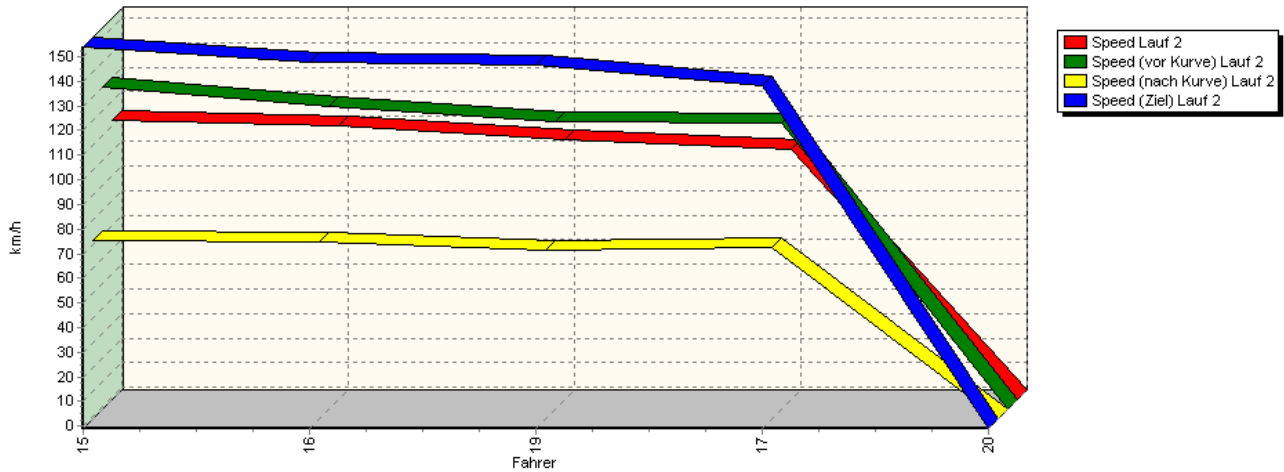
AvD Sportwagen-Berg-Cup / Classic Berg Cup

KW Gruppe H Berg-Cup

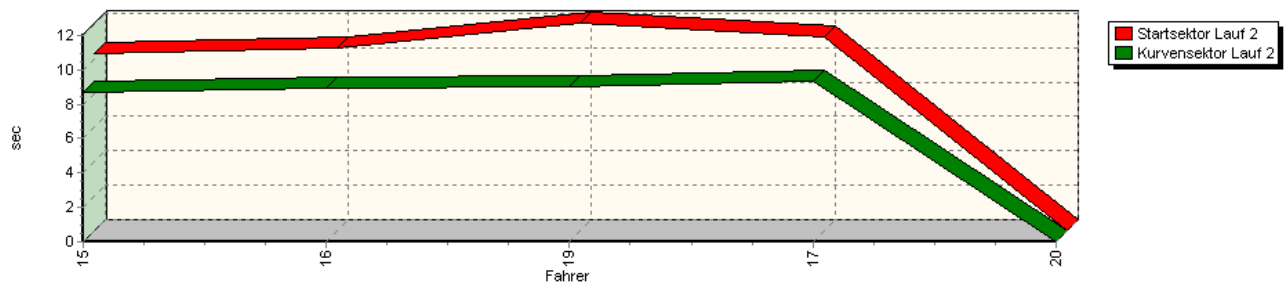


Sektorzeiten & Speeds - Gruppe N/F/CTC/CGT/Diesel

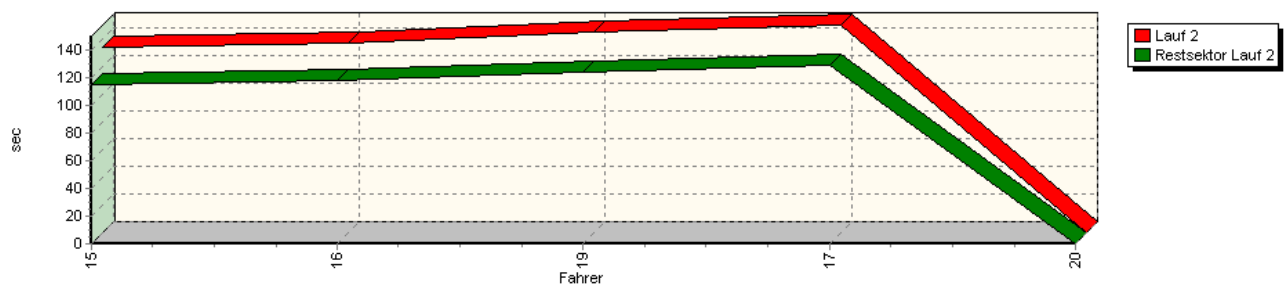
Speed-Diagramm Lauf 2



Sektor-Diagramm (Start) Lauf 2



Sektor-Diagramm (Rest) Lauf 2





Int. 41. AvD/MSCR Hauenstein-Bergrennen

6. bis 8. August 2010

Deutsche Bergmeisterschaft / DMSB Bergpokal

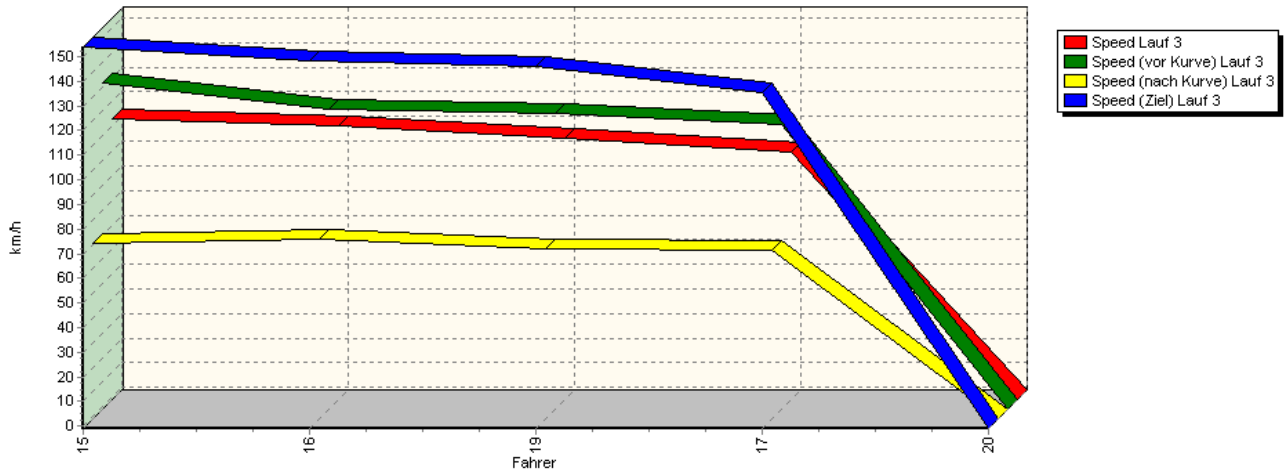
AvD Sportwagen-Berg-Cup / Classic Berg Cup

KW Gruppe H Berg-Cup

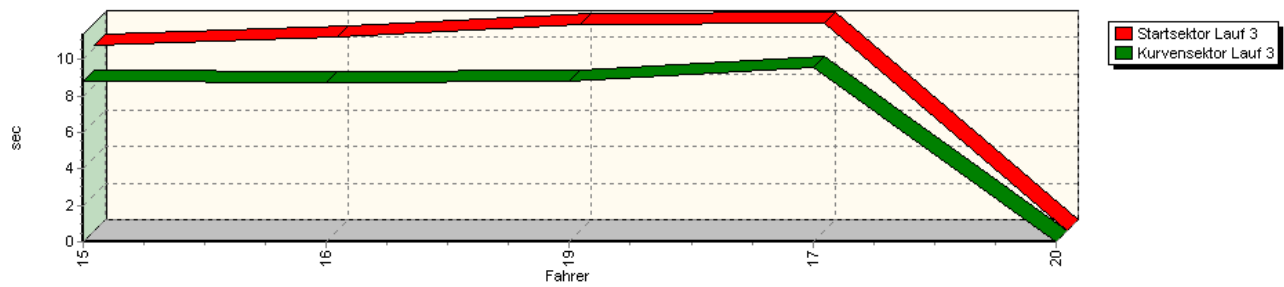


Sektorzeiten & Speeds - Gruppe N/F/CTC/CGT/Diesel

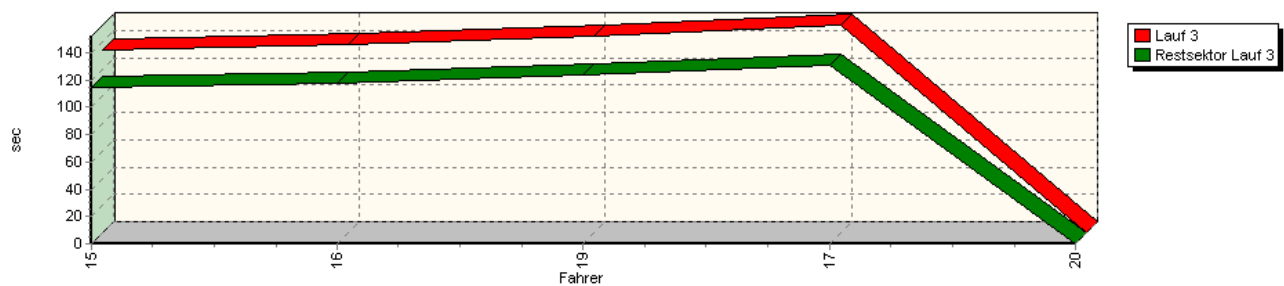
Speed-Diagramm Lauf 3



Sektor-Diagramm (Start) Lauf 3



Sektor-Diagramm (Rest) Lauf 3





Int. 41. AvD/MSCR Hauenstein-Bergrennen

6. bis 8. August 2010

Deutsche Bergmeisterschaft / DMSB Bergpokal

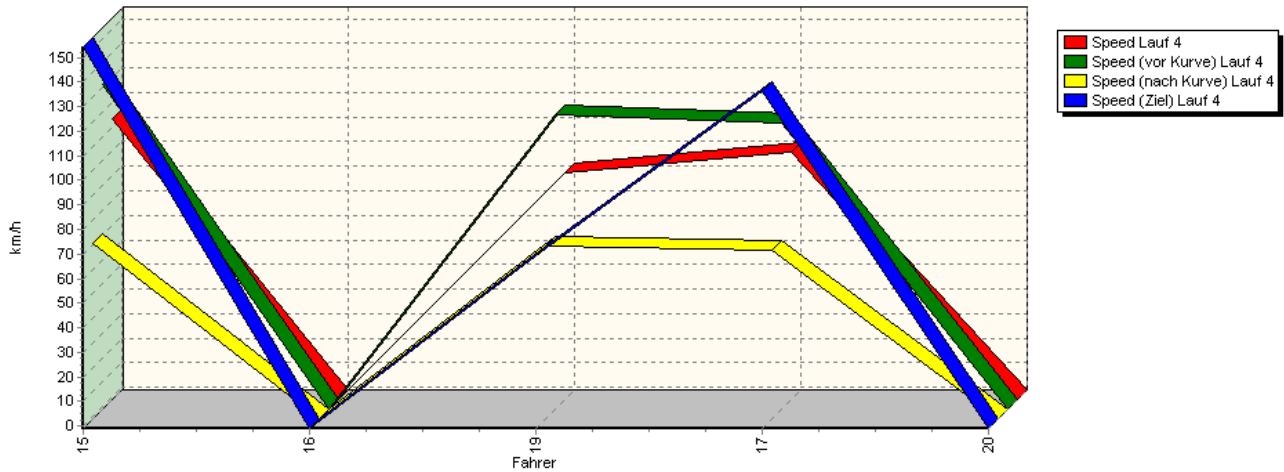
AvD Sportwagen-Berg-Cup / Classic Berg Cup

KW Gruppe H Berg-Cup

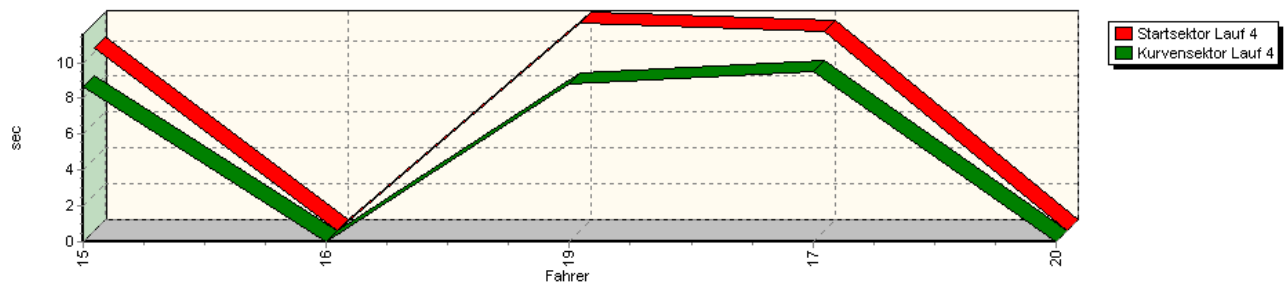


Sektorzeiten & Speeds - Gruppe N/F/CTC/CGT/Diesel

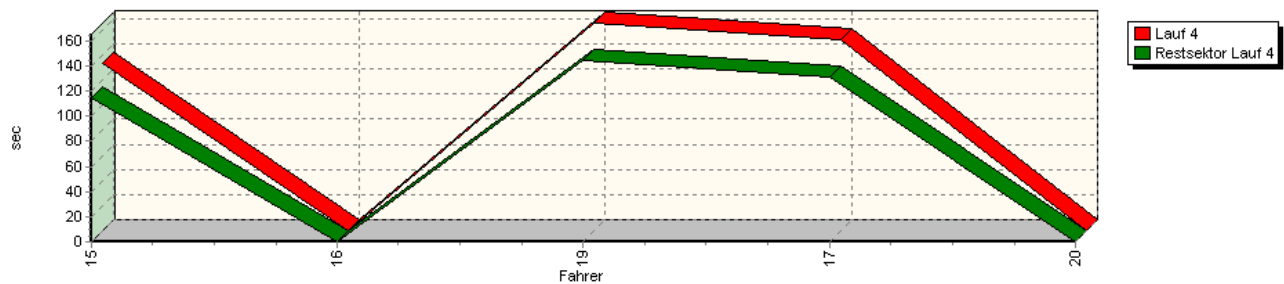
Speed-Diagramm Lauf 4



Sektor-Diagramm (Start) Lauf 4



Sektor-Diagramm (Rest) Lauf 4



Rg.	Nr.	Startsektor	Speed vor Kurve	90°-Kurve	Speed n. K.	Restsektor	Speed Ziel	Laufzeit	Speed (Lauf)	
1	15	STOLL Jochen	Peugeot 306							
		Lauf 1:	00:10.578	130,02 km/h	00:09.259	70,67 km/h	01:58.826	153,13 km/h	02:18.663	109,04 km/h
		Lauf 2:	00:10.329	129,63 km/h	00:08.701	71,55 km/h	01:55.293	153,93 km/h	02:14.323	112,56 km/h
		Lauf 3:	00:10.143	131,39 km/h	00:08.779	70,06 km/h	01:54.728	153,96 km/h	02:13.650	113,13 km/h
		Lauf 4:	00:10.196	130,97 km/h	00:08.665	70,21 km/h	01:54.757	154,26 km/h	02:13.618	113,16 km/h



Int. 41. AvD/MSCR Hauenstein-Bergrennen

6. bis 8. August 2010

Deutsche Bergmeisterschaft / DMSB Bergpokal

AvD Sportwagen-Berg-Cup / Classic Berg Cup

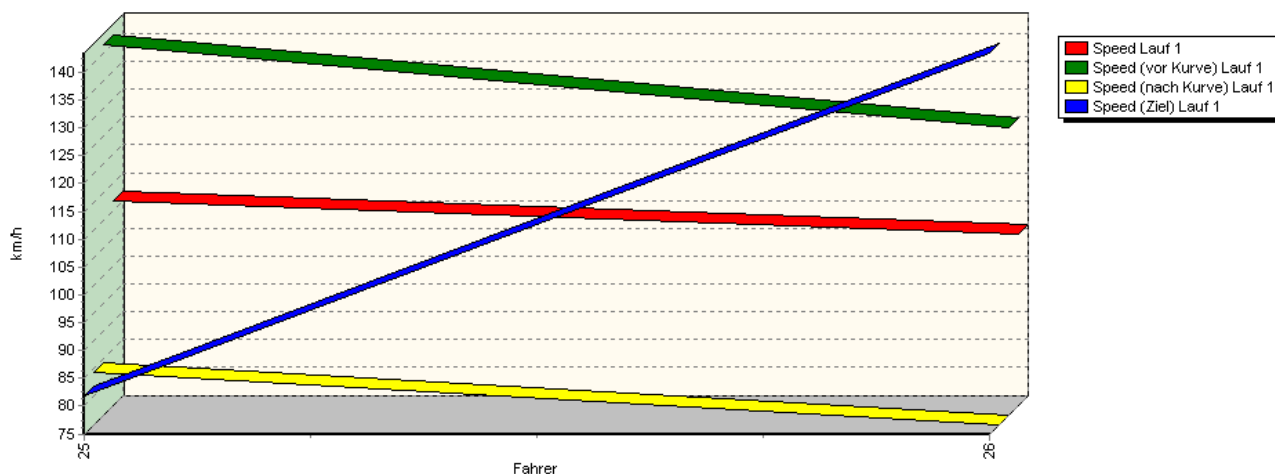
KW Gruppe H Berg-Cup



Sektorzeiten & Speeds - Gruppe N/F/CTC/CGT/Diesel

Rg.	Nr.	Startsektor	Speed vor Kurve	90°Kurve	Speed n. K.	Restsektor	Speed Ziel	Laufzeit	Speed (Lauf)	
2	16	SCHMITZ Herbert	Opel Astra GSI							
		Lauf 1:	00:10.978	121,28 km/h	00:09.311	70,18 km/h	01:59.772	148,09 km/h	02:20.061	107,95 km/h
		Lauf 2:	00:10.663	121,99 km/h	00:08.913	70,90 km/h	01:57.894	147,70 km/h	02:17.470	109,99 km/h
		Lauf 3:	00:10.634	120,81 km/h	00:08.710	72,00 km/h	01:58.109	148,38 km/h	02:17.453	110,00 km/h
		Lauf 4:	*	* km/h	*	* km/h	*	* km/h	*	* km/h
3	19	NEU Kai	Ford Escort							
		Lauf 1:	00:11.280	119,45 km/h	00:09.274	67,32 km/h	02:06.058	142,05 km/h	02:26.612	103,13 km/h
		Lauf 2:	00:12.072	115,70 km/h	00:08.976	67,49 km/h	02:03.700	146,88 km/h	02:24.748	104,46 km/h
		Lauf 3:	00:11.323	119,13 km/h	00:08.791	68,23 km/h	02:03.922	146,10 km/h	02:24.036	104,97 km/h
		Lauf 4:	00:11.591	118,80 km/h	00:08.811	69,51 km/h	02:24.950	69,54 km/h	02:45.352	91,44 km/h
4	17	HEß Mario	Opel Kadett							
		Lauf 1:	00:11.648	113,72 km/h	00:09.766	66,52 km/h	02:15.120	136,68 km/h	02:36.534	96,59 km/h
		Lauf 2:	00:11.261	115,43 km/h	00:09.338	68,37 km/h	02:09.505	137,95 km/h	02:30.104	100,73 km/h
		Lauf 3:	00:11.377	114,40 km/h	00:09.539	67,46 km/h	02:11.197	135,50 km/h	02:32.113	99,40 km/h
		Lauf 4:	00:11.159	115,28 km/h	00:09.520	67,88 km/h	02:11.218	136,07 km/h	02:31.897	99,54 km/h
5	20	KIESEWETTER Harald	VW Scirocco							
		Lauf 1:	00:10.998	122,07 km/h	00:09.325	66,39 km/h	02:11.661	145,70 km/h	02:31.984	99,48 km/h
		Lauf 2:	*	* km/h	*	* km/h	*	* km/h	*	* km/h
		Lauf 3:	*	* km/h	*	* km/h	*	* km/h	*	* km/h
		Lauf 4:	*	* km/h	*	* km/h	*	* km/h	*	* km/h

Speed-Diagramm Lauf 1





Int. 41. AvD/MSCR Hauenstein-Bergrennen

6. bis 8. August 2010

Deutsche Bergmeisterschaft / DMSB Bergpokal

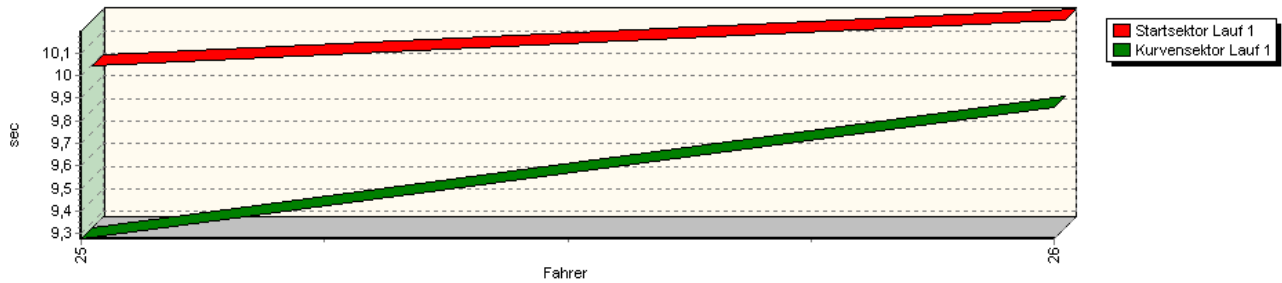
AvD Sportwagen-Berg-Cup / Classic Berg Cup

KW Gruppe H Berg-Cup

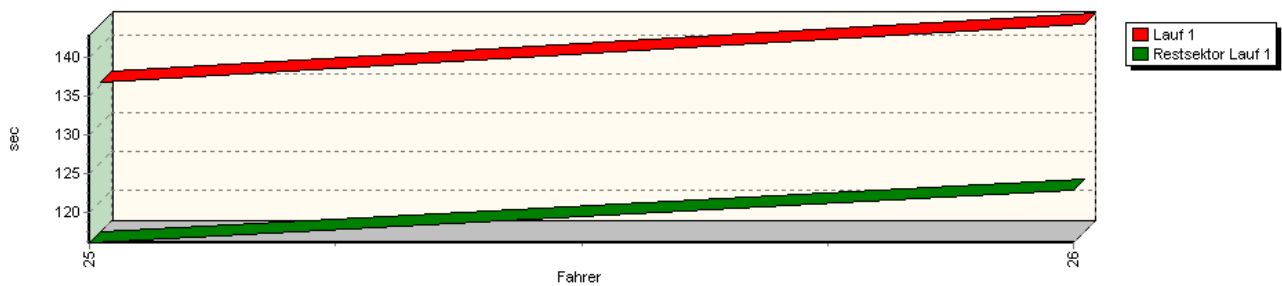


Sektorzeiten & Speeds - Gruppe N/F/CTC/CGT/Diesel

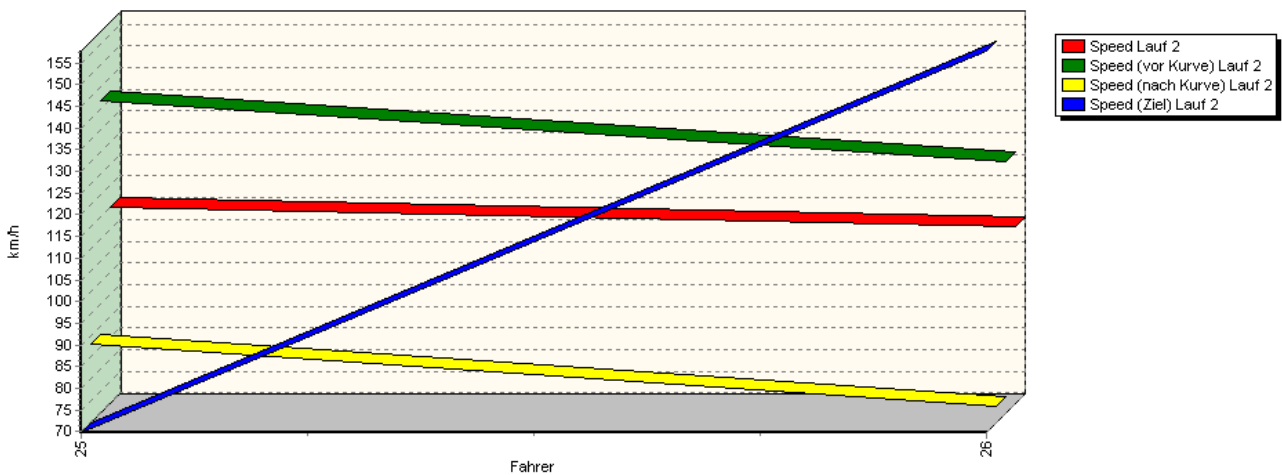
Sektor-Diagramm (Start) Lauf 1



Sektor-Diagramm (Rest) Lauf 1



Speed-Diagramm Lauf 2





Int. 41. AvD/MSCR Hauenstein-Bergrennen

6. bis 8. August 2010

Deutsche Bergmeisterschaft / DMSB Bergpokal

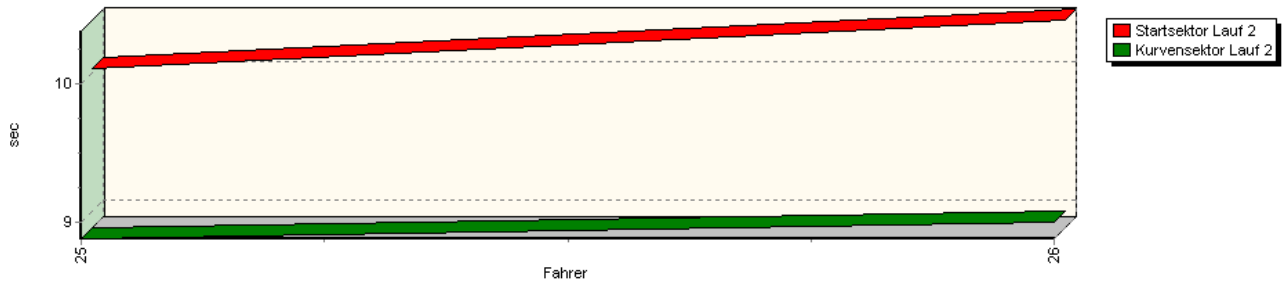
AvD Sportwagen-Berg-Cup / Classic Berg Cup

KW Gruppe H Berg-Cup

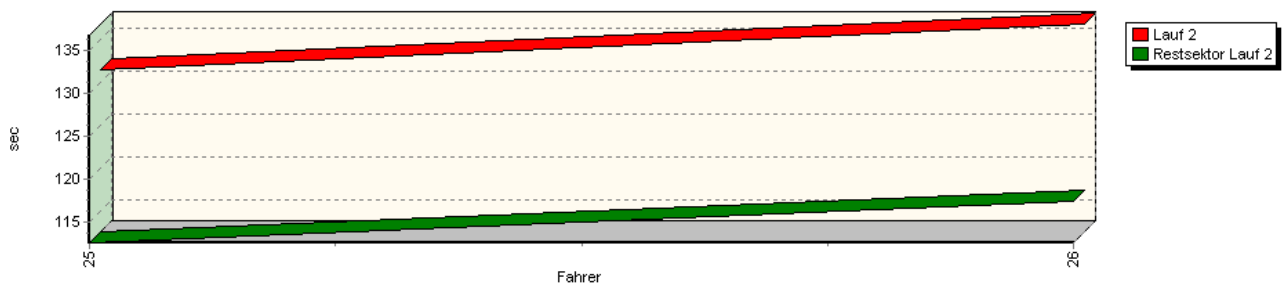


Sektorzeiten & Speeds - Gruppe N/F/CTC/CGT/Diesel

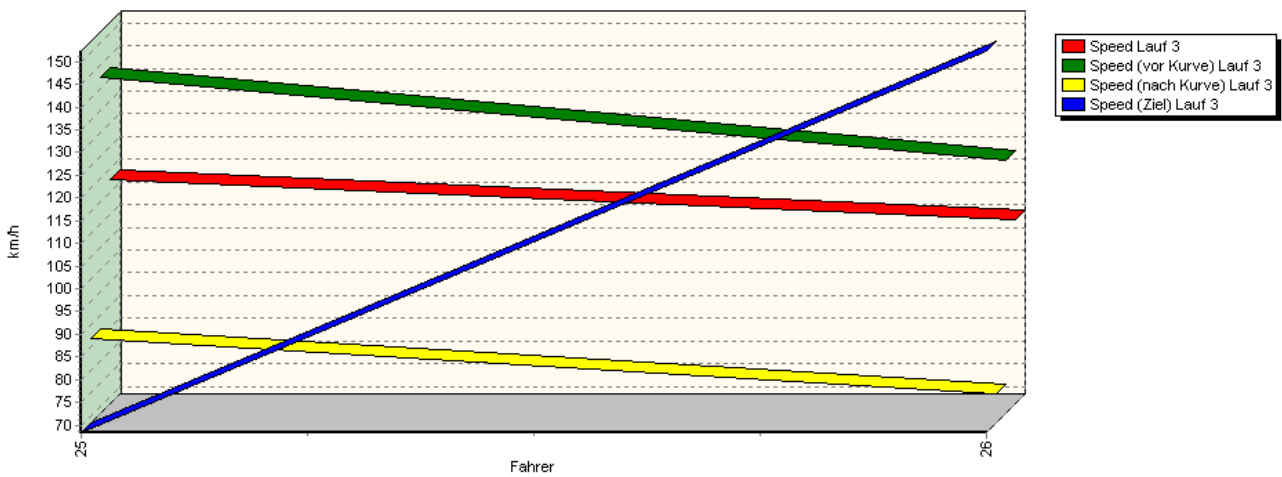
Sektor-Diagramm (Start) Lauf 2



Sektor-Diagramm (Rest) Lauf 2



Speed-Diagramm Lauf 3





Int. 41. AvD/MSCR Hauenstein-Bergrennen

6. bis 8. August 2010

Deutsche Bergmeisterschaft / DMSB Bergpokal

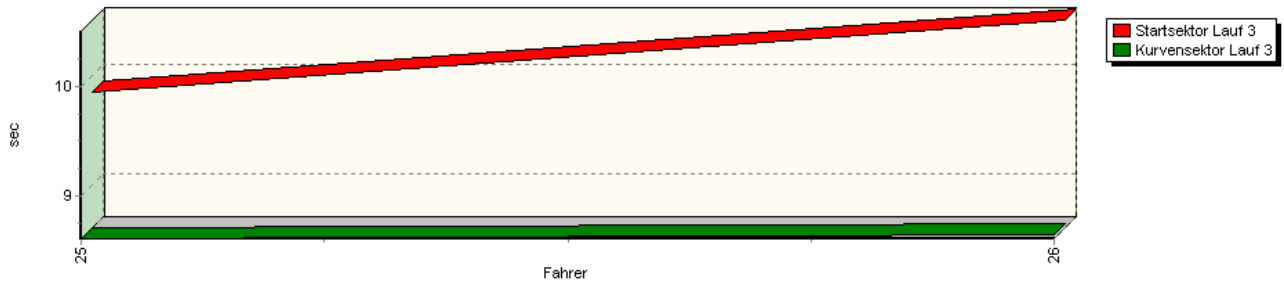
AvD Sportwagen-Berg-Cup / Classic Berg Cup

KW Gruppe H Berg-Cup

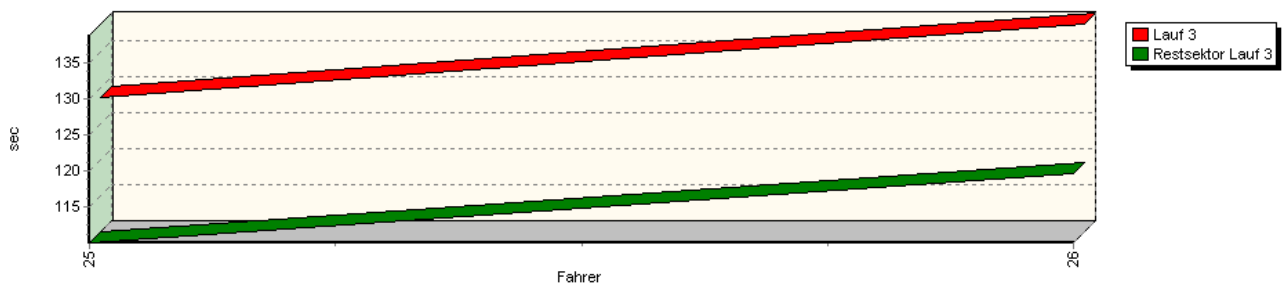


Sektorzeiten & Speeds - Gruppe N/F/CTC/CGT/Diesel

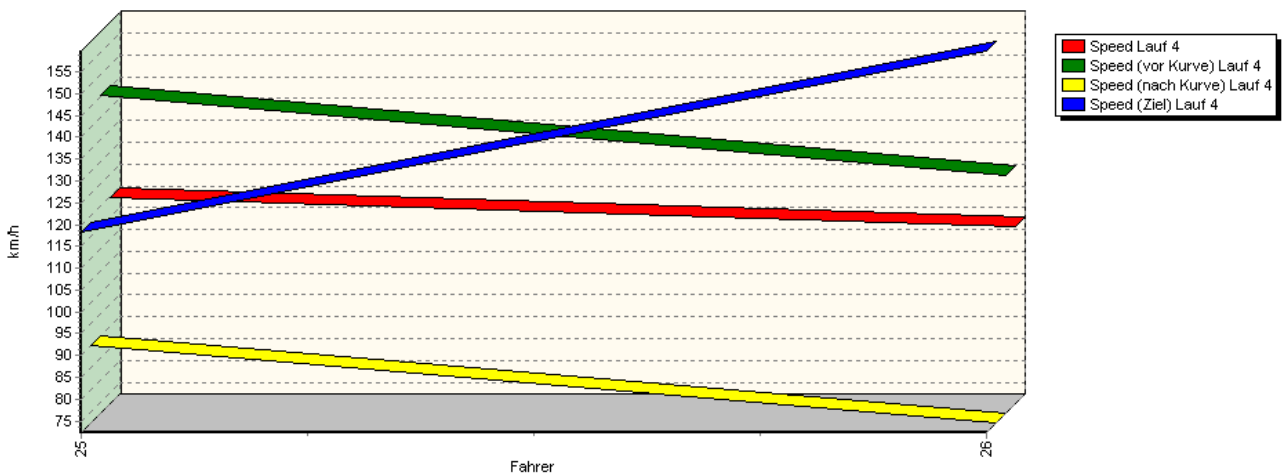
Sektor-Diagramm (Start) Lauf 3



Sektor-Diagramm (Rest) Lauf 3



Speed-Diagramm Lauf 4





Int. 41. AvD/MSCR Hauenstein-Bergrennen

6. bis 8. August 2010

Deutsche Bergmeisterschaft / DMSB Bergpokal

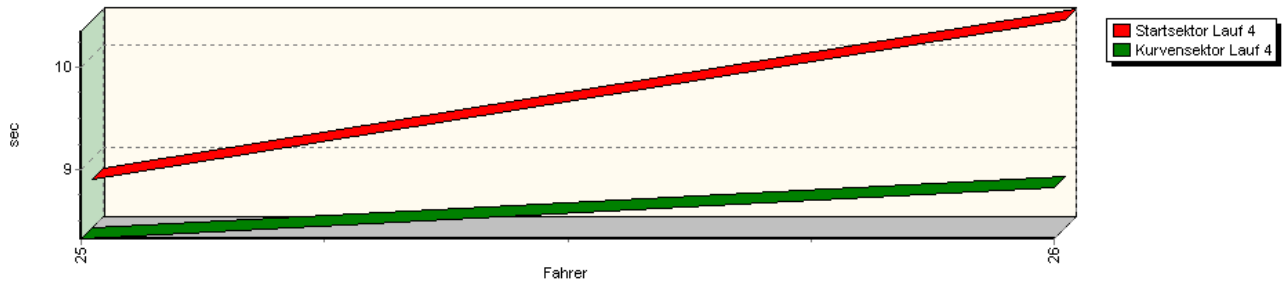
AvD Sportwagen-Berg-Cup / Classic Berg Cup

KW Gruppe H Berg-Cup

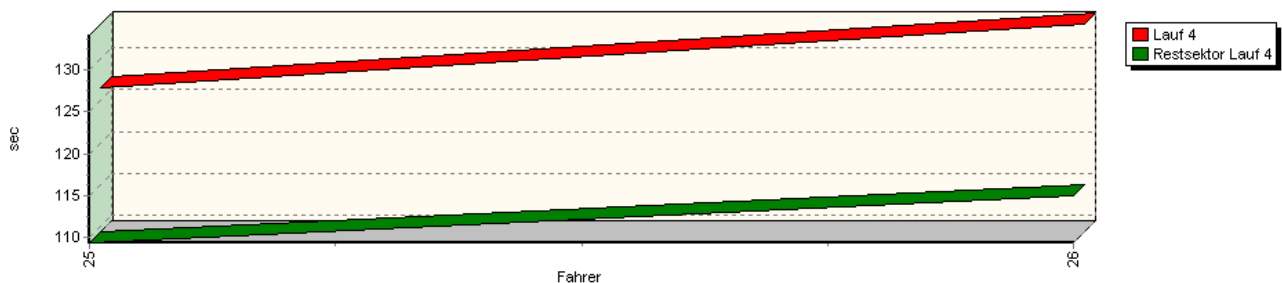


Sektorzeiten & Speeds - Gruppe N/F/CTC/CGT/Diesel

Sektor-Diagramm (Start) Lauf 4



Sektor-Diagramm (Rest) Lauf 4



Rg.	Nr.	Startsektor	Speed vor Kurve	90°-Kurve	Speed n. K.	Restsektor	Speed Ziel	Laufzeit	Speed (Lauf)	
1	25	BRÖKER Lars	Mitsubishi Lancer							
		Lauf 1:	00:09.997	141,57 km/h	00:09.276	84,31 km/h	01:56.077	81,78 km/h	02:15.350	111,71 km/h
		Lauf 2:	00:10.033	141,94 km/h	00:08.879	88,08 km/h	01:52.538	69,83 km/h	02:11.450	115,03 km/h
		Lauf 3:	00:09.849	142,31 km/h	00:08.611	87,05 km/h	01:50.097	68,36 km/h	02:08.557	117,61 km/h
		Lauf 4:	00:08.796	145,29 km/h	00:08.316	89,98 km/h	01:49.395	118,26 km/h	02:06.507	119,52 km/h
2	26	HERGET Roland	Mitsubishi Lancer							
		Lauf 1:	00:10.197	126,69 km/h	00:09.860	74,90 km/h	02:02.885	143,48 km/h	02:22.942	105,78 km/h
		Lauf 2:	00:10.378	127,72 km/h	00:09.003	73,61 km/h	01:57.438	157,71 km/h	02:16.819	110,51 km/h
		Lauf 3:	00:10.506	124,10 km/h	00:08.646	74,77 km/h	01:59.594	152,36 km/h	02:18.746	108,98 km/h
		Lauf 4:	00:10.348	126,69 km/h	00:08.813	72,33 km/h	01:54.927	159,77 km/h	02:14.088	112,76 km/h