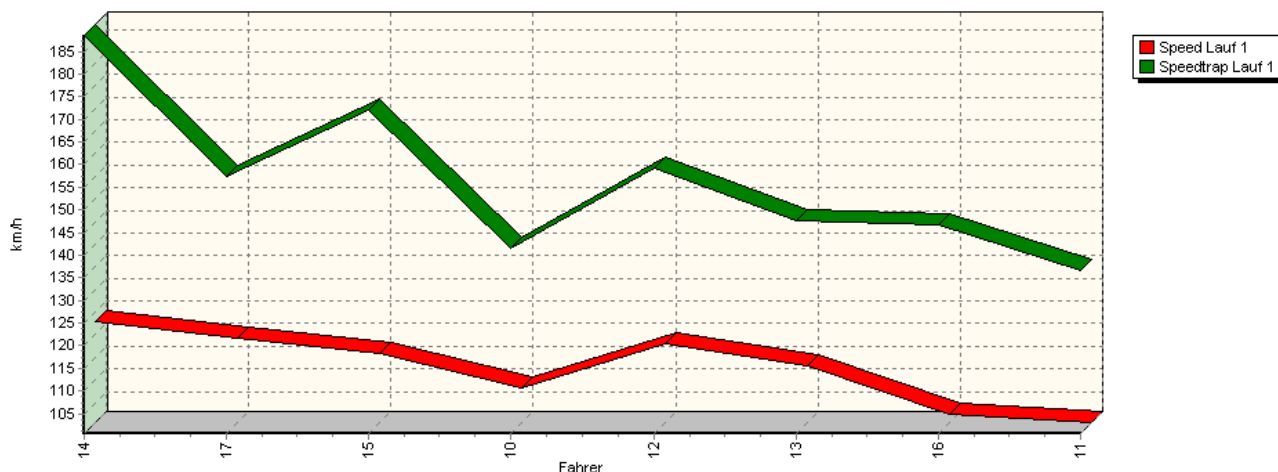
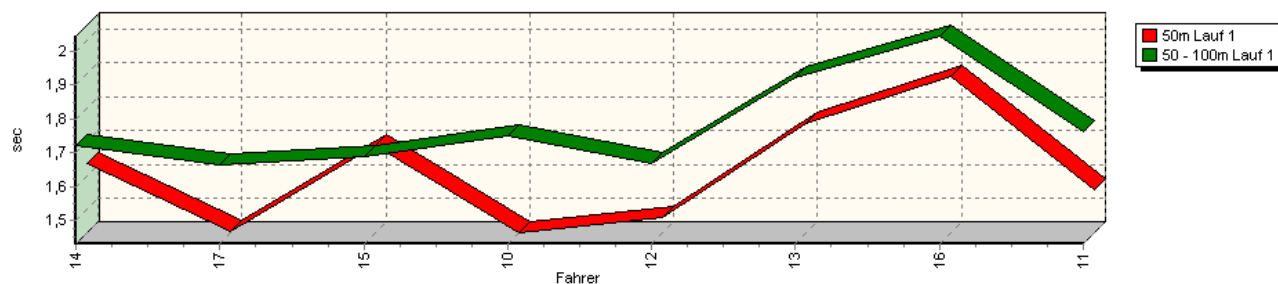


## Sektorzeiten & Speeds - Gruppe D/E2-SS

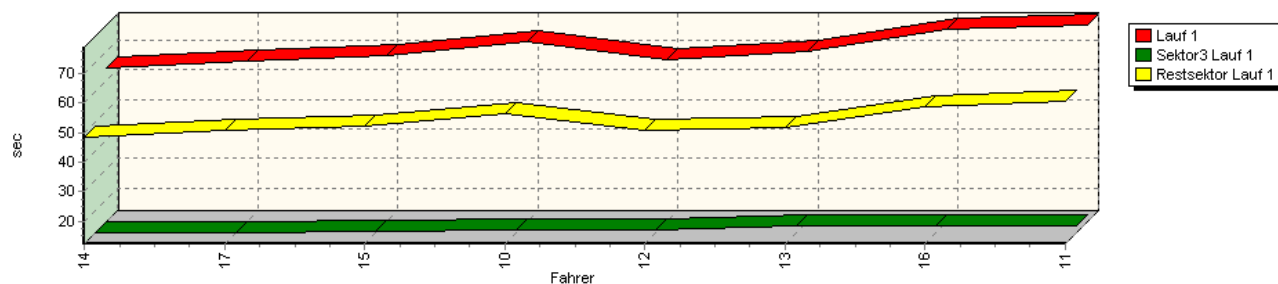
Speed-Diagramm Lauf 1



Sektor-Diagramm (Start) Lauf 1

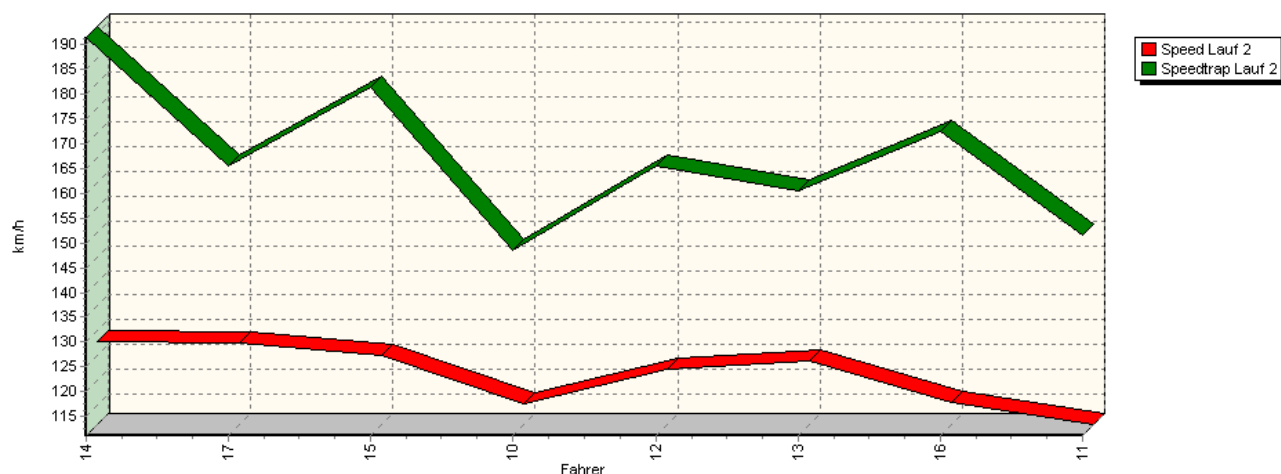


Sektor-Diagramm (Rest) Lauf 1

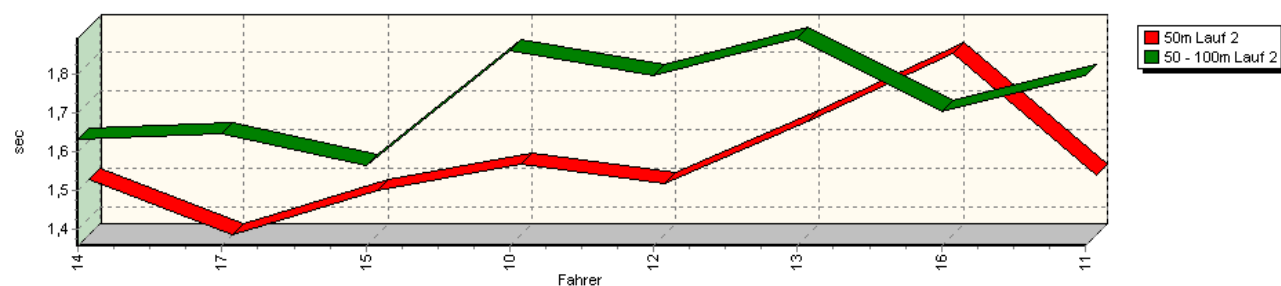


## Sektorzeiten & Speeds - Gruppe D/E2-SS

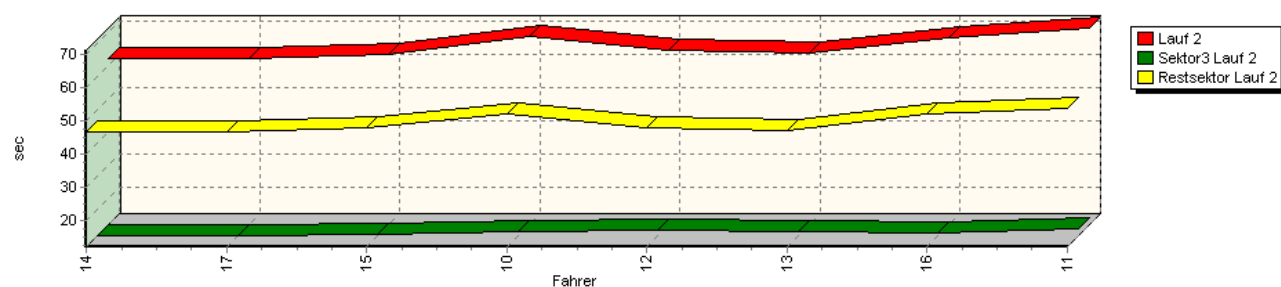
Speed-Diagramm Lauf 2



Sektor-Diagramm (Start) Lauf 2

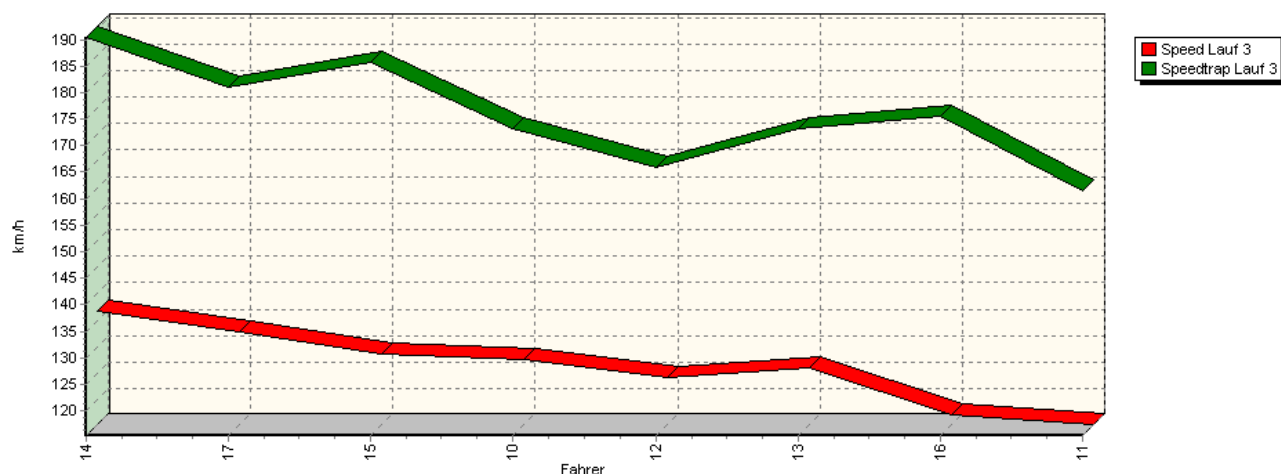


Sektor-Diagramm (Rest) Lauf 2

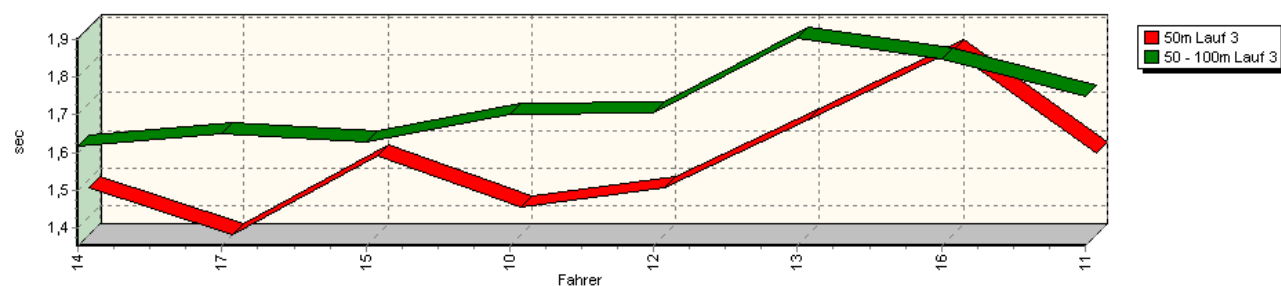


## Sektorzeiten & Speeds - Gruppe D/E2-SS

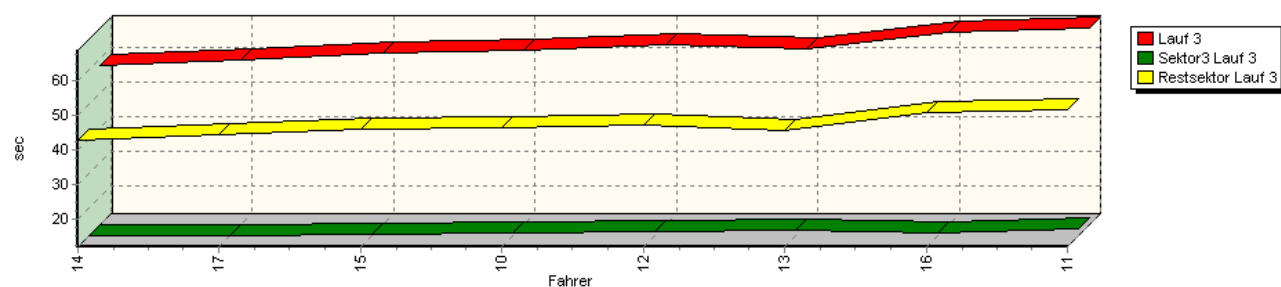
Speed-Diagramm Lauf 3



Sektor-Diagramm (Start) Lauf 3

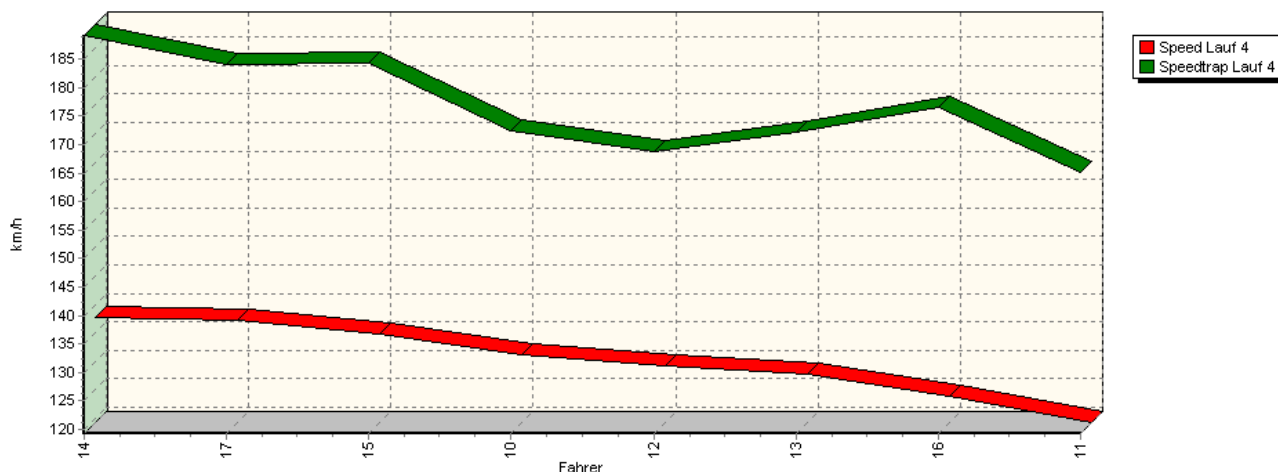


Sektor-Diagramm (Rest) Lauf 3

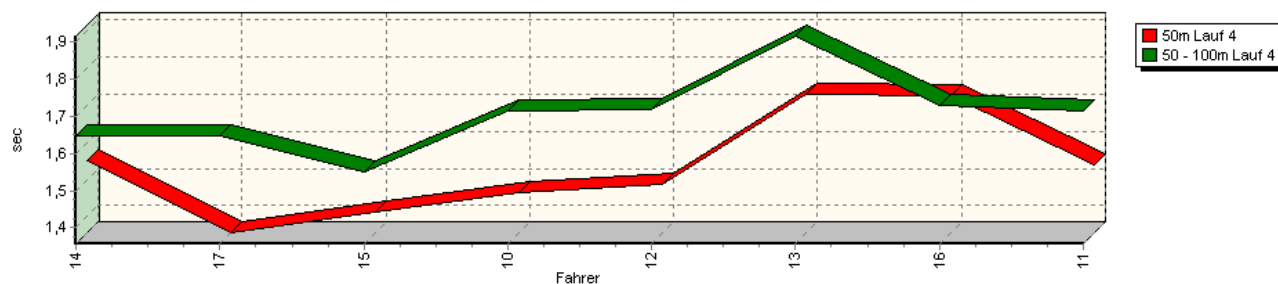


## Sektorzeiten & Speeds - Gruppe D/E2-SS

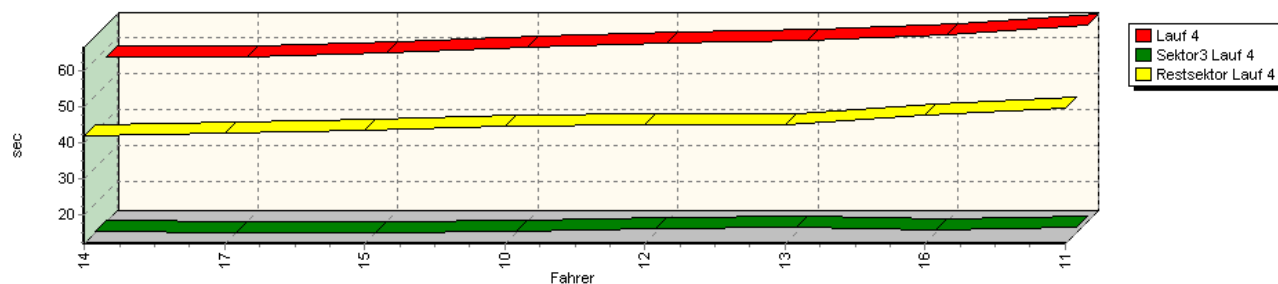
Speed-Diagramm Lauf 4



Sektor-Diagramm (Start) Lauf 4



Sektor-Diagramm (Rest) Lauf 4



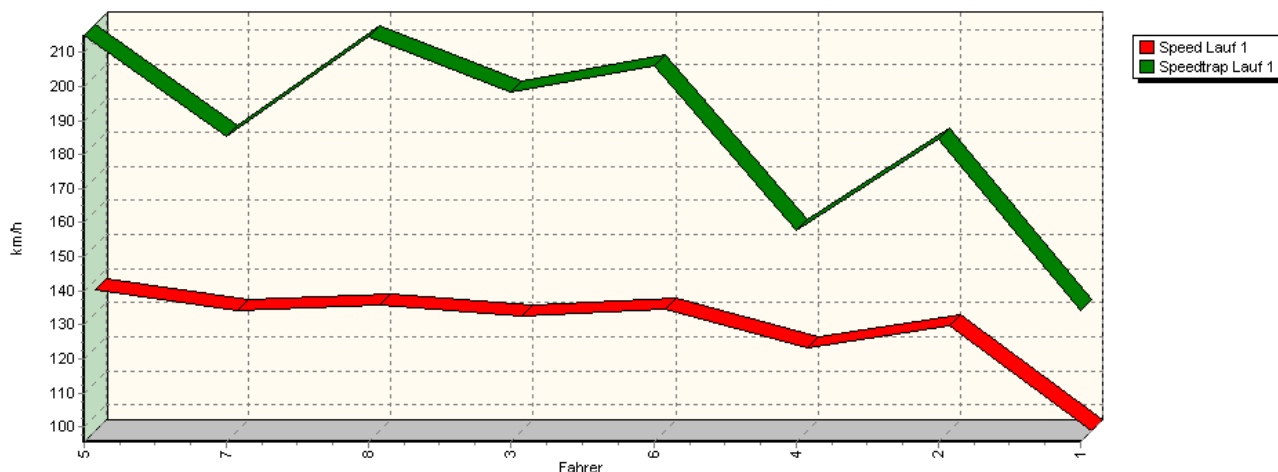
Rg.	Nr.	Sektor 1 (15m)	Sektor 2 (15-50m)	Sektor 3	Speed Trap	Sektor 4	Laufzeit	Speed (Lauf)	
1	14	<b>DEBRUYNE Frank</b>		Dallara F 393					
		Lauf 1:	00:01.636	00:01.722	00:12.561	188,53 km/h	00:48.565	01:04.484	122,82 km/h
		Lauf 2:	00:01.502	00:01.634	00:12.246	191,41 km/h	00:46.584	01:01.966	127,81 km/h
		Lauf 3:	00:01.480	00:01.616	00:12.120	190,40 km/h	00:42.739	00:57.955	136,66 km/h
		Lauf 4:	00:01.552	00:01.647	00:12.317	189,21 km/h	00:42.025	00:57.541	137,64 km/h

## Sektorzeiten & Speeds - Gruppe D/E2-SS

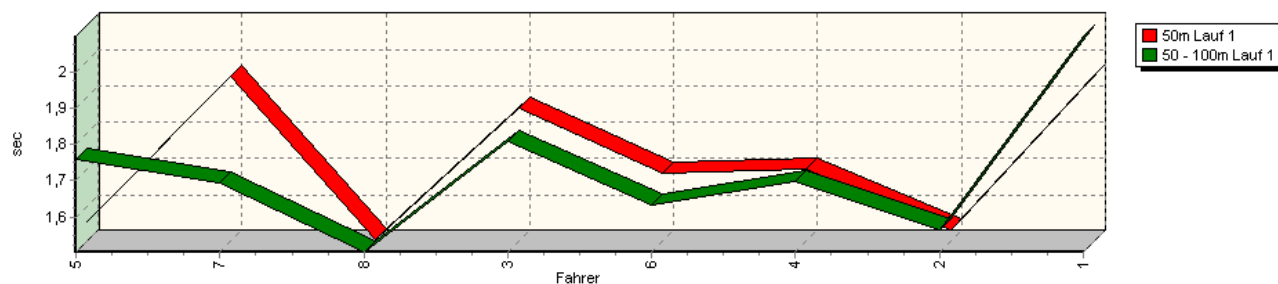
Rg.	Nr.		Sektor 1 (15m)	Sektor 2 (15-50m)	Sektor 3	Speed Trap	Sektor 4	Laufzeit	Speed (Lauf)
2	17	<b>STOLLNBERGER Andreas</b>	Opel Lotus						
		Lauf 1:	00:01.434	00:01.665	00:12.409	157,29 km/h	00:50.937	01:06.445	119,19 km/h
		Lauf 2:	00:01.358	00:01.647	00:12.143	165,63 km/h	00:46.876	01:02.024	127,69 km/h
		Lauf 3:	00:01.354	00:01.650	00:12.163	180,94 km/h	00:44.448	00:59.615	132,85 km/h
		Lauf 4:	00:01.357	00:01.648	00:12.111	184,07 km/h	00:42.642	00:57.758	137,12 km/h
3	15	<b>RÖSSLER Thomas</b>	Dallara 305/07						
		Lauf 1:	00:01.687	00:01.688	00:13.000	172,07 km/h	00:51.942	01:08.317	115,93 km/h
		Lauf 2:	00:01.471	00:01.565	00:12.502	181,46 km/h	00:47.733	01:03.271	125,17 km/h
		Lauf 3:	00:01.562	00:01.630	00:12.454	185,71 km/h	00:45.924	01:01.570	128,63 km/h
		Lauf 4:	00:01.413	00:01.549	00:12.167	184,44 km/h	00:43.625	00:58.754	134,80 km/h
4	10	<b>BENESCH Mario</b>	Opel Lotus						
		Lauf 1:	00:01.431	00:01.749	00:13.407	141,38 km/h	00:56.519	01:13.106	108,34 km/h
		Lauf 2:	00:01.542	00:01.862	00:13.243	148,46 km/h	00:51.964	01:08.611	115,43 km/h
		Lauf 3:	00:01.426	00:01.702	00:12.759	173,17 km/h	00:46.230	01:02.117	127,50 km/h
		Lauf 4:	00:01.466	00:01.716	00:12.636	172,50 km/h	00:44.545	01:00.363	131,21 km/h
5	12	<b>MANDL Anton</b>	Opel Lotus Reynard						
		Lauf 1:	00:01.475	00:01.666	00:13.426	159,15 km/h	00:50.633	01:07.200	117,86 km/h
		Lauf 2:	00:01.489	00:01.797	00:13.643	165,43 km/h	00:47.761	01:04.690	122,43 km/h
		Lauf 3:	00:01.480	00:01.705	00:13.370	165,85 km/h	00:47.149	01:03.704	124,32 km/h
		Lauf 4:	00:01.486	00:01.719	00:13.075	168,87 km/h	00:45.021	01:01.301	129,20 km/h
6	13	<b>FEULNER Richard</b>	Dallara Opel 393						
		Lauf 1:	00:01.753	00:01.920	00:14.765	147,75 km/h	00:51.558	01:09.996	113,15 km/h
		Lauf 2:	00:01.652	00:01.894	00:13.406	160,51 km/h	00:46.972	01:03.924	123,90 km/h
		Lauf 3:	00:01.658	00:01.903	00:13.582	173,28 km/h	00:45.720	01:02.863	125,99 km/h
		Lauf 4:	00:01.731	00:01.916	00:13.589	172,23 km/h	00:44.817	01:02.053	127,63 km/h
7	16	<b>NOVY Lubor</b>	Dallara JSC 302						
		Lauf 1:	00:01.892	00:02.043	00:14.924	146,80 km/h	00:58.543	01:17.402	102,32 km/h
		Lauf 2:	00:01.825	00:01.703	00:13.030	172,42 km/h	00:51.965	01:08.523	115,58 km/h
		Lauf 3:	00:01.839	00:01.849	00:13.019	175,51 km/h	00:50.863	01:07.570	117,21 km/h
		Lauf 4:	00:01.727	00:01.729	00:12.713	176,66 km/h	00:47.753	01:03.922	123,90 km/h
8	11	<b>KRAUS Gebhard</b>	Opel Lotus						
		Lauf 1:	00:01.558	00:01.761	00:14.672	136,70 km/h	01:00.746	01:18.737	100,59 km/h
		Lauf 2:	00:01.512	00:01.798	00:14.177	151,56 km/h	00:53.755	01:11.242	111,17 km/h
		Lauf 3:	00:01.569	00:01.751	00:13.985	161,45 km/h	00:51.355	01:08.660	115,35 km/h
		Lauf 4:	00:01.541	00:01.716	00:13.667	165,11 km/h	00:49.495	01:06.419	119,24 km/h

## Sektorzeiten & Speeds - Gruppe D/E2-SS

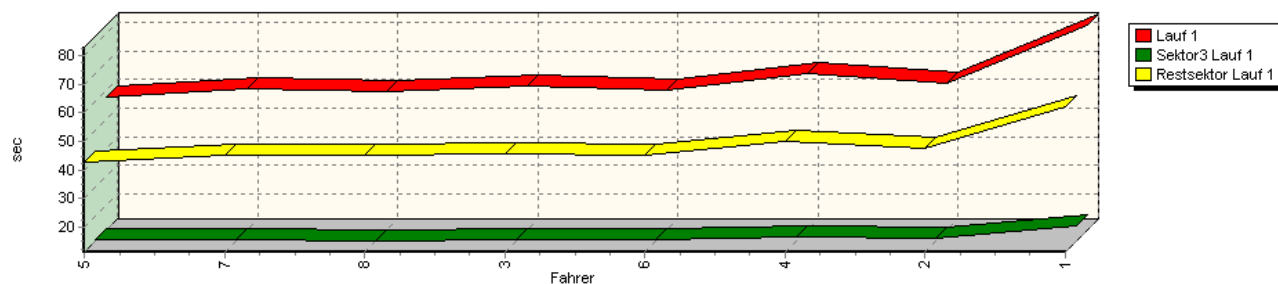
Speed-Diagramm Lauf 1



Sektor-Diagramm (Start) Lauf 1



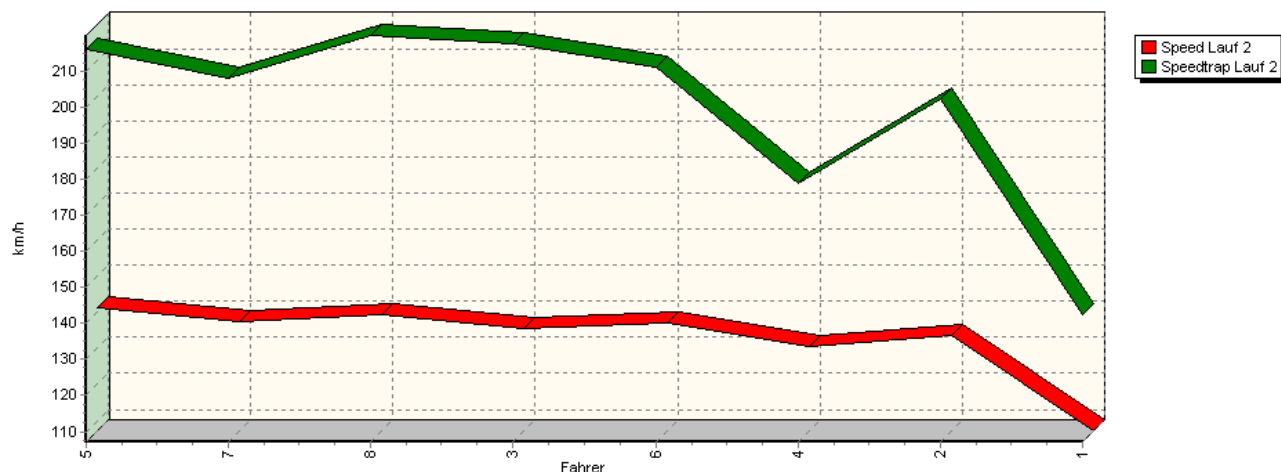
Sektor-Diagramm (Rest) Lauf 1



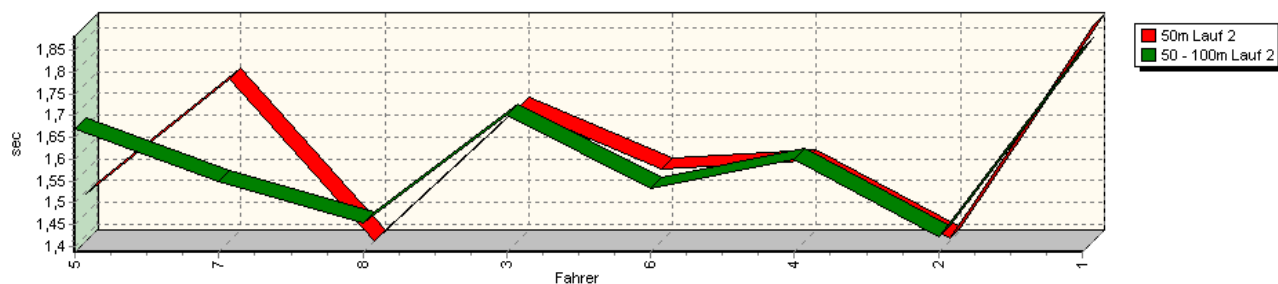


## Sektorzeiten & Speeds - Gruppe D/E2-SS

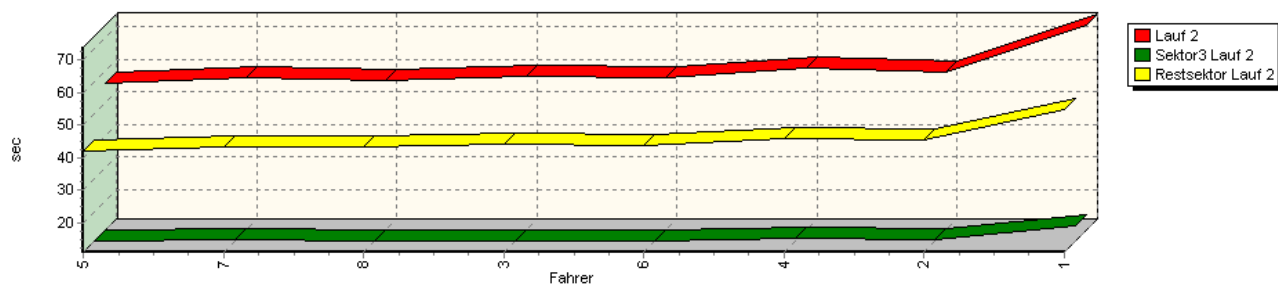
Speed-Diagramm Lauf 2



Sektor-Diagramm (Start) Lauf 2

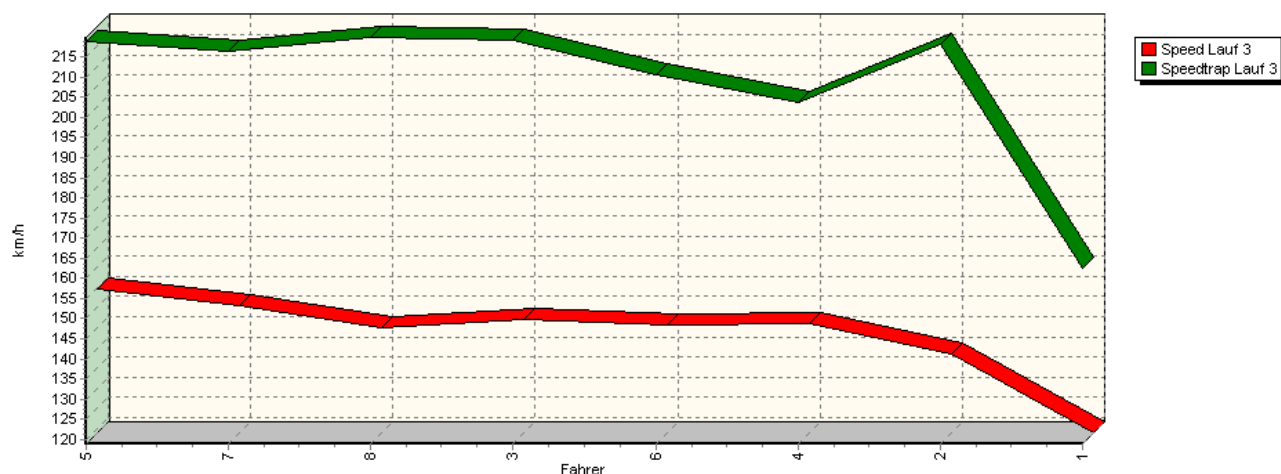


Sektor-Diagramm (Rest) Lauf 2

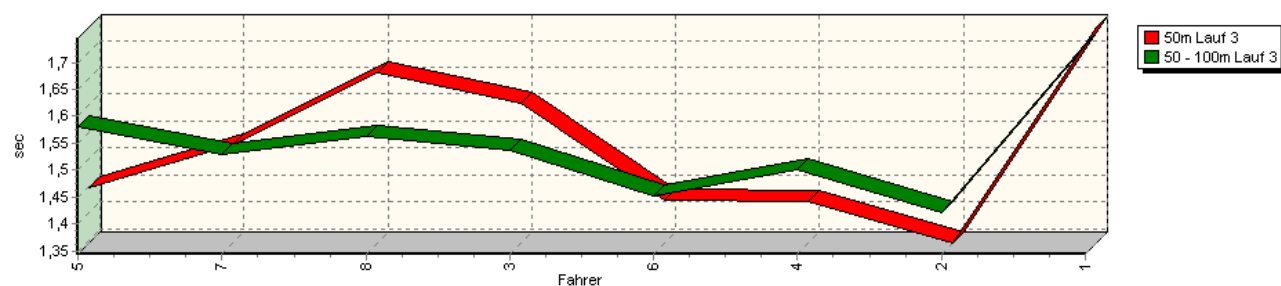


## Sektorzeiten & Speeds - Gruppe D/E2-SS

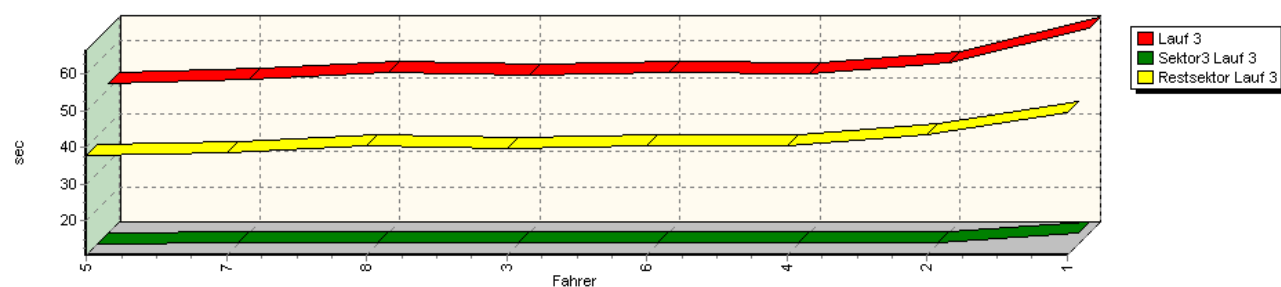
Speed-Diagramm Lauf 3



Sektor-Diagramm (Start) Lauf 3



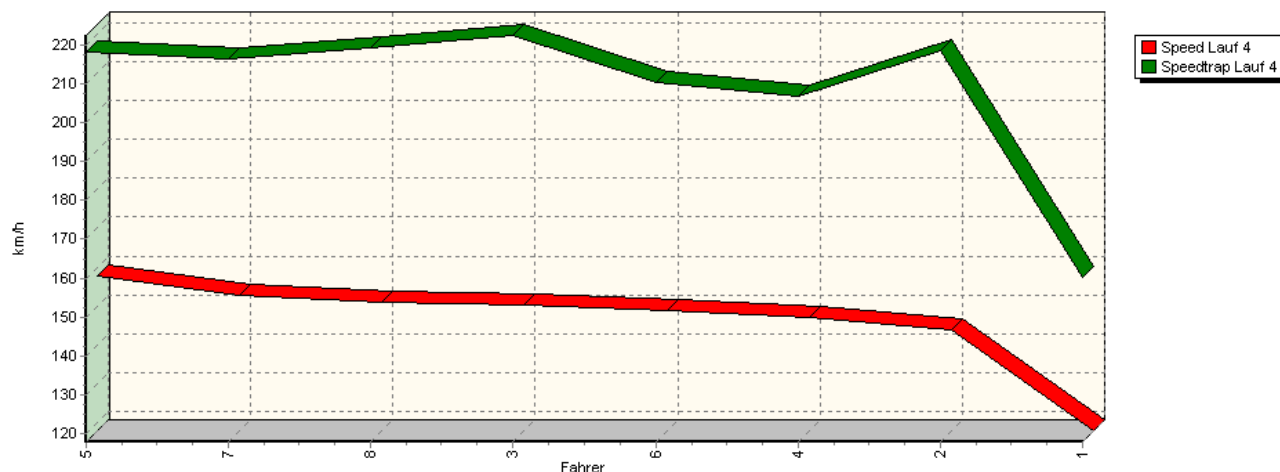
Sektor-Diagramm (Rest) Lauf 3



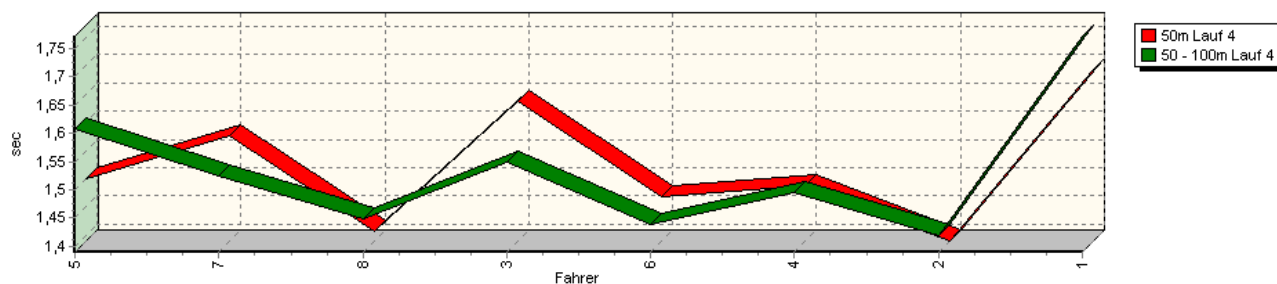


## Sektorzeiten & Speeds - Gruppe D/E2-SS

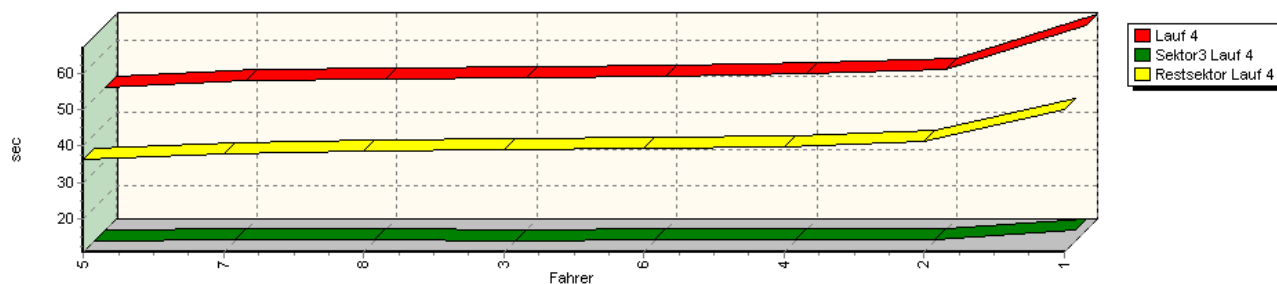
Speed-Diagramm Lauf 4



Sektor-Diagramm (Start) Lauf 4



Sektor-Diagramm (Rest) Lauf 4



Rg.	Nr.	Sektor 1 (15m)	Sektor 2 (15-50m)	Sektor 3	Speed Trap	Sektor 4	Laufzeit	Speed (Lauf)	
1	5	STEINER Marcel		Osella FA30/Zytek					
		Lauf 1:	00:01.555	00:01.758	00:11.664	214,98 km/h	00:42.846	00:57.823	136,97 km/h
		Lauf 2:	00:01.494	00:01.669	00:11.152	216,12 km/h	00:41.817	00:56.132	141,10 km/h
		Lauf 3:	00:01.446	00:01.580	00:10.584	218,95 km/h	00:37.666	00:51.276	154,46 km/h
		Lauf 4:	00:01.500	00:01.608	00:10.747	218,11 km/h	00:36.338	00:50.193	157,79 km/h

## Sektorzeiten & Speeds - Gruppe D/E2-SS

Rg.	Nr.		Sektor 1 (15m)	Sektor 2 (15-50m)	Sektor 3	Speed Trap	Sektor 4	Laufzeit	Speed (Lauf)
2	7	<b>KRAJCI Jaroslav</b>		Lola B 02/50					
		Lauf 1:	00:01.959	00:01.694	00:11.560	185,43 km/h	00:45.308	01:00.521	130,86 km/h
		Lauf 2:	00:01.759	00:01.547	00:11.184	207,86 km/h	00:43.195	00:57.685	137,30 km/h
		Lauf 3:	00:01.526	00:01.530	00:10.931	216,53 km/h	00:38.637	00:52.624	150,50 km/h
		Lauf 4:	00:01.576	00:01.524	00:11.006	216,47 km/h	00:37.759	00:51.865	152,71 km/h
3	8	<b>BORMOLINI Fausto</b>		Reynard K02					
		Lauf 1:	00:01.508	00:01.503	00:11.309	214,50 km/h	00:45.353	00:59.673	132,72 km/h
		Lauf 2:	00:01.386	00:01.453	00:10.950	219,87 km/h	00:43.110	00:56.899	139,20 km/h
		Lauf 3:	00:01.659	00:01.563	00:10.907	219,87 km/h	00:40.437	00:54.566	145,14 km/h
		Lauf 4:	00:01.408	00:01.448	00:10.949	219,38 km/h	00:38.695	00:52.500	150,86 km/h
4	3	<b>NEVERIL Dusan</b>		Lola B 03/50					
		Lauf 1:	00:01.868	00:01.807	00:11.827	198,31 km/h	00:45.809	01:01.311	129,18 km/h
		Lauf 2:	00:01.691	00:01.701	00:10.972	217,63 km/h	00:44.029	00:58.393	135,63 km/h
		Lauf 3:	00:01.603	00:01.538	00:10.840	219,24 km/h	00:39.888	00:53.869	147,02 km/h
		Lauf 4:	00:01.638	00:01.548	00:10.731	222,46 km/h	00:38.788	00:52.705	150,27 km/h
5	6	<b>CINELLI Franco</b>		Lola Zytek					
		Lauf 1:	00:01.690	00:01.631	00:11.586	205,88 km/h	00:45.298	01:00.205	131,55 km/h
		Lauf 2:	00:01.552	00:01.534	00:11.032	210,87 km/h	00:43.744	00:57.862	136,88 km/h
		Lauf 3:	00:01.423	00:01.453	00:10.949	210,69 km/h	00:40.558	00:54.383	145,63 km/h
		Lauf 4:	00:01.468	00:01.440	00:10.988	210,21 km/h	00:39.292	00:53.188	148,91 km/h
6	4	<b>SVOBODA Milan</b>		Lola T 96/50					
		Lauf 1:	00:01.702	00:01.699	00:12.547	157,62 km/h	00:49.974	01:05.922	120,14 km/h
		Lauf 2:	00:01.570	00:01.600	00:11.617	178,89 km/h	00:45.844	01:00.631	130,63 km/h
		Lauf 3:	00:01.420	00:01.502	00:10.914	203,70 km/h	00:40.396	00:54.232	146,04 km/h
		Lauf 4:	00:01.487	00:01.495	00:11.180	206,88 km/h	00:39.724	00:53.886	146,98 km/h
7	2	<b>NAPIONE Renzo</b>		Reynard KO2					
		Lauf 1:	00:01.534	00:01.563	00:12.075	184,71 km/h	00:47.452	01:02.624	126,47 km/h
		Lauf 2:	00:01.392	00:01.420	00:11.284	202,36 km/h	00:45.248	00:59.344	133,46 km/h
		Lauf 3:	00:01.344	00:01.420	00:10.962	218,29 km/h	00:43.459	00:57.185	138,50 km/h
		Lauf 4:	00:01.390	00:01.419	00:10.963	218,44 km/h	00:41.291	00:55.063	143,84 km/h
8	1	<b>GIULLANI Ivano</b>		Lola Zytek					
		Lauf 1:	00:01.960	00:02.099	00:16.524	134,06 km/h	01:02.222	01:22.805	95,65 km/h
		Lauf 2:	00:01.883	00:01.855	00:15.495	142,38 km/h	00:54.691	01:13.924	107,14 km/h
		Lauf 3:	00:01.745	00:01.734	00:13.454	162,60 km/h	00:49.668	01:06.601	118,92 km/h
		Lauf 4:	00:01.694	00:01.772	00:13.847	160,05 km/h	00:49.893	01:07.206	117,85 km/h