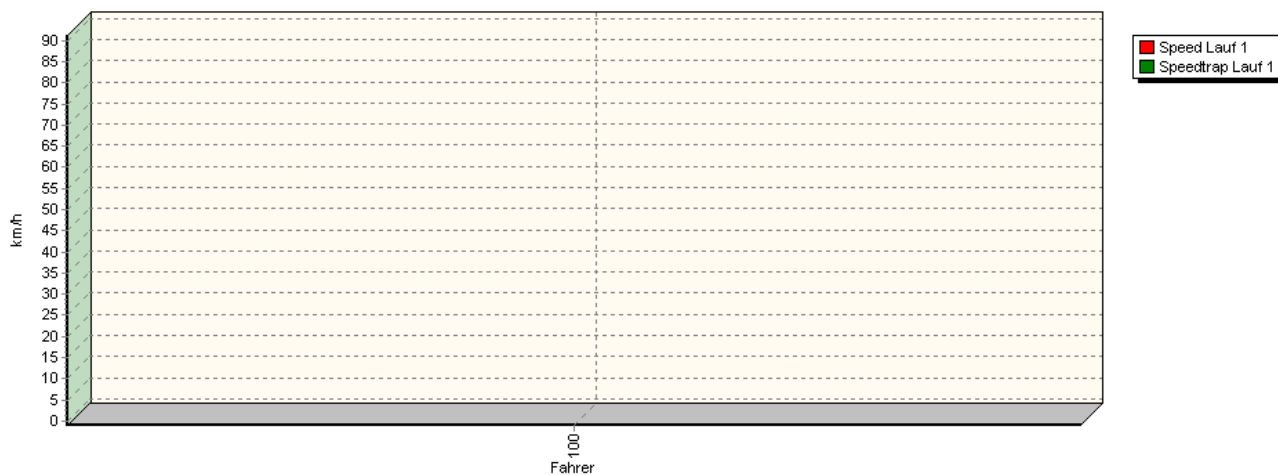
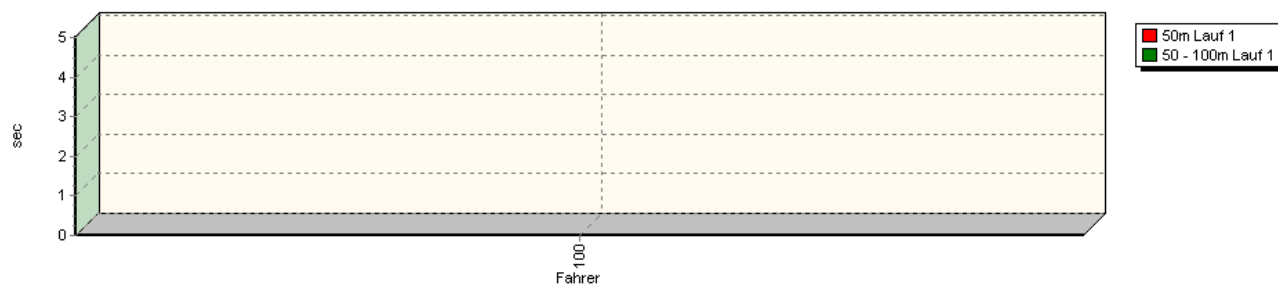


Sektorzeiten & Speeds - Gruppe G (DMSB)

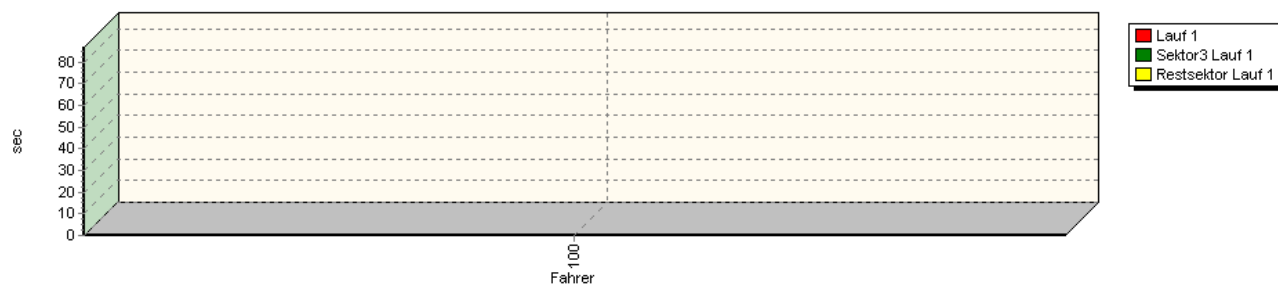
Speed-Diagramm Lauf 1



Sektor-Diagramm (Start) Lauf 1

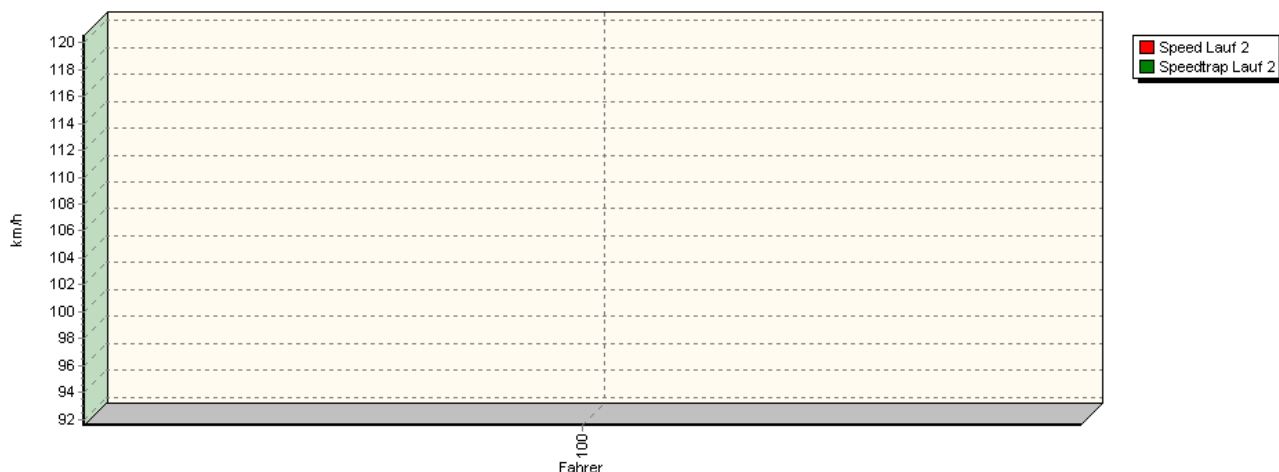


Sektor-Diagramm (Rest) Lauf 1

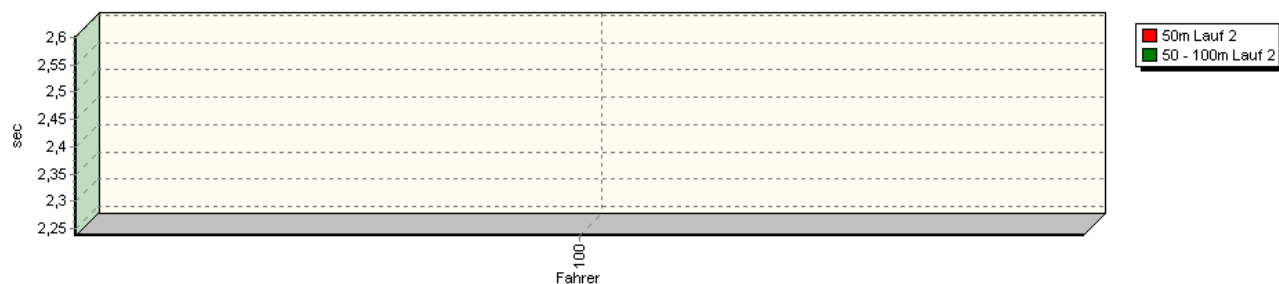


Sektorzeiten & Speeds - Gruppe G (DMSB)

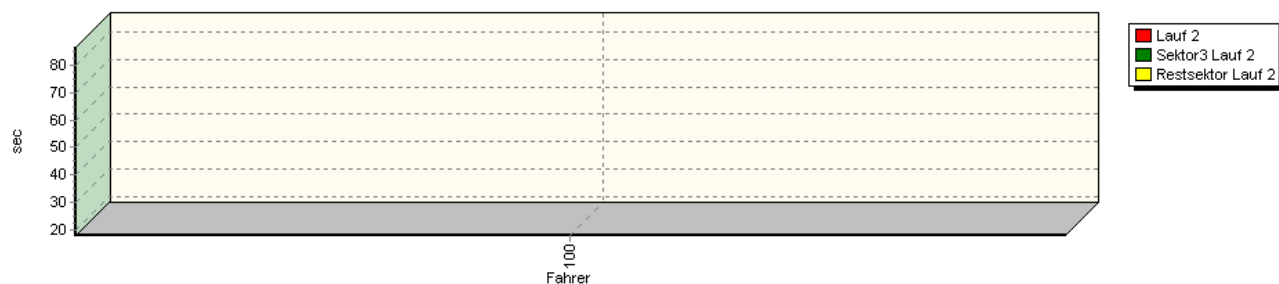
Speed-Diagramm Lauf 2



Sektor-Diagramm (Start) Lauf 2

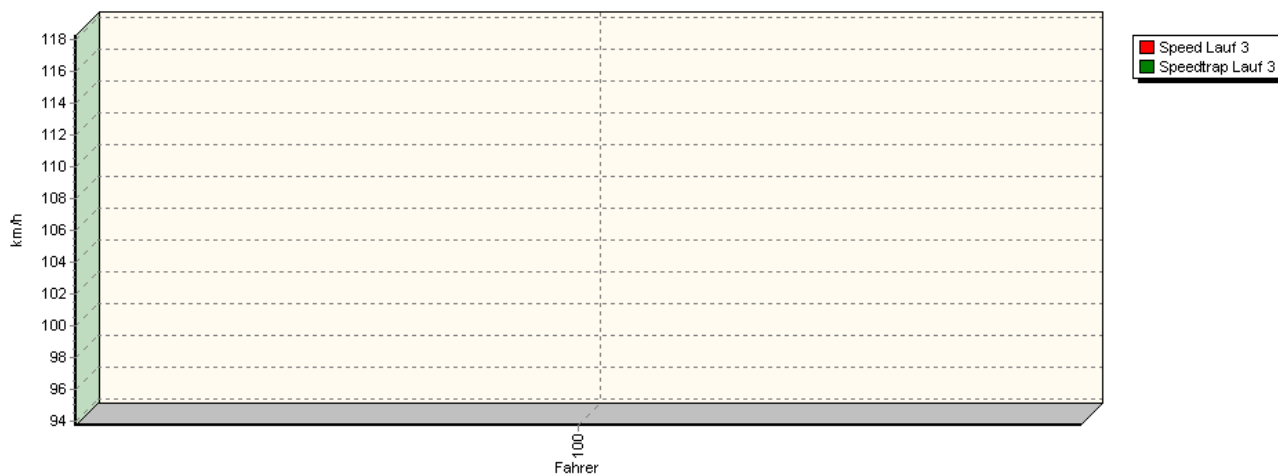


Sektor-Diagramm (Rest) Lauf 2

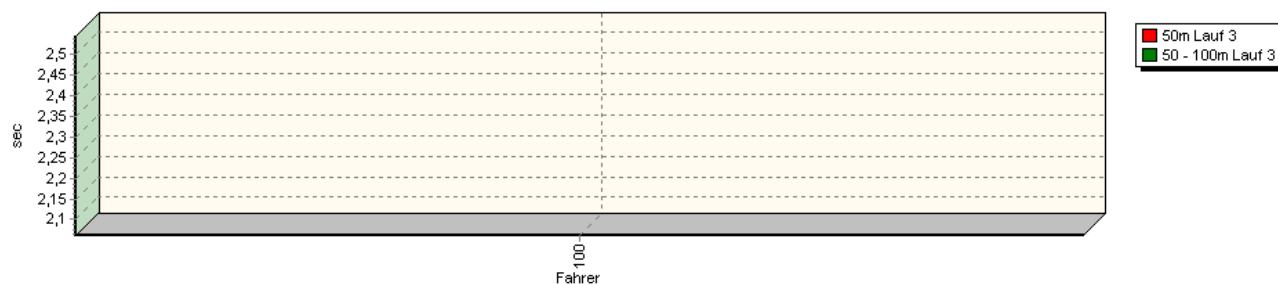


Sektorzeiten & Speeds - Gruppe G (DMSB)

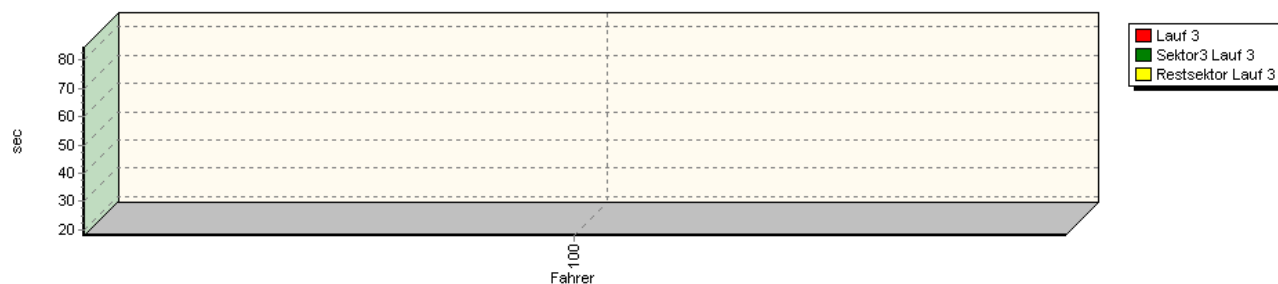
Speed-Diagramm Lauf 3



Sektor-Diagramm (Start) Lauf 3

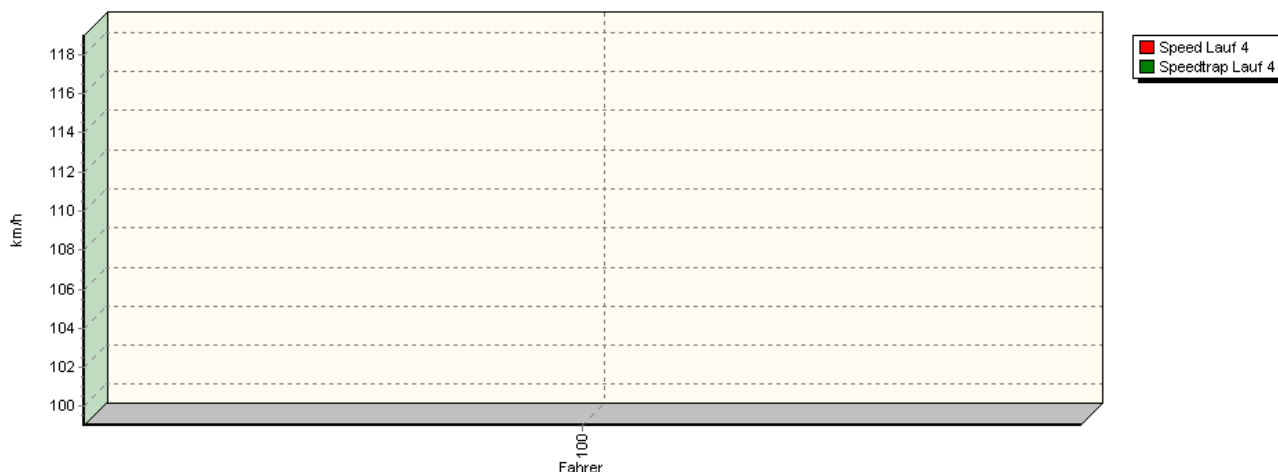


Sektor-Diagramm (Rest) Lauf 3

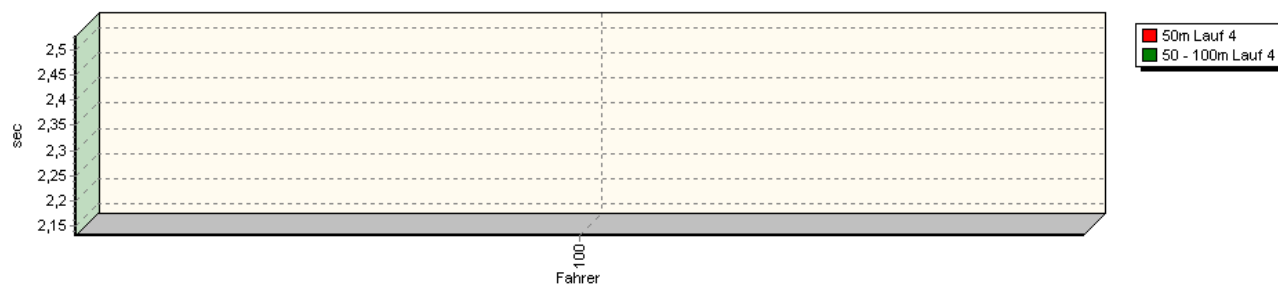


Sektorzeiten & Speeds - Gruppe G (DMSB)

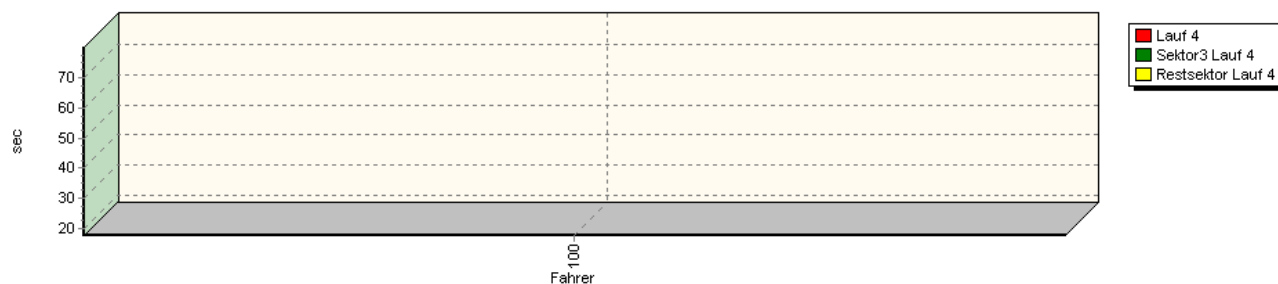
Speed-Diagramm Lauf 4



Sektor-Diagramm (Start) Lauf 4



Sektor-Diagramm (Rest) Lauf 4



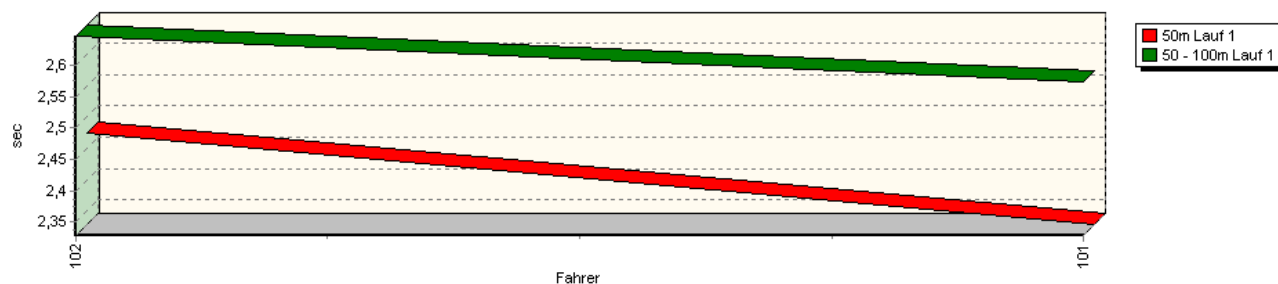
Rg.	Nr.	Sektor 1 (15m)	Sektor 2 (15-50m)	Sektor 3	Speed Trap	Sektor 4	Laufzeit	Speed (Lauf)	
1	100	BOCH Heinz-Peter		BMW 316 i					
		Lauf 1:	00:05.045	*	* km/h	*	01:26.844	91,20 km/h	
		Lauf 2:	00:02.238	00:02.602	00:17.960	120,54 km/h	01:03.700	01:26.500	91,56 km/h
		Lauf 3:	00:02.061	00:02.545	00:18.012	118,30 km/h	01:01.889	01:24.507	93,72 km/h
		Lauf 4:	00:02.131	00:02.527	00:17.770	118,99 km/h	00:57.550	01:19.978	99,03 km/h

Sektorzeiten & Speeds - Gruppe G (DMSB)

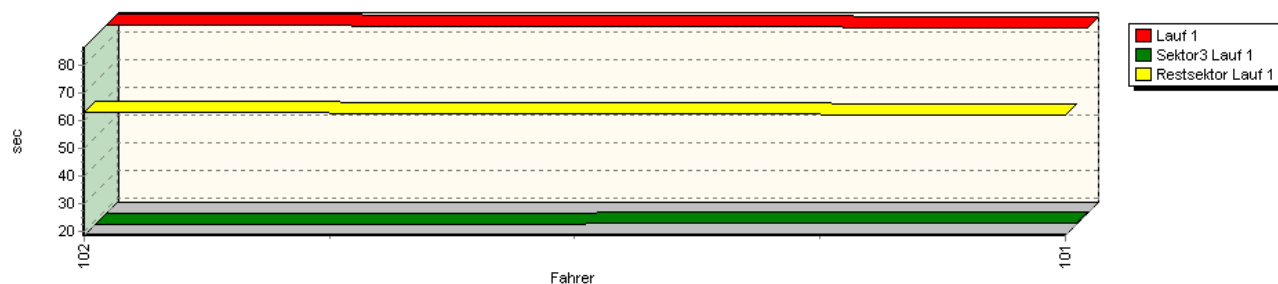
Speed-Diagramm Lauf 1



Sektor-Diagramm (Start) Lauf 1

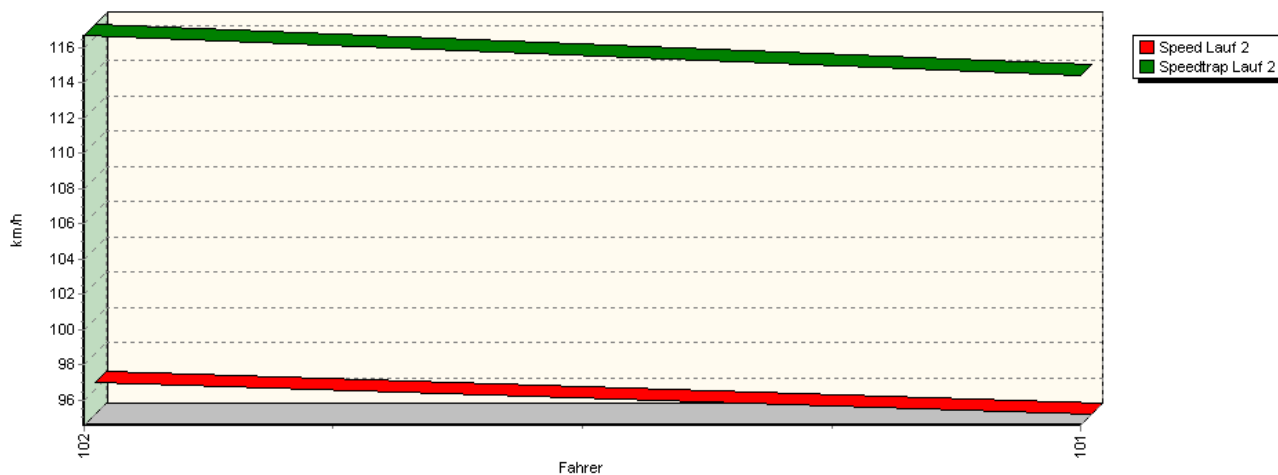


Sektor-Diagramm (Rest) Lauf 1

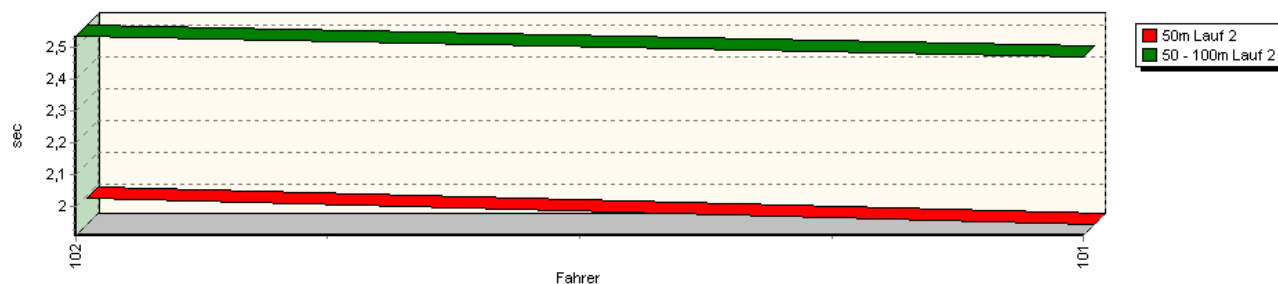


Sektorzeiten & Speeds - Gruppe G (DMSB)

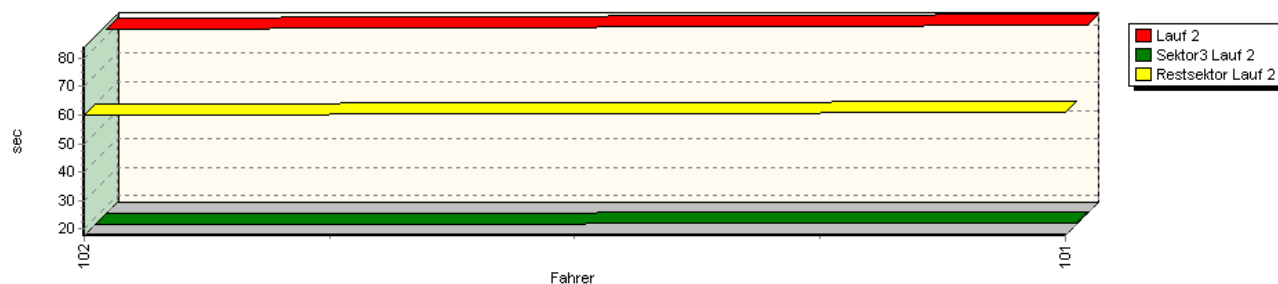
Speed-Diagramm Lauf 2



Sektor-Diagramm (Start) Lauf 2

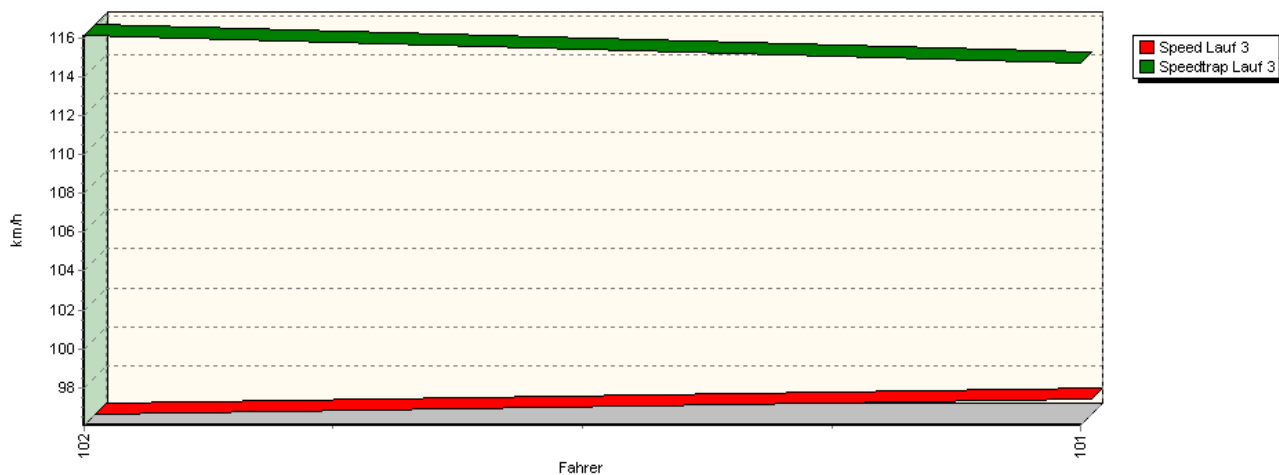


Sektor-Diagramm (Rest) Lauf 2

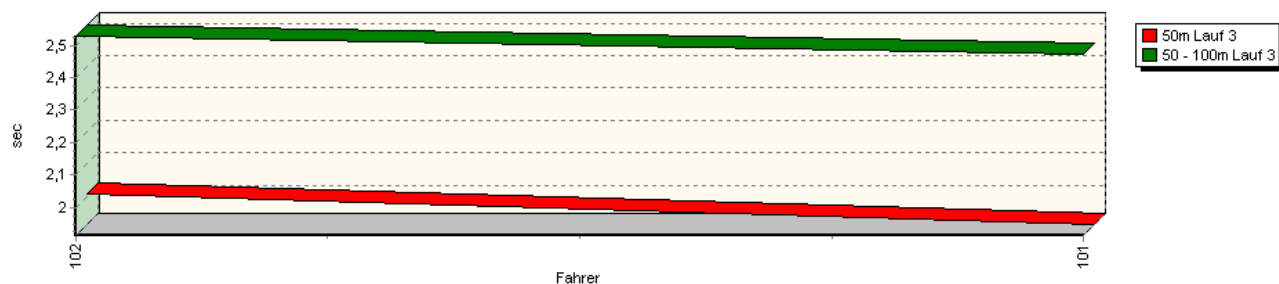


Sektorzeiten & Speeds - Gruppe G (DMSB)

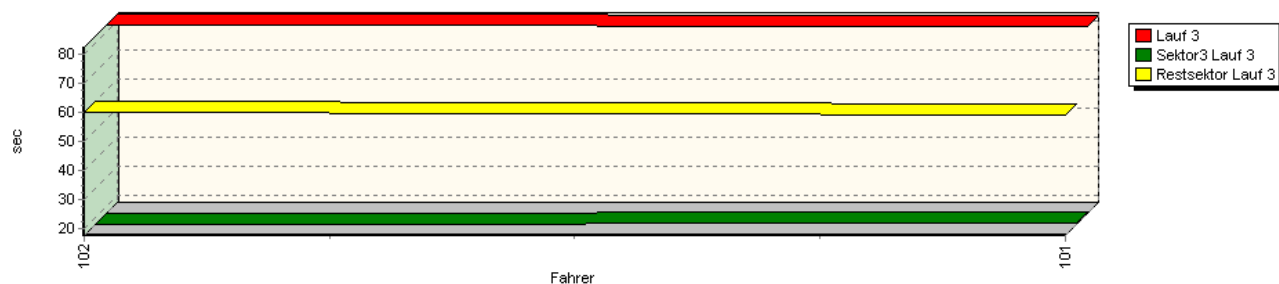
Speed-Diagramm Lauf 3



Sektor-Diagramm (Start) Lauf 3

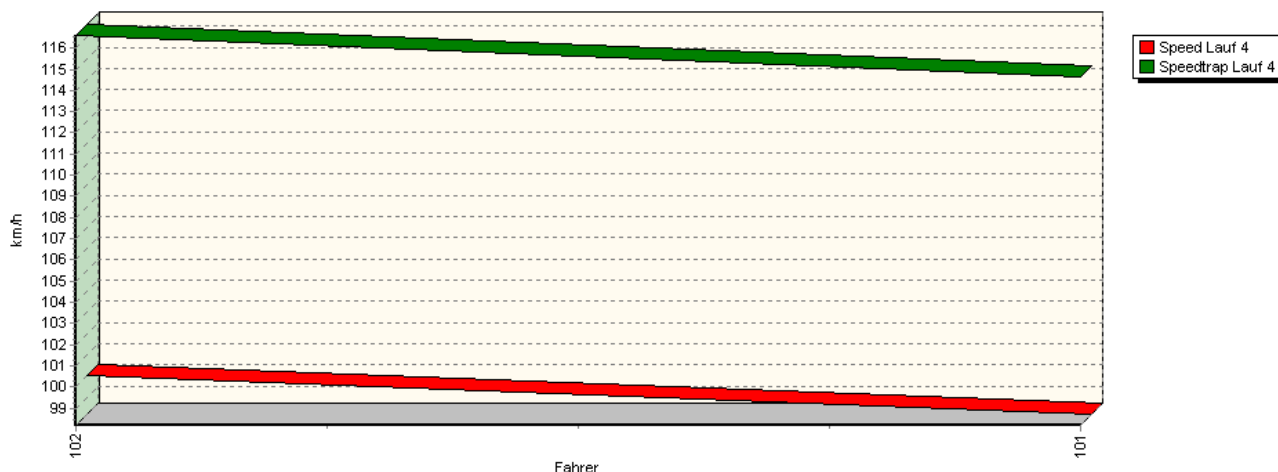


Sektor-Diagramm (Rest) Lauf 3

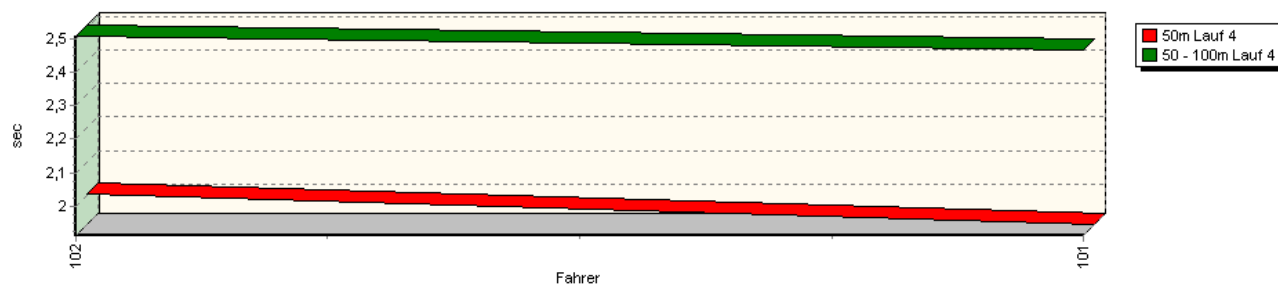


Sektorzeiten & Speeds - Gruppe G (DMSB)

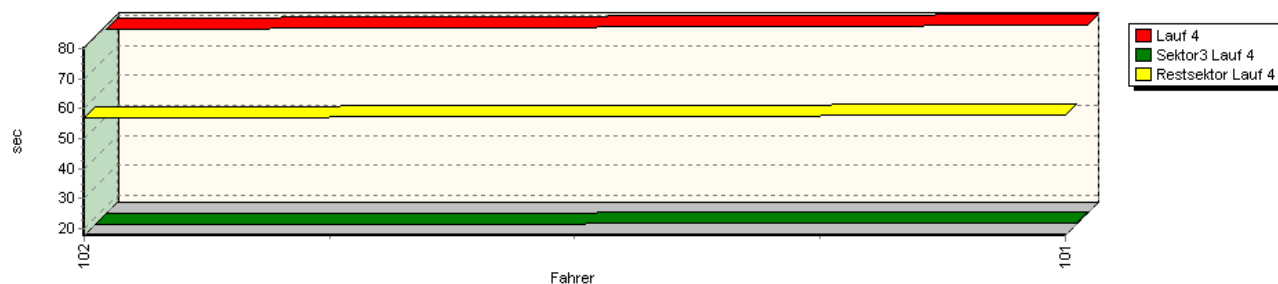
Speed-Diagramm Lauf 4



Sektor-Diagramm (Start) Lauf 4



Sektor-Diagramm (Rest) Lauf 4

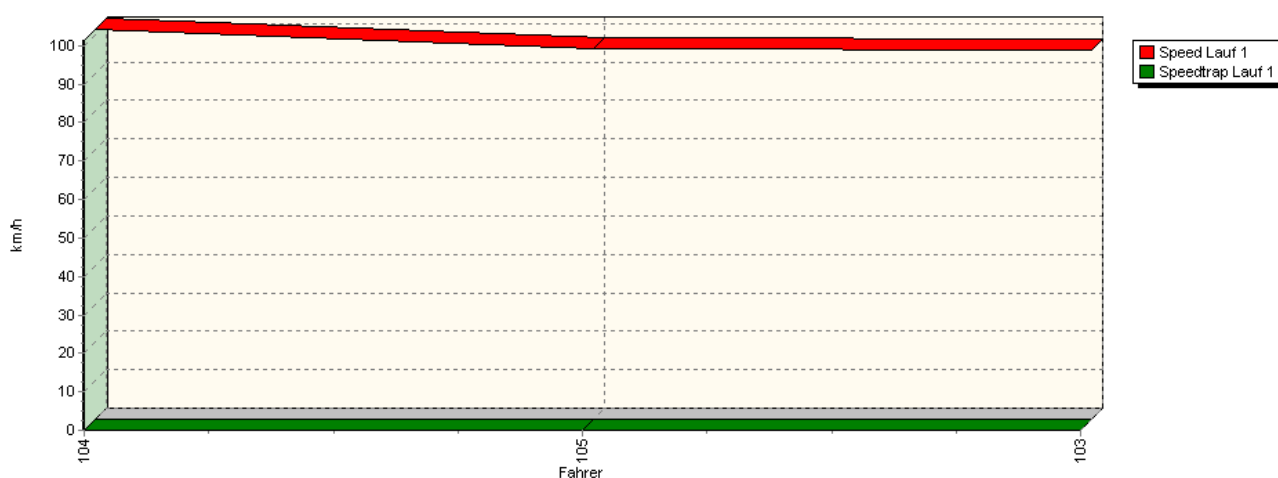


Rg.	Nr.	Sektor 1 (15m)	Sektor 2 (15-50m)	Sektor 3	Speed Trap	Sektor 4	Laufzeit	Speed (Lauf)	
1	102	BODNER Christian		Toyota Corolla					
		Lauf 1:	00:02.474	00:02.646	00:18.310	0,00 km/h	01:03.135	01:26.565	91,49 km/h
		Lauf 2:	00:01.994	00:02.534	00:17.809	116,67 km/h	00:59.843	01:22.180	96,37 km/h
		Lauf 3:	00:02.009	00:02.528	00:17.831	116,11 km/h	01:00.060	01:22.428	96,08 km/h
		Lauf 4:	00:02.004	00:02.508	00:17.529	116,60 km/h	00:57.116	01:19.157	100,05 km/h

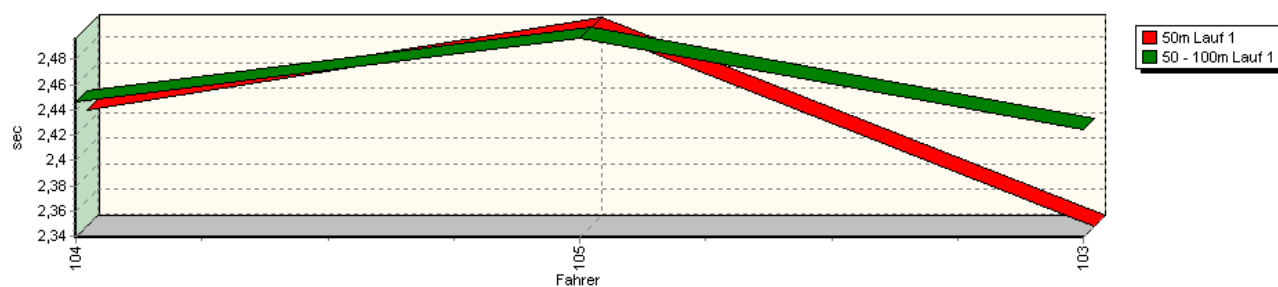
Sektorzeiten & Speeds - Gruppe G (DMSB)

Rg.	Nr.		Sektor 1 (15m)	Sektor 2 (15-50m)	Sektor 3	Speed Trap	Sektor 4	Laufzeit	Speed (Lauf)
2	101	HULM Michael		VW Golf II					
		Lauf 1:	00:02.329	00:02.574	00:18.655	0,00 km/h	01:02.148	01:25.706	92,41 km/h
		Lauf 2:	00:01.910	00:02.470	00:18.178	114,38 km/h	01:01.171	01:23.729	94,59 km/h
		Lauf 3:	00:01.914	00:02.473	00:18.123	114,66 km/h	00:59.247	01:21.757	96,87 km/h
		Lauf 4:	00:01.912	00:02.467	00:18.190	114,62 km/h	00:58.079	01:20.648	98,20 km/h

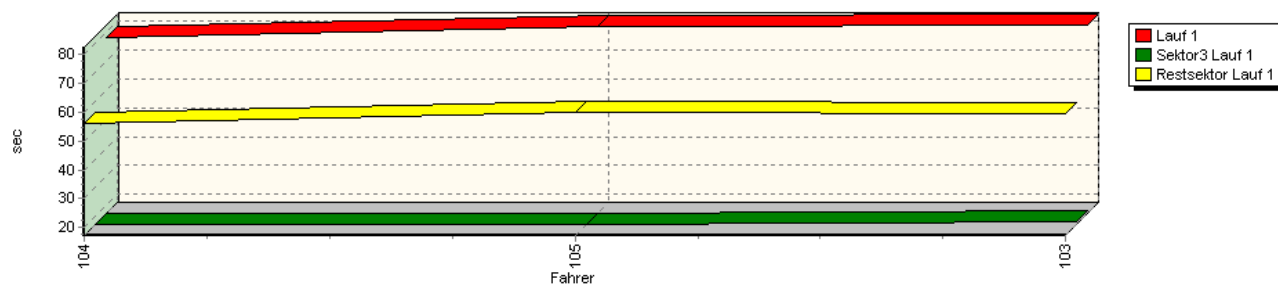
Speed-Diagramm Lauf 1



Sektor-Diagramm (Start) Lauf 1

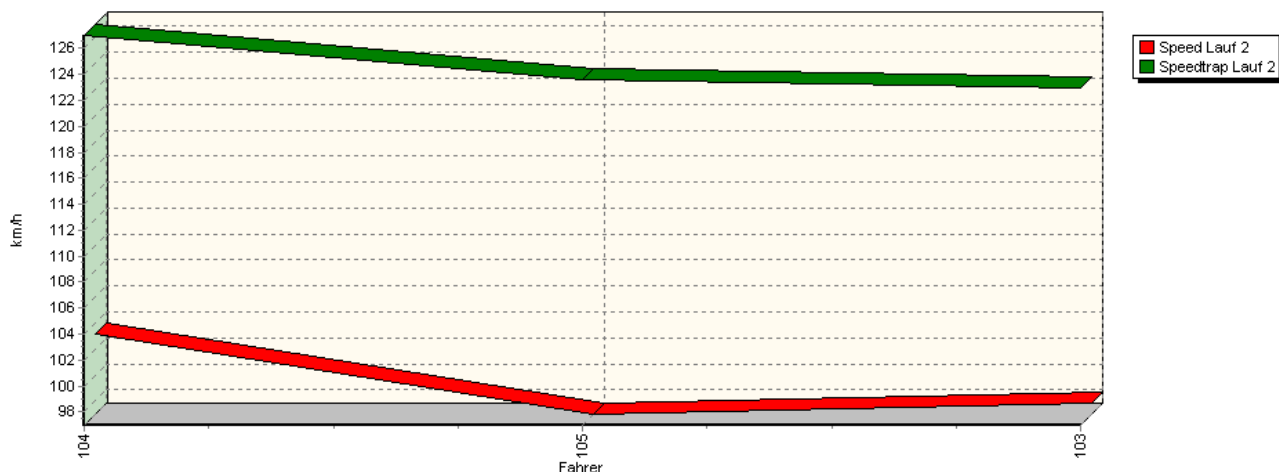


Sektor-Diagramm (Rest) Lauf 1

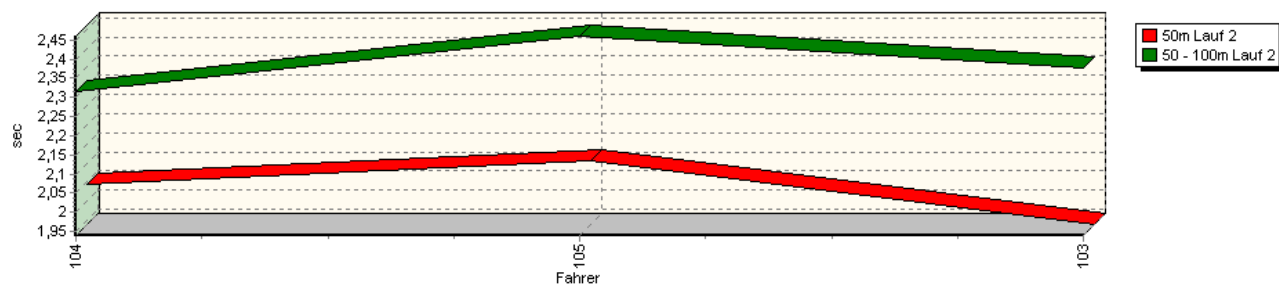


Sektorzeiten & Speeds - Gruppe G (DMSB)

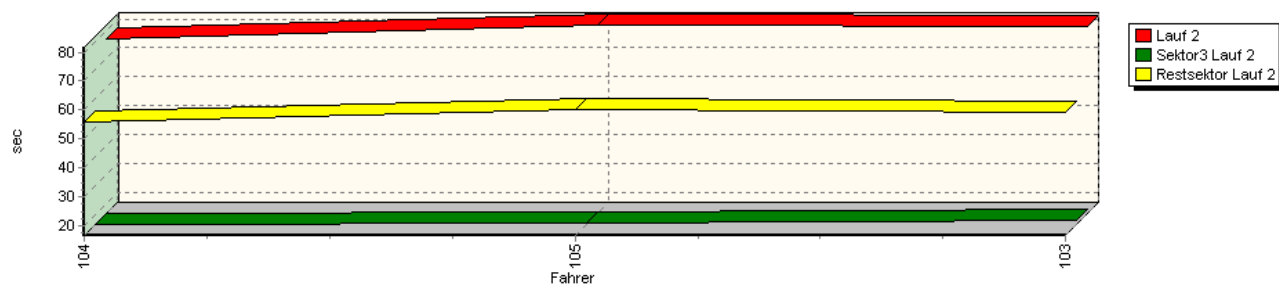
Speed-Diagramm Lauf 2



Sektor-Diagramm (Start) Lauf 2

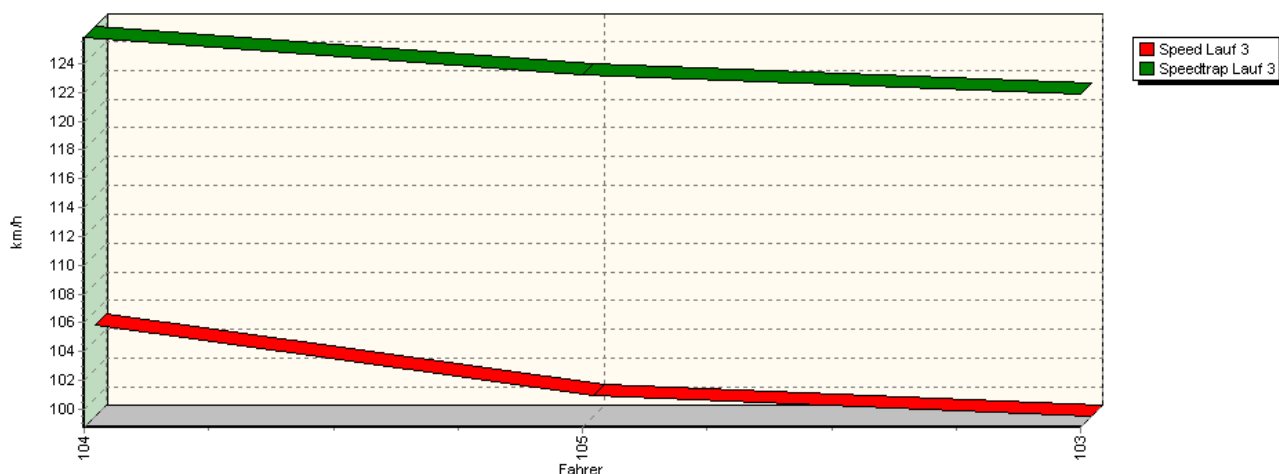


Sektor-Diagramm (Rest) Lauf 2

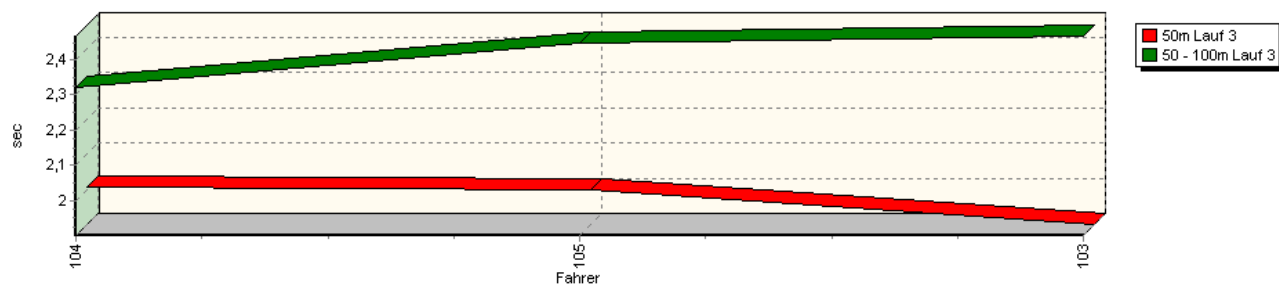


Sektorzeiten & Speeds - Gruppe G (DMSB)

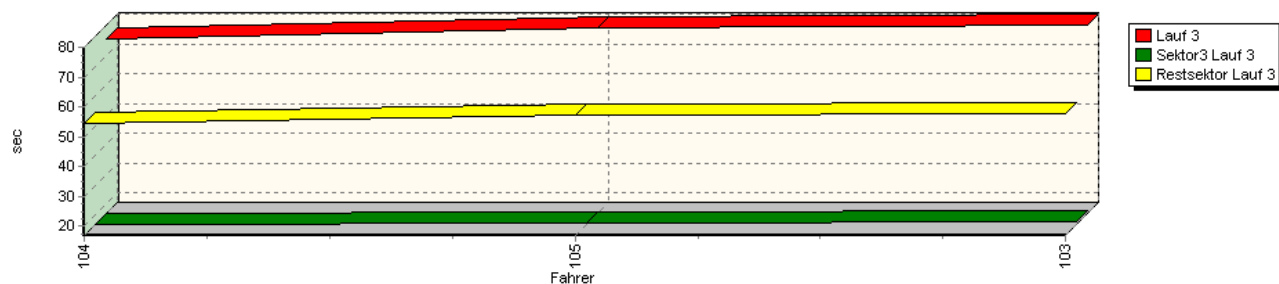
Speed-Diagramm Lauf 3



Sektor-Diagramm (Start) Lauf 3

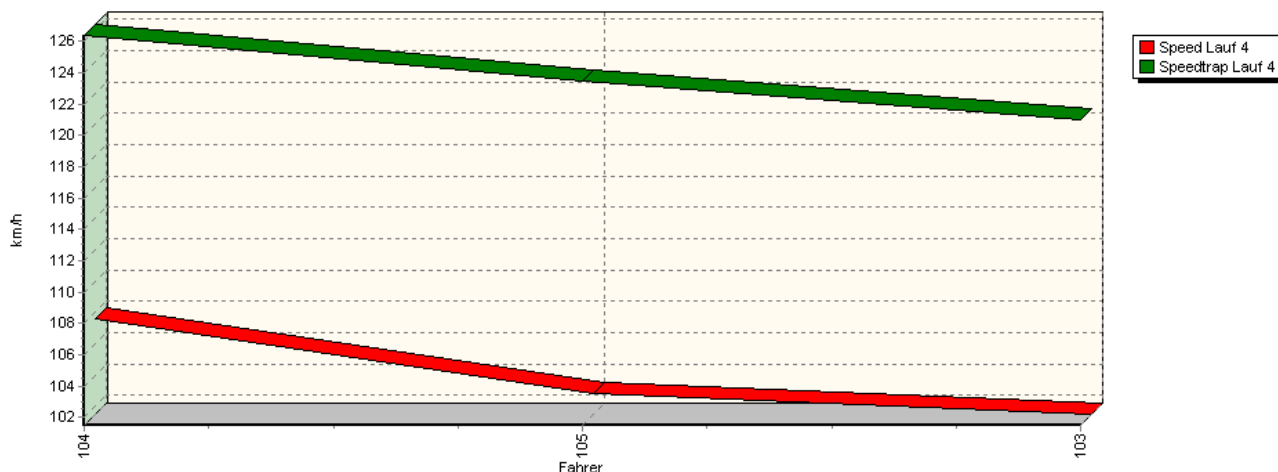


Sektor-Diagramm (Rest) Lauf 3

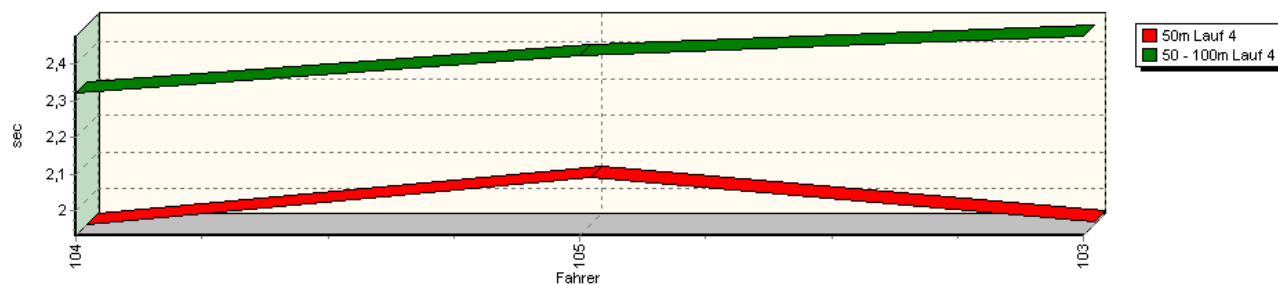


Sektorzeiten & Speeds - Gruppe G (DMSB)

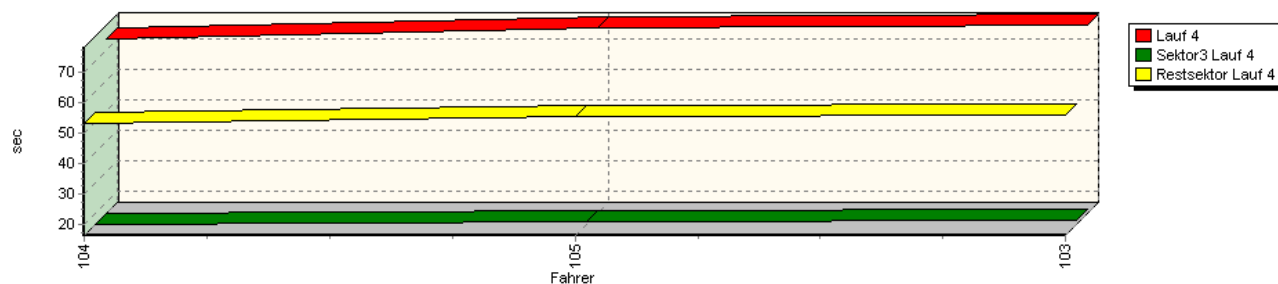
Speed-Diagramm Lauf 4



Sektor-Diagramm (Start) Lauf 4



Sektor-Diagramm (Rest) Lauf 4

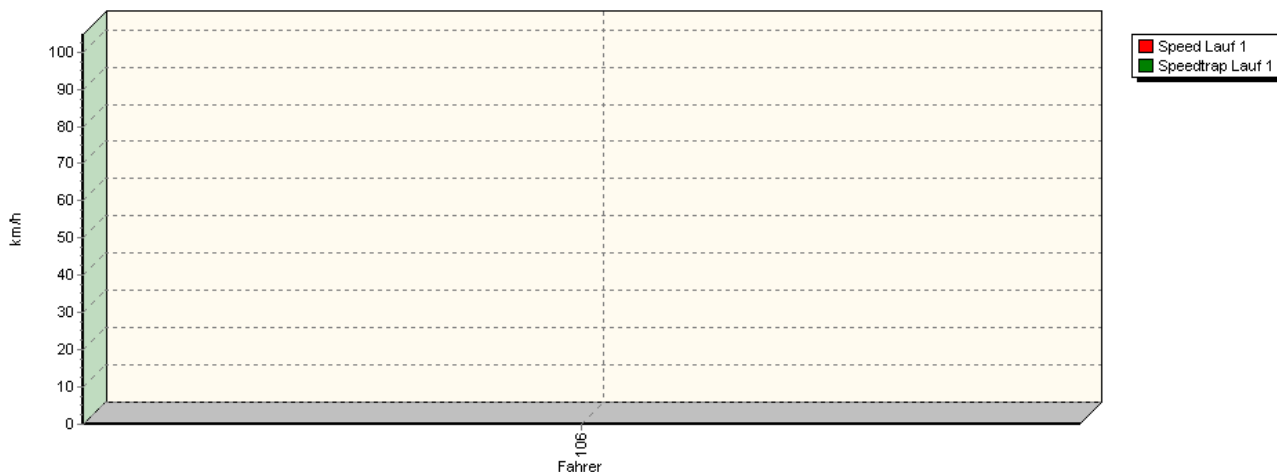


Rg.	Nr.	Sektor 1 (15m)	Sektor 2 (15-50m)	Sektor 3	Speed Trap	Sektor 4	Laufzeit	Speed (Lauf)	
1	104	UENZEN Hendrik		Opel Kadett E GSI					
		Lauf 1:	00:02.431	00:02.447	00:17.131	0,00 km/h	00:56.121	01:18.130	101,37 km/h
		Lauf 2:	00:02.043	00:02.315	00:16.482	127,01 km/h	00:55.965	01:16.805	103,12 km/h
		Lauf 3:	00:02.007	00:02.322	00:16.695	125,81 km/h	00:54.347	01:15.371	105,08 km/h
		Lauf 4:	00:01.932	00:02.323	00:16.428	126,39 km/h	00:52.940	01:13.623	107,58 km/h

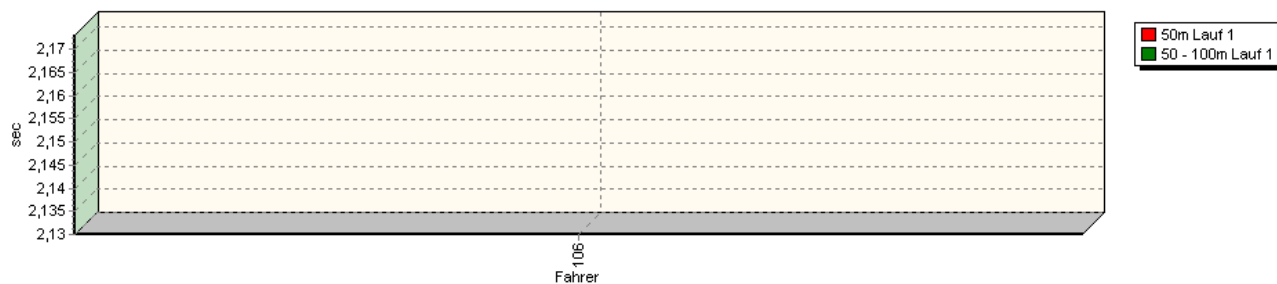
Sektorzeiten & Speeds - Gruppe G (DMSB)

Rg.	Nr.	Sektor 1 (15m)	Sektor 2 (15-50m)	Sektor 3	Speed Trap	Sektor 4	Laufzeit	Speed (Lauf)	
2	105	UENZEN Nikolas		Opel Astra F GSI					
		Lauf 1:	00:02.496	00:02.497	00:17.298	0,00 km/h	00:59.848	01:22.139	96,42 km/h
		Lauf 2:	00:02.105	00:02.460	00:17.128	123,55 km/h	00:59.986	01:21.679	96,97 km/h
		Lauf 3:	00:01.999	00:02.445	00:17.159	123,25 km/h	00:57.449	01:19.052	100,19 km/h
		Lauf 4:	00:02.060	00:02.425	00:17.150	123,52 km/h	00:55.381	01:17.016	102,84 km/h
3	103	ALT Holger		Ford Escort RS 2000					
		Lauf 1:	00:02.339	00:02.425	00:18.163	0,00 km/h	00:59.687	01:22.614	95,87 km/h
		Lauf 2:	00:01.939	00:02.375	00:17.698	122,97 km/h	00:58.969	01:20.981	97,80 km/h
		Lauf 3:	00:01.902	00:02.465	00:17.846	121,92 km/h	00:57.992	01:20.205	98,75 km/h
		Lauf 4:	00:01.940	00:02.477	00:17.967	121,02 km/h	00:55.655	01:18.039	101,49 km/h

Speed-Diagramm Lauf 1

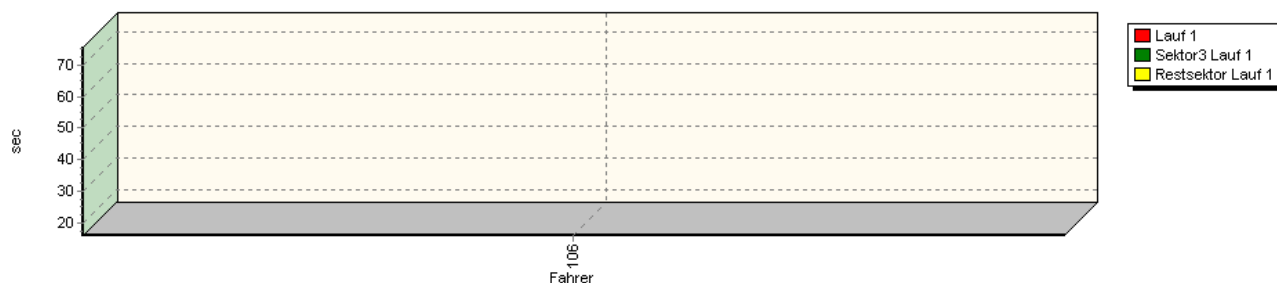


Sektor-Diagramm (Start) Lauf 1

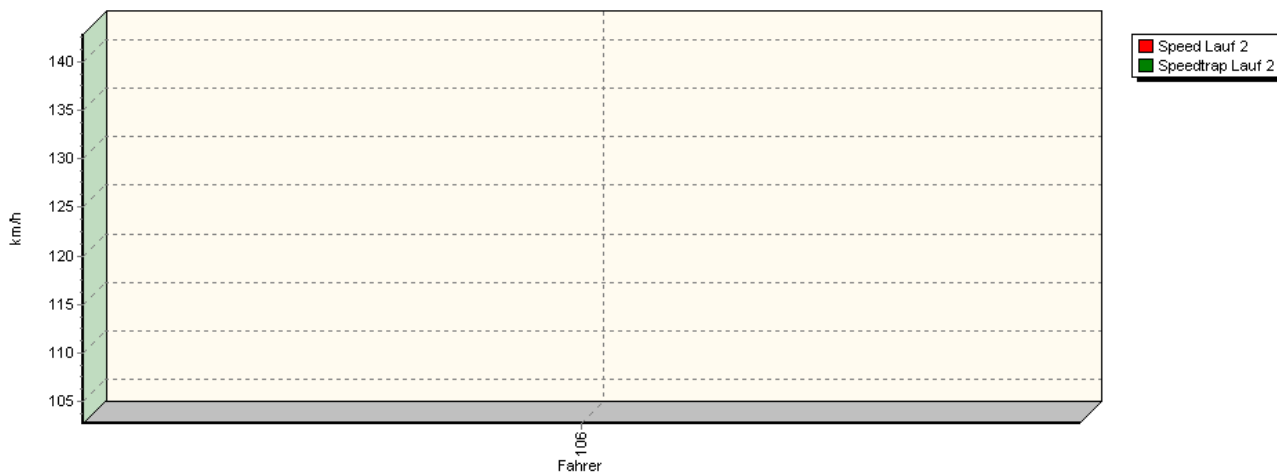


Sektorzeiten & Speeds - Gruppe G (DMSB)

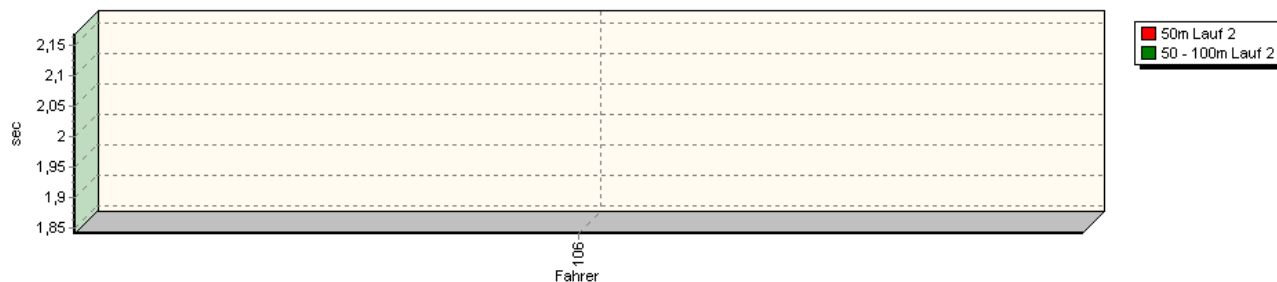
Sektor-Diagramm (Rest) Lauf 1



Speed-Diagramm Lauf 2

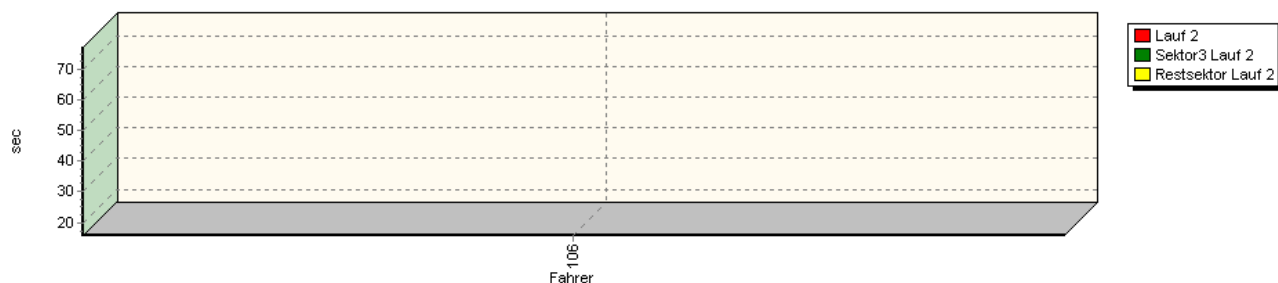


Sektor-Diagramm (Start) Lauf 2

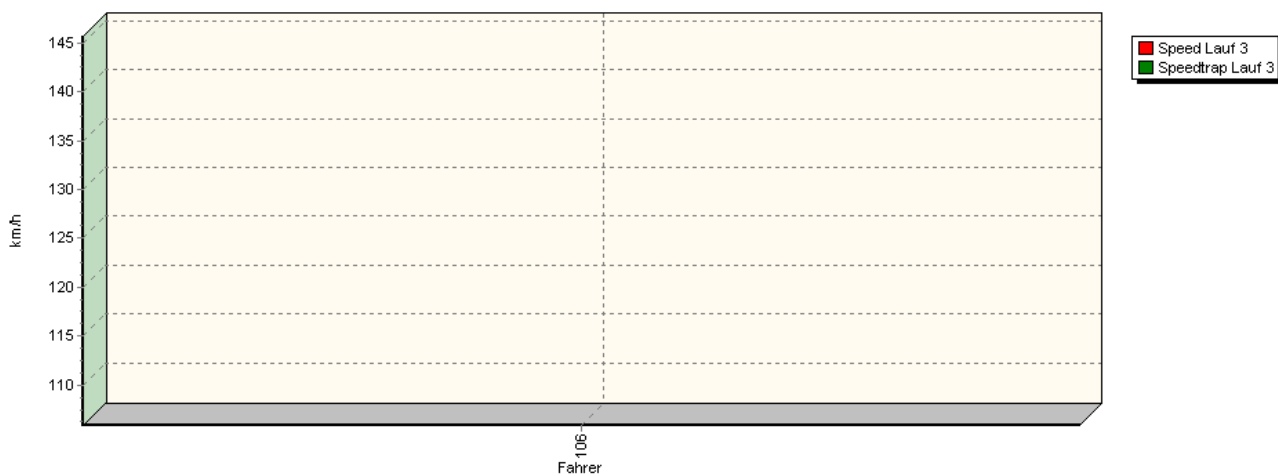


Sektorzeiten & Speeds - Gruppe G (DMSB)

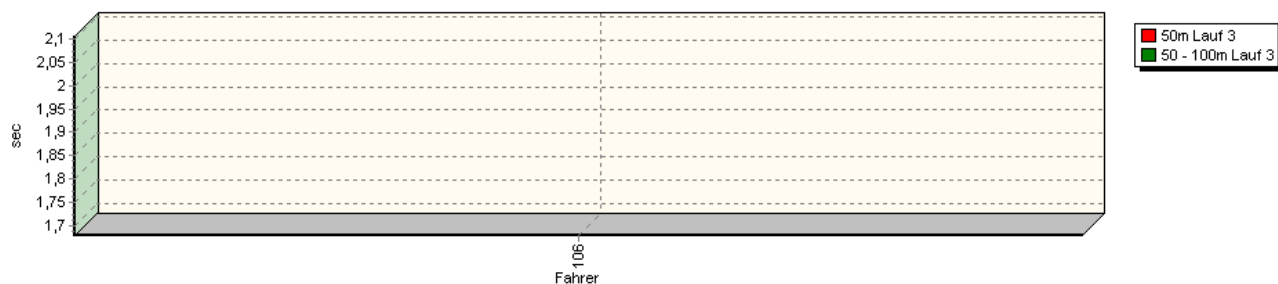
Sektor-Diagramm (Rest) Lauf 2



Speed-Diagramm Lauf 3

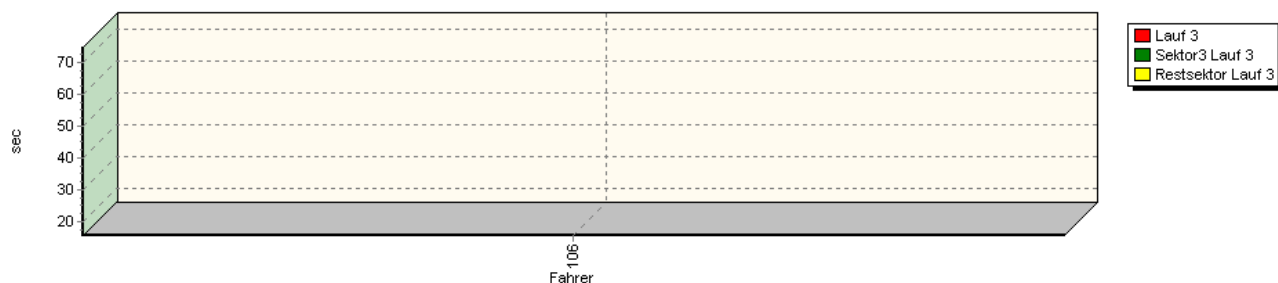


Sektor-Diagramm (Start) Lauf 3

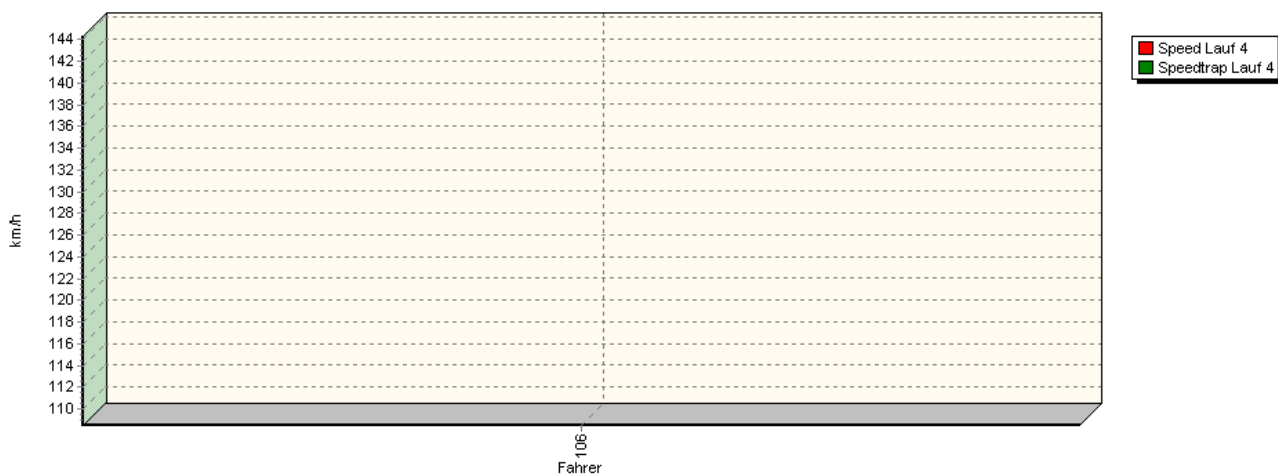


Sektorzeiten & Speeds - Gruppe G (DMSB)

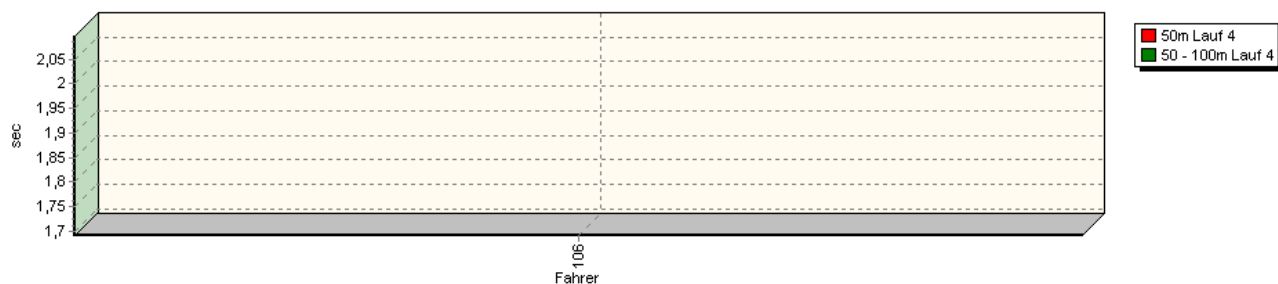
Sektor-Diagramm (Rest) Lauf 3



Speed-Diagramm Lauf 4

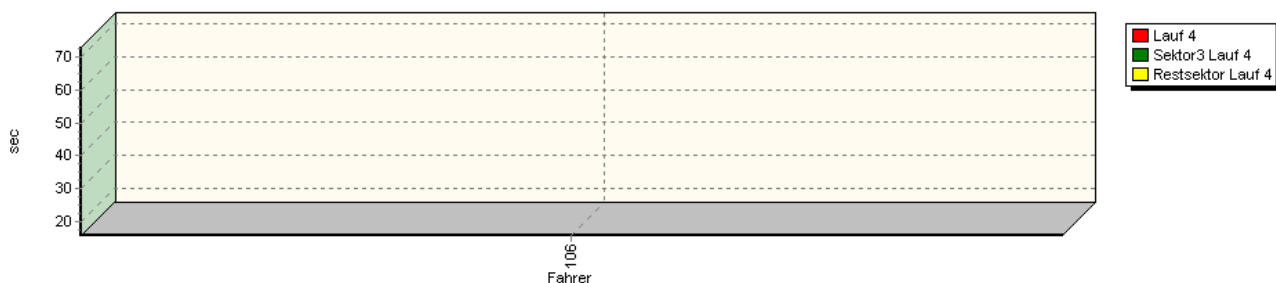


Sektor-Diagramm (Start) Lauf 4



Sektorzeiten & Speeds - Gruppe G (DMSB)

Sektor-Diagramm (Rest) Lauf 4



Rg.	Nr.	Sektor 1 (15m)	Sektor 2 (15-50m)	Sektor 3	Speed Trap	Sektor 4	Laufzeit	Speed (Lauf)	
1	106	BESTLE Guido		Renault Alpine V6 GT Turbo D 5l					
		Lauf 1:	00:02.130	00:02.173	00:15.971	0,00 km/h	00:55.355	01:15.629	104,72 km/h
		Lauf 2:	00:01.842	00:02.169	00:15.791	142,81 km/h	00:57.258	01:17.060	102,78 km/h
		Lauf 3:	00:01.680	00:02.105	00:15.529	145,70 km/h	00:55.526	01:14.840	105,83 km/h
		Lauf 4:	00:01.691	00:02.097	00:15.629	144,29 km/h	00:53.589	01:13.006	108,48 km/h