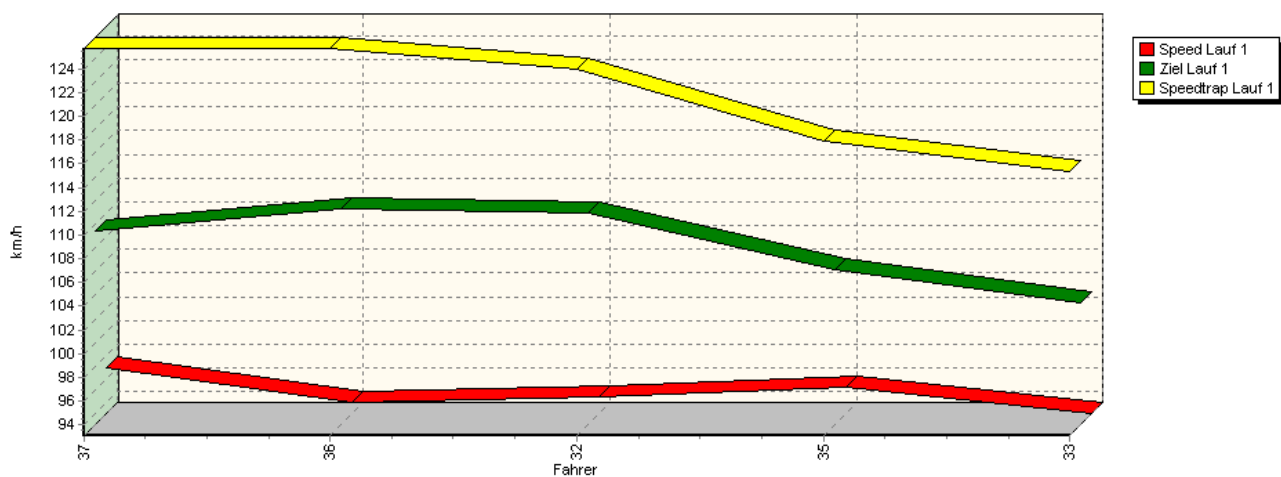
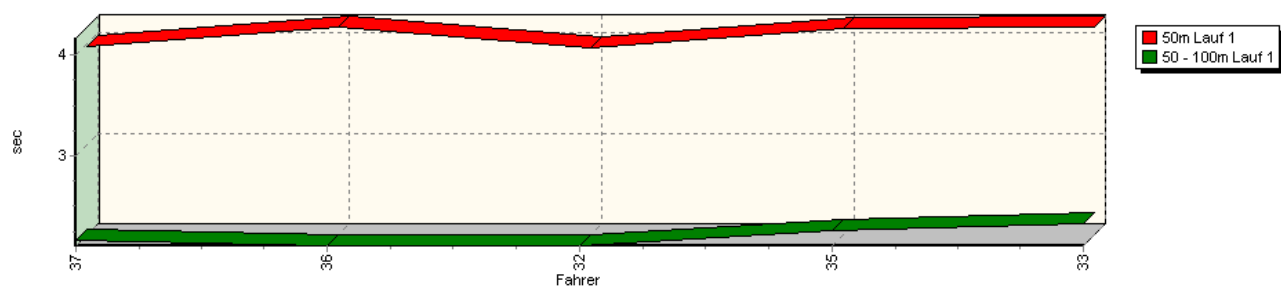


Sektorzeiten & Speeds - Training - Gruppen N,A

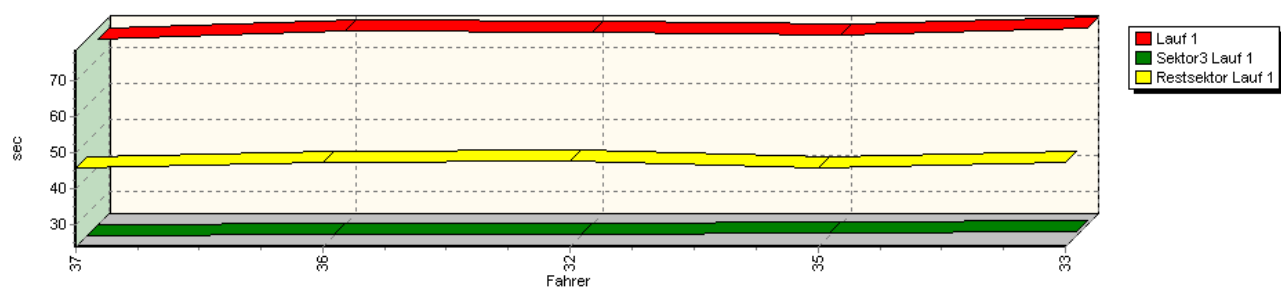
Speed-Diagramm Lauf 1



Sektor-Diagramm (Start) Lauf 1

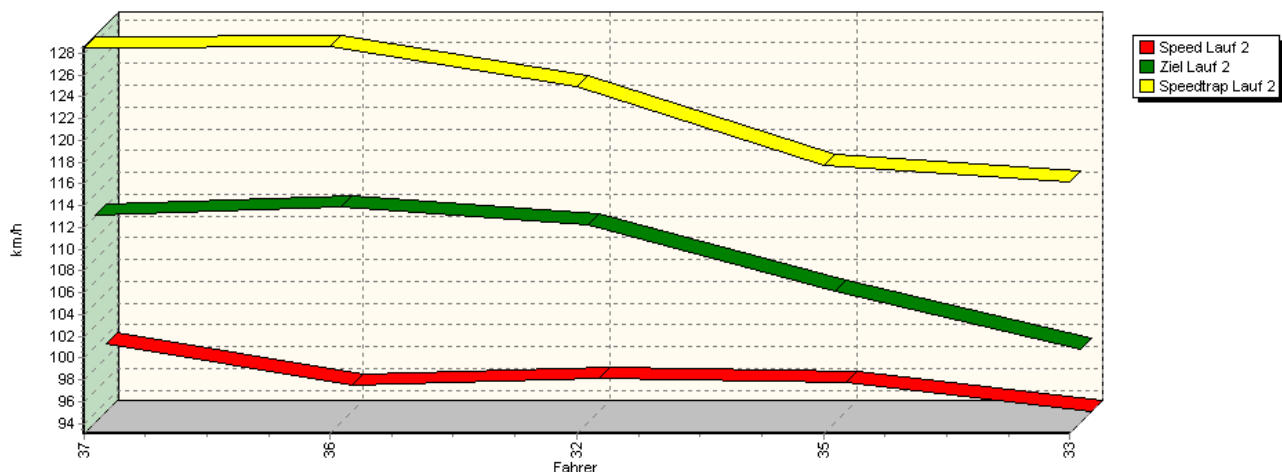


Sektor-Diagramm (Rest) Lauf 1

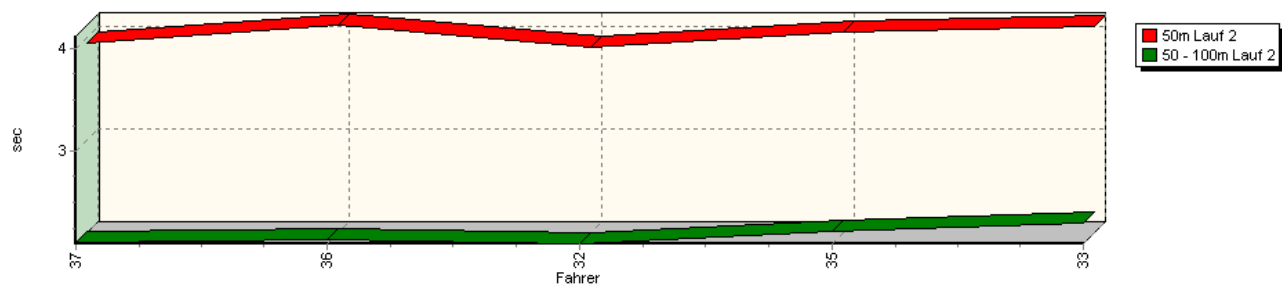


Sektorzeiten & Speeds - Training - Gruppen N,A

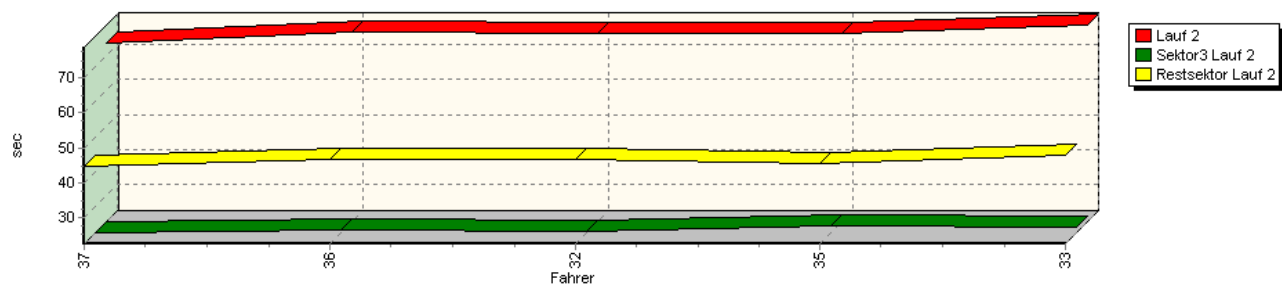
Speed-Diagramm Lauf 2



Sektor-Diagramm (Start) Lauf 2

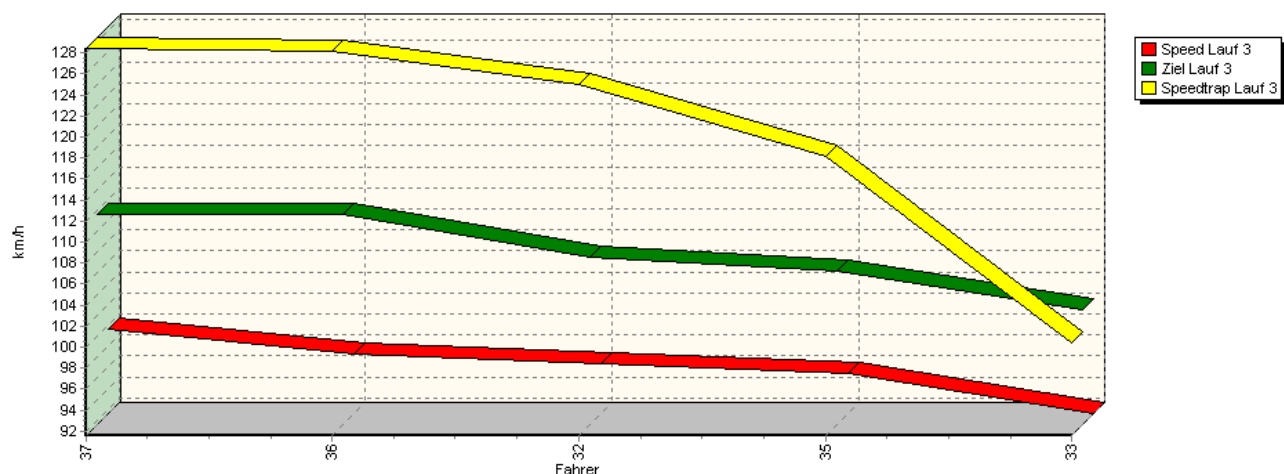


Sektor-Diagramm (Rest) Lauf 2

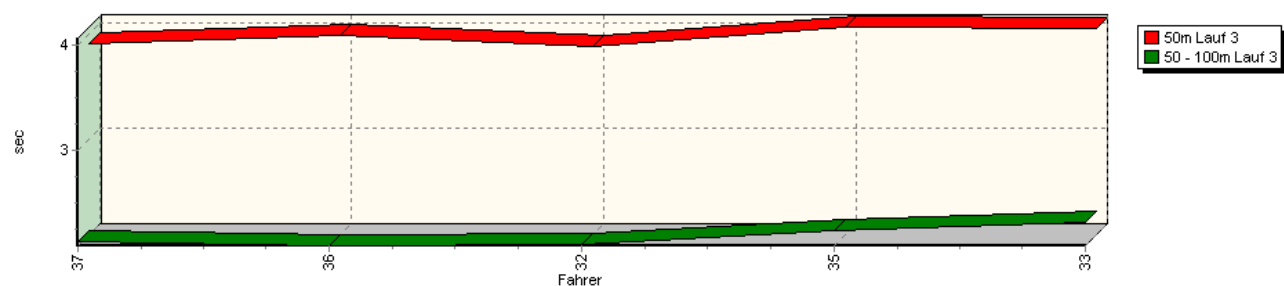


Sektorzeiten & Speeds - Training - Gruppen N,A

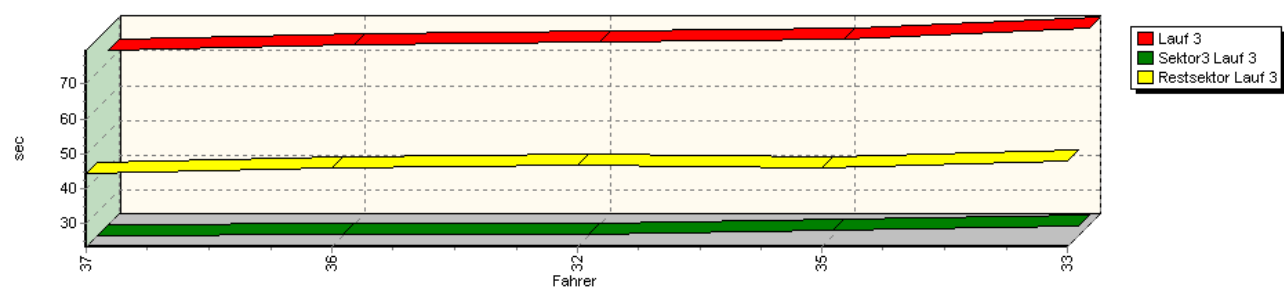
Speed-Diagramm Lauf 3



Sektor-Diagramm (Start) Lauf 3

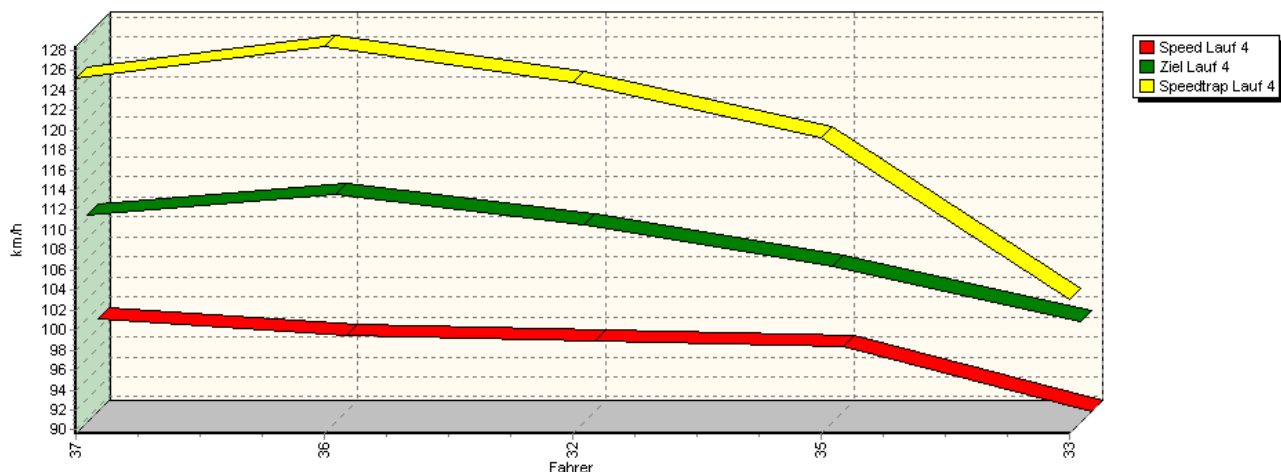


Sektor-Diagramm (Rest) Lauf 3

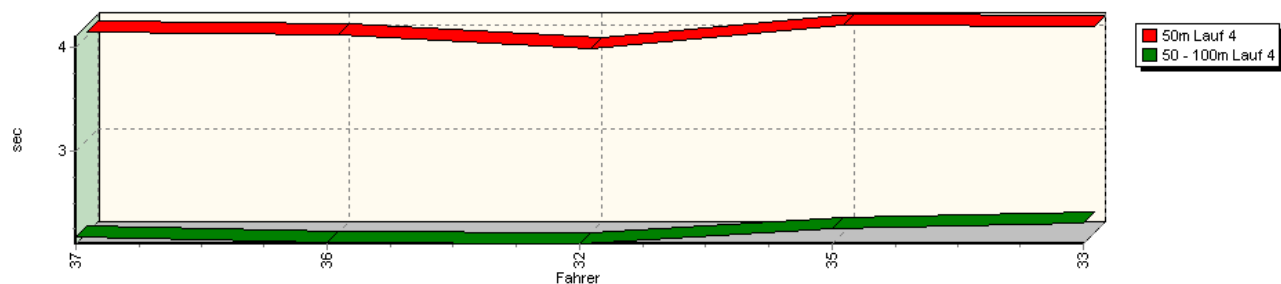


Sektorzeiten & Speeds - Training - Gruppen N,A

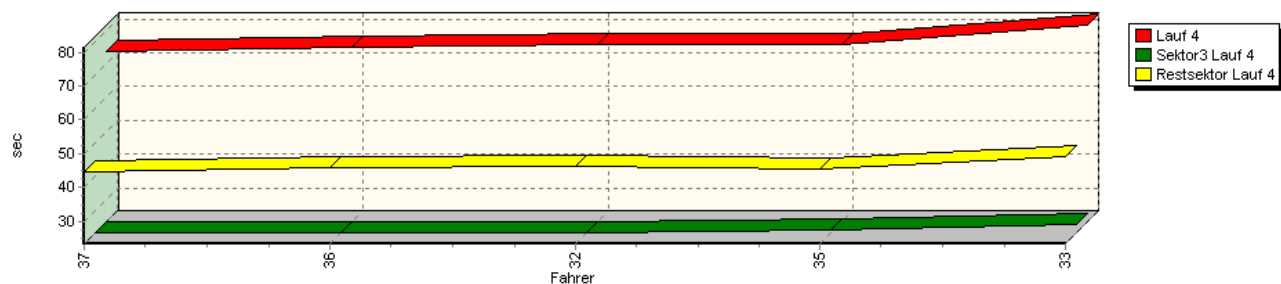
Speed-Diagramm Lauf 4



Sektor-Diagramm (Start) Lauf 4



Sektor-Diagramm (Rest) Lauf 4



Rg.	Nr.	Sektor 1 (50m)	Sektor 2 (50-100m)	Sektor 3	Speed Trap	Sektor 4	Speed (Ziel)	Laufzeit	Speed (Lauf)
1	37	VON DER HAAR Andreas							
		Seat Ibiza Cupra 2							
	Lauf 1:	00:03.977	00:02.149	00:23.660	125,72 km/h	00:45.617	109,45 km/h	01:15.403	96,92 km/h
	Lauf 2:	00:03.950	00:02.118	00:22.728	128,49 km/h	00:44.769	112,12 km/h	01:13.565	99,34 km/h
	Lauf 3:	00:03.915	00:02.131	00:23.031	128,41 km/h	00:44.290	111,61 km/h	01:13.367	99,61 km/h
	Lauf 4:	00:04.039	00:02.173	00:23.292	125,24 km/h	00:44.418	110,45 km/h	01:13.922	98,86 km/h




43. Osnabrücker ADAC Bergrennen

21. und 22. August 2010

Deutsche Bergmeisterschaft 2010

DMSB Bergpokal für Tourenwagen und Rennsportfahrzeuge

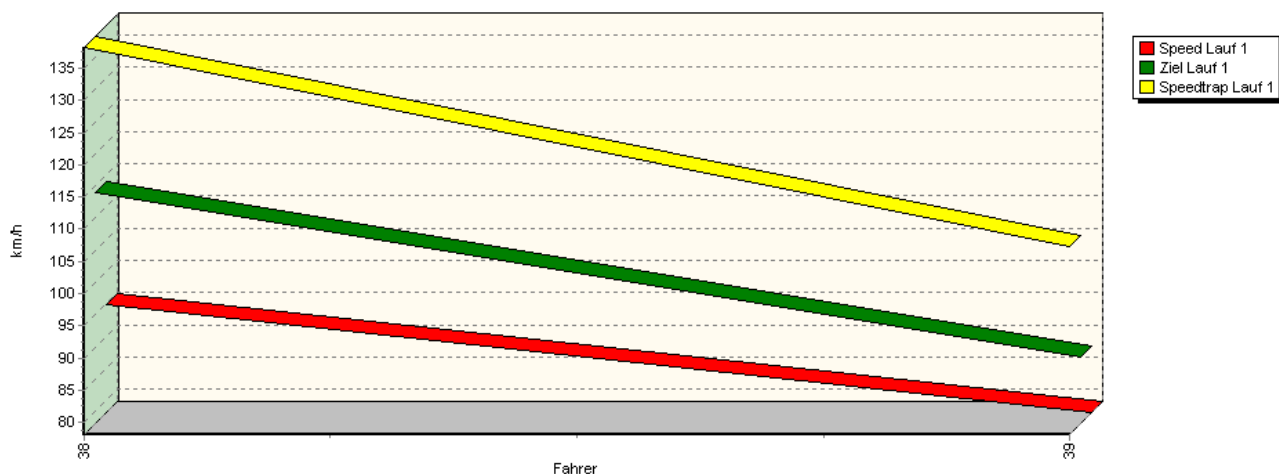
DMSB Classic-Berg-Pokal - KW Gruppe H Berg-Cup



Sektorzeiten & Speeds - Training - Gruppen N,A

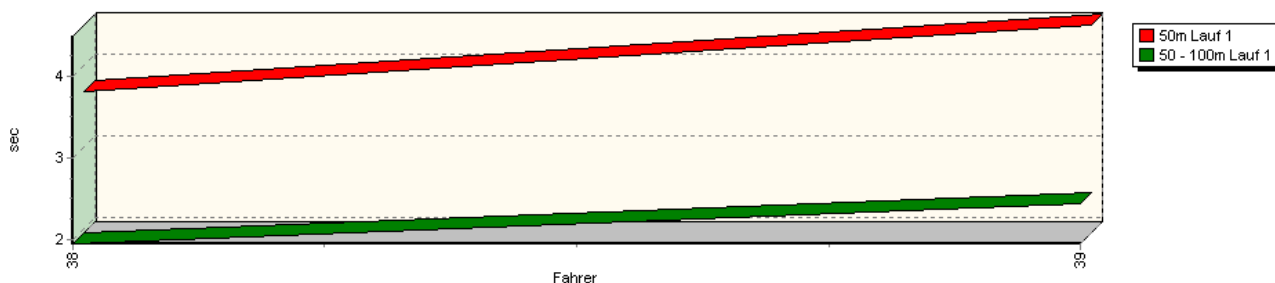
Rg.	Nr.		Sektor 1 (50m)	Sektor 2 (50-100m)	Sektor 3	Speed Trap	Sektor 4	Speed (Ziel)	Laufzeit	Speed (Lauf)
2	36	SCHMITZ Herbert		Opel Astra GSi						
		Lauf 1:	00:04.160	00:02.106	00:24.064	125,68 km/h	00:47.386	111,32 km/h	01:17.716	94,04 km/h
		Lauf 2:	00:04.123	00:02.138	00:23.560	128,63 km/h	00:46.707	112,87 km/h	01:16.528	95,49 km/h
		Lauf 3:	00:03.991	00:02.087	00:23.307	128,12 km/h	00:45.782	111,64 km/h	01:15.167	97,22 km/h
		Lauf 4:	00:04.015	00:02.108	00:23.344	128,40 km/h	00:45.698	112,50 km/h	01:15.165	97,23 km/h
3	32	VERHOEVEN Tim		Citroen AX GTi						
		Lauf 1:	00:03.961	00:02.100	00:23.865	123,93 km/h	00:47.444	110,91 km/h	01:17.370	94,46 km/h
		Lauf 2:	00:03.911	00:02.101	00:23.315	124,93 km/h	00:46.698	111,17 km/h	01:16.025	96,13 km/h
		Lauf 3:	00:03.879	00:02.098	00:23.317	125,03 km/h	00:46.580	107,55 km/h	01:15.874	96,32 km/h
		Lauf 4:	00:03.875	00:02.100	00:23.446	124,80 km/h	00:46.199	109,42 km/h	01:15.620	96,64 km/h
4	35	LINNEMEYER Thomas		VW Golf II GTI 16V						
		Lauf 1:	00:04.147	00:02.257	00:24.426	117,90 km/h	00:45.843	106,10 km/h	01:16.673	95,31 km/h
		Lauf 2:	00:04.051	00:02.220	00:24.502	117,72 km/h	00:45.516	105,12 km/h	01:16.289	95,79 km/h
		Lauf 3:	00:04.067	00:02.234	00:24.489	118,15 km/h	00:45.769	106,25 km/h	01:16.559	95,46 km/h
		Lauf 4:	00:04.108	00:02.242	00:23.980	119,21 km/h	00:45.631	105,29 km/h	01:15.961	96,21 km/h
5	33	STEGMANN Tobias		VW Golf I GTI 1,6						
		Lauf 1:	00:04.163	00:02.326	00:24.773	115,32 km/h	00:47.228	103,33 km/h	01:18.490	93,11 km/h
		Lauf 2:	00:04.103	00:02.299	00:24.433	116,18 km/h	00:47.686	99,85 km/h	01:18.521	93,07 km/h
		Lauf 3:	00:04.055	00:02.305	00:25.721	100,37 km/h	00:47.711	102,48 km/h	01:19.792	91,59 km/h
		Lauf 4:	00:04.093	00:02.300	00:25.859	103,06 km/h	00:49.276	99,70 km/h	01:21.528	89,64 km/h

Speed-Diagramm Lauf 1

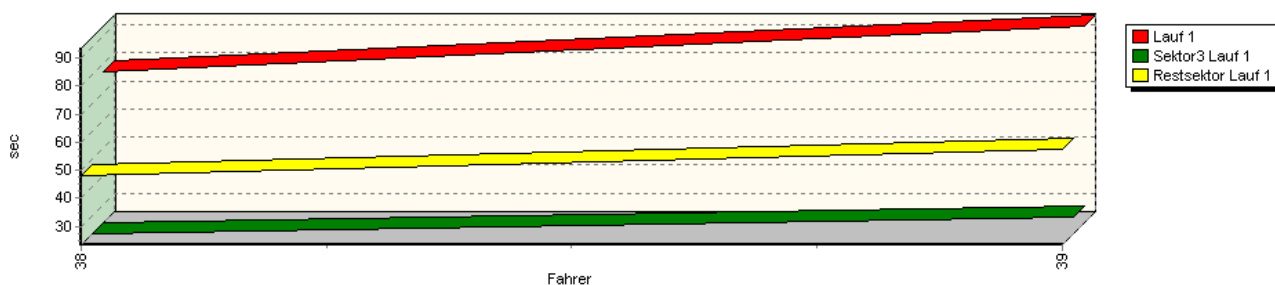


Sektorzeiten & Speeds - Training - Gruppen N,A

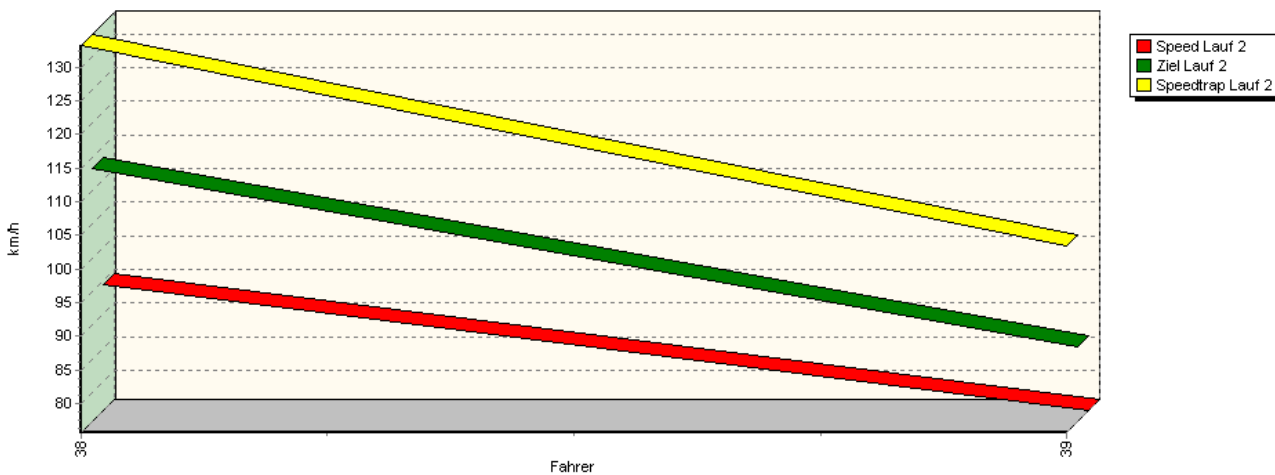
Sektor-Diagramm (Start) Lauf 1



Sektor-Diagramm (Rest) Lauf 1

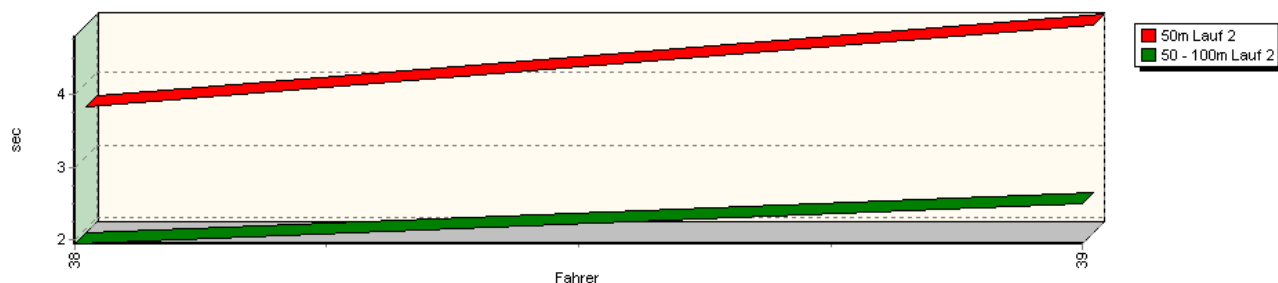


Speed-Diagramm Lauf 2

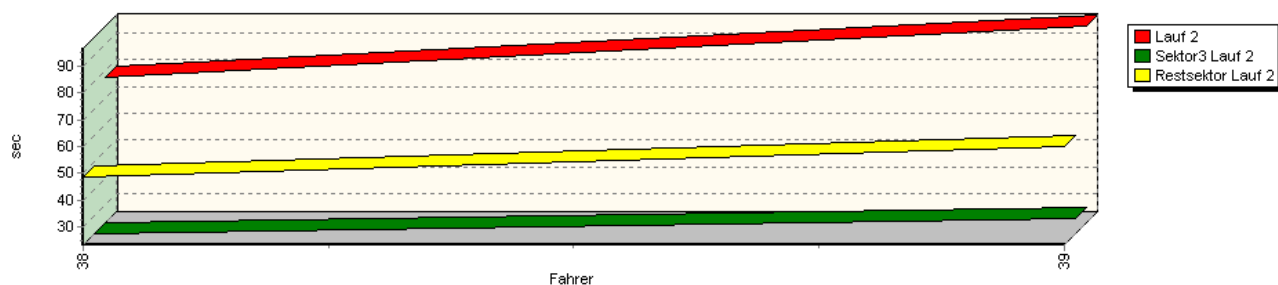


Sektorzeiten & Speeds - Training - Gruppen N,A

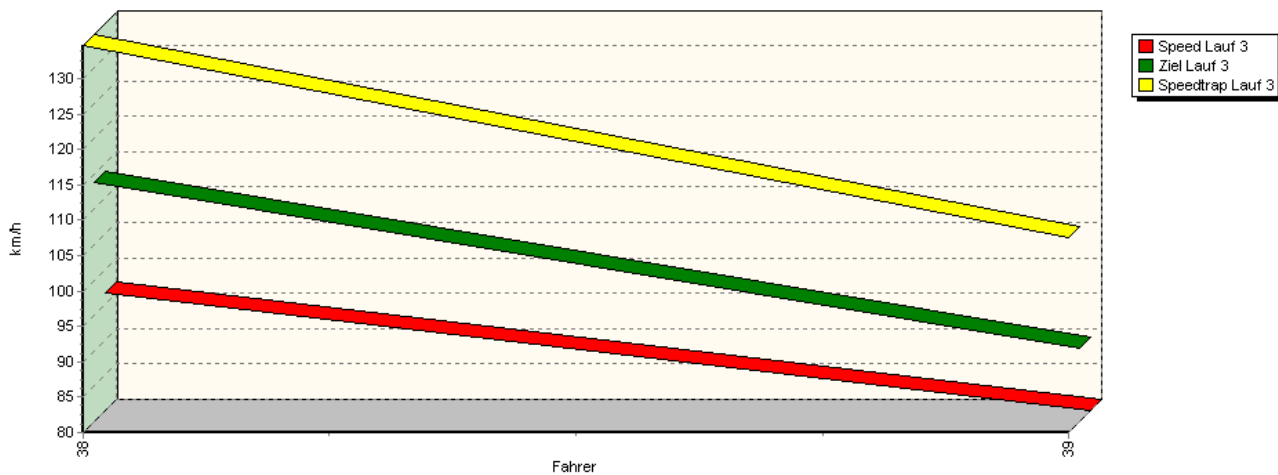
Sektor-Diagramm (Start) Lauf 2



Sektor-Diagramm (Rest) Lauf 2

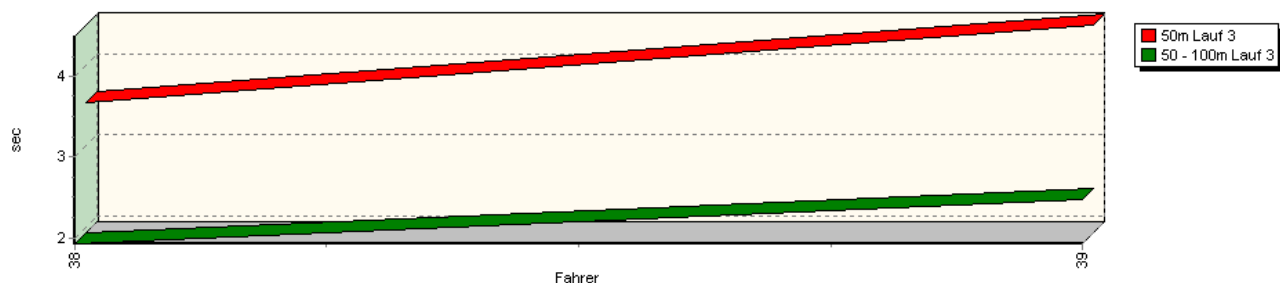


Speed-Diagramm Lauf 3

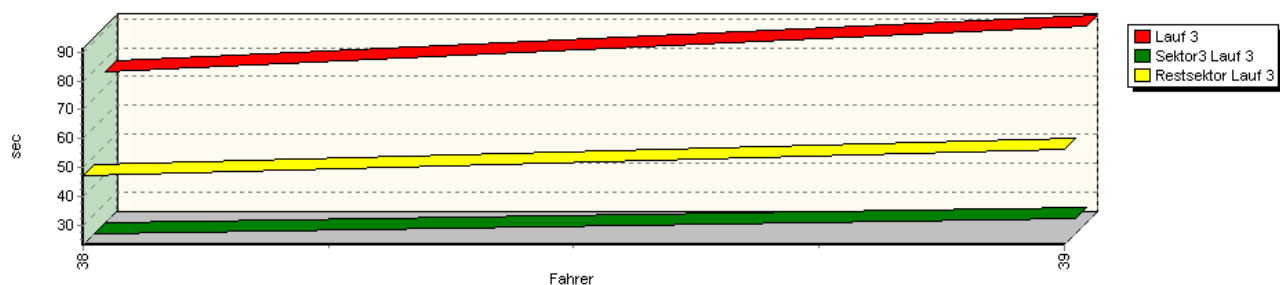


Sektorzeiten & Speeds - Training - Gruppen N,A

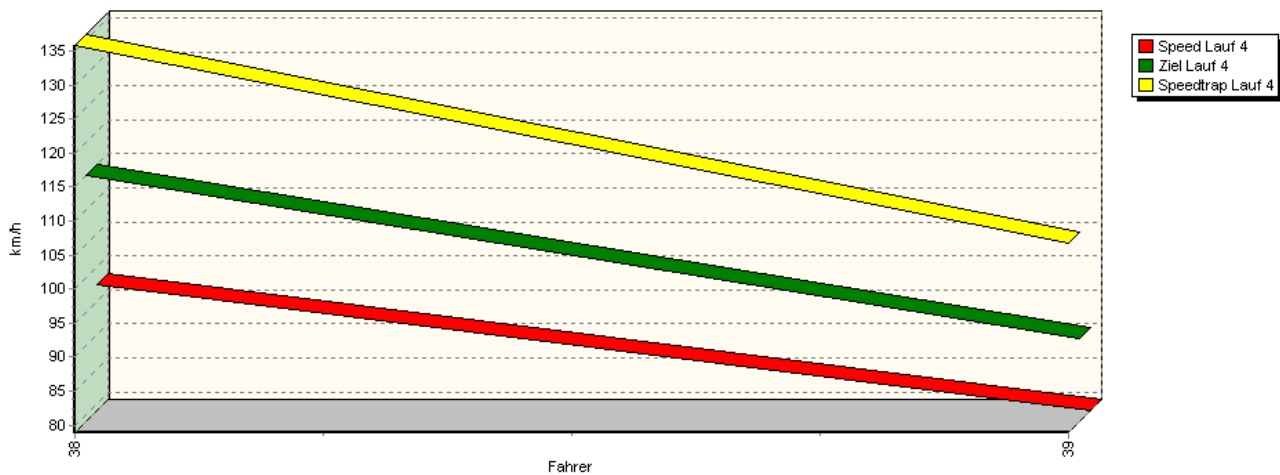
Sektor-Diagramm (Start) Lauf 3



Sektor-Diagramm (Rest) Lauf 3

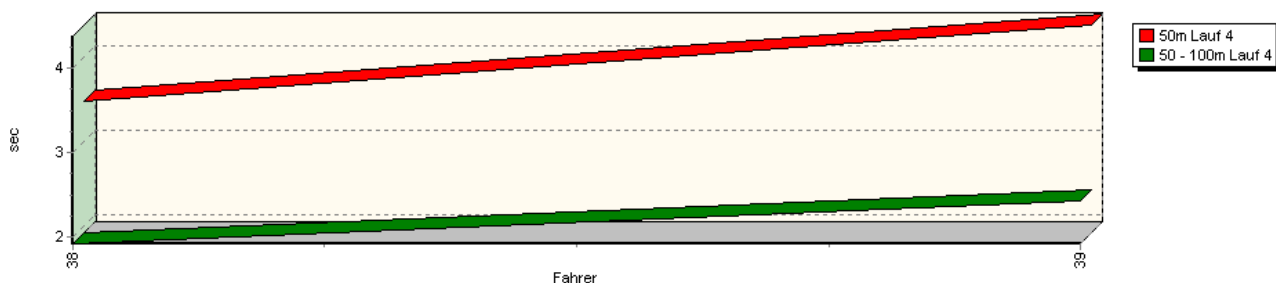


Speed-Diagramm Lauf 4

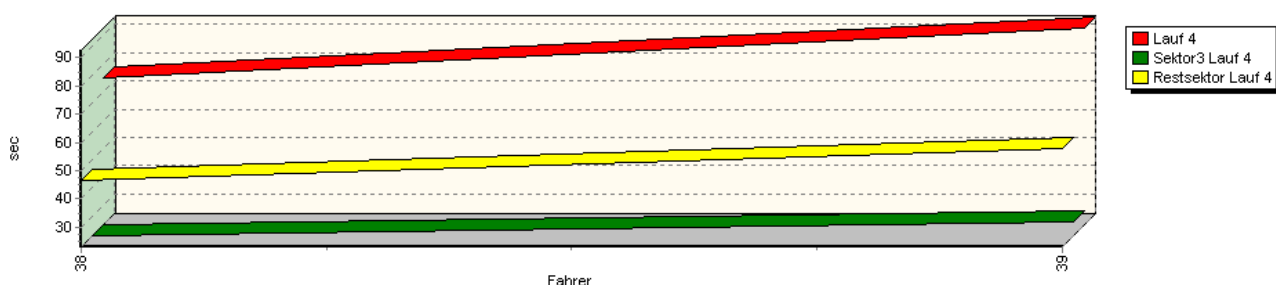


Sektorzeiten & Speeds - Training - Gruppen N,A

Sektor-Diagramm (Start) Lauf 4



Sektor-Diagramm (Rest) Lauf 4



Rg.	Nr.	Sektor 1 (50m)	Sektor 2 (50-100m)	Sektor 3	Speed Trap	Sektor 4	Speed (Ziel)	Laufzeit	Speed (Lauf)
1	38	VERHOEVEN Thomas	Porsche 964 RS						
		Lauf 1: 00:03.685	00:01.948	00:23.329	138,19 km/h	00:48.105	113,88 km/h	01:17.067	94,83 km/h
		Lauf 2: 00:03.667	00:01.948	00:23.398	133,22 km/h	00:48.465	113,31 km/h	01:17.478	94,32 km/h
		Lauf 3: 00:03.538	00:01.927	00:23.116	134,74 km/h	00:47.121	113,76 km/h	01:15.702	96,54 km/h
		Lauf 4: 00:03.482	00:01.925	00:23.081	135,80 km/h	00:46.514	115,00 km/h	01:15.002	97,44 km/h
2	39	KUCK Andreas	Porsche 944						
		Lauf 1: 00:04.491	00:02.443	00:29.115	107,34 km/h	00:57.450	88,40 km/h	01:33.499	78,16 km/h
		Lauf 2: 00:04.792	00:02.507	00:29.080	103,46 km/h	01:00.179	86,69 km/h	01:36.558	75,69 km/h
		Lauf 3: 00:04.491	00:02.473	00:28.260	107,54 km/h	00:56.169	90,42 km/h	01:31.393	79,96 km/h
		Lauf 4: 00:04.382	00:02.436	00:28.180	106,70 km/h	00:57.626	91,18 km/h	01:32.624	78,90 km/h




43. Osnabrücker ADAC Bergrennen

21. und 22. August 2010

Deutsche Bergmeisterschaft 2010

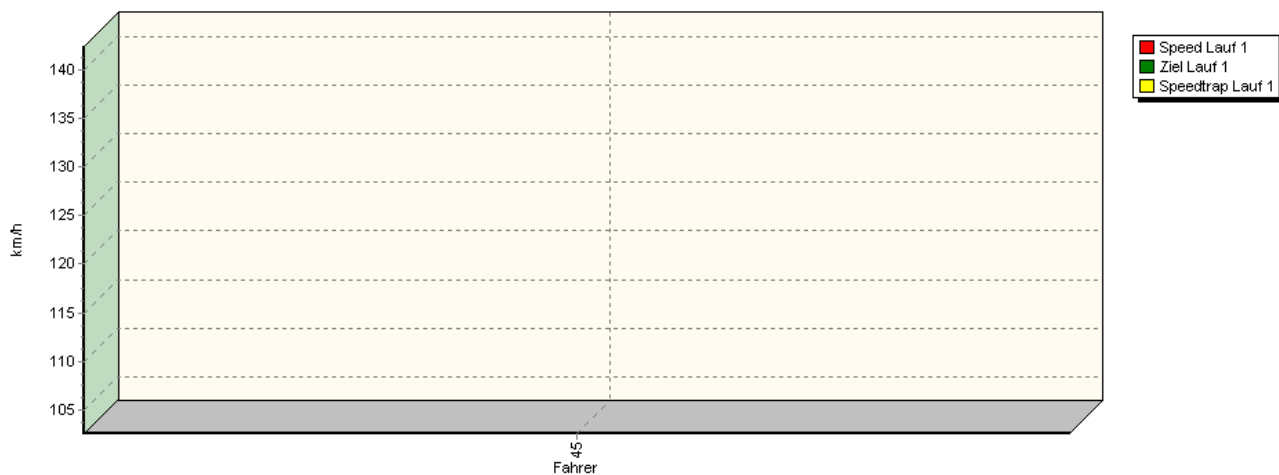
DMSB Bergpokal für Tourenwagen und Rennsportfahrzeuge

DMSB Classic-Berg-Pokal - KW Gruppe H Berg-Cup

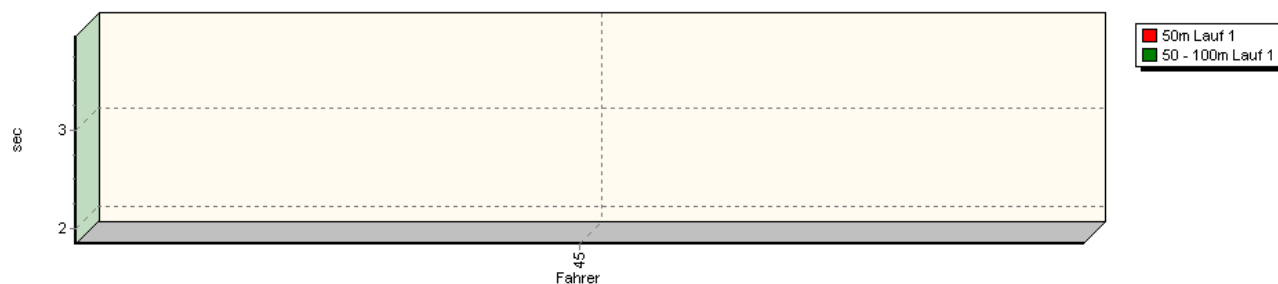


Sektorzeiten & Speeds - Training - Gruppen N,A

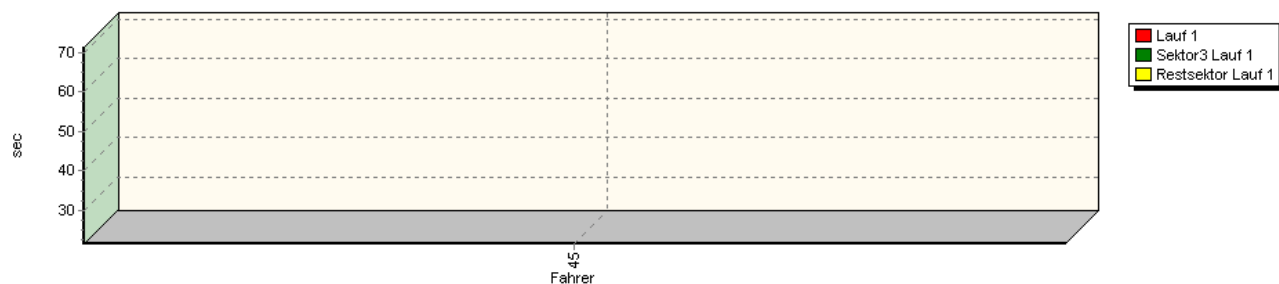
Speed-Diagramm Lauf 1



Sektor-Diagramm (Start) Lauf 1



Sektor-Diagramm (Rest) Lauf 1






43. Osnabrücker ADAC Bergrennen

21. und 22. August 2010

Deutsche Bergmeisterschaft 2010

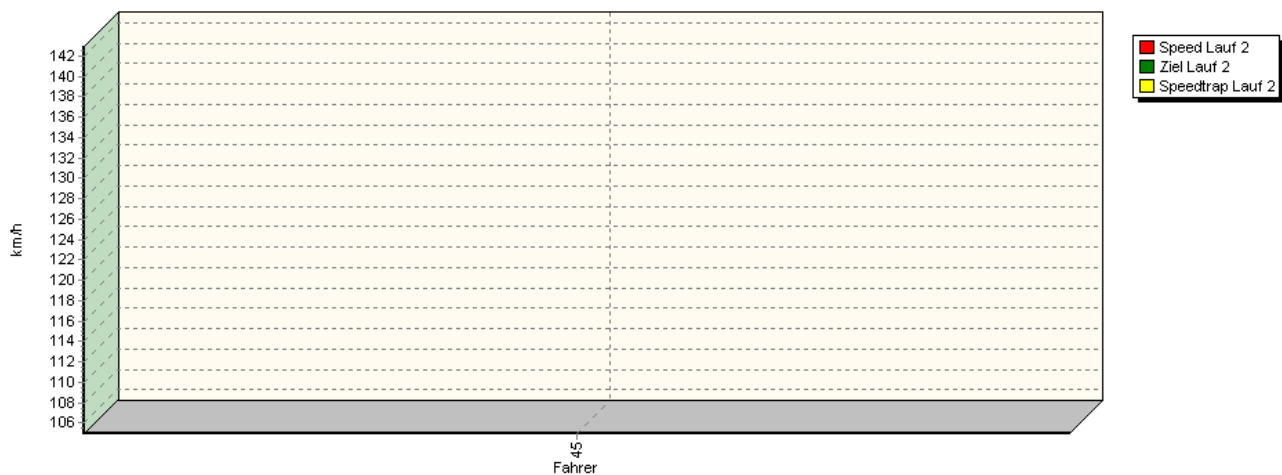
DMSB Bergpokal für Tourenwagen und Rennsportfahrzeuge

DMSB Classic-Berg-Pokal - KW Gruppe H Berg-Cup

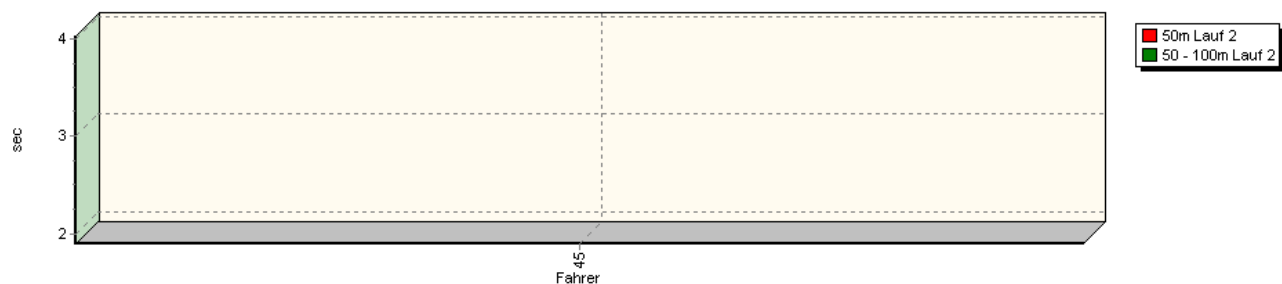


Sektorzeiten & Speeds - Training - Gruppen N,A

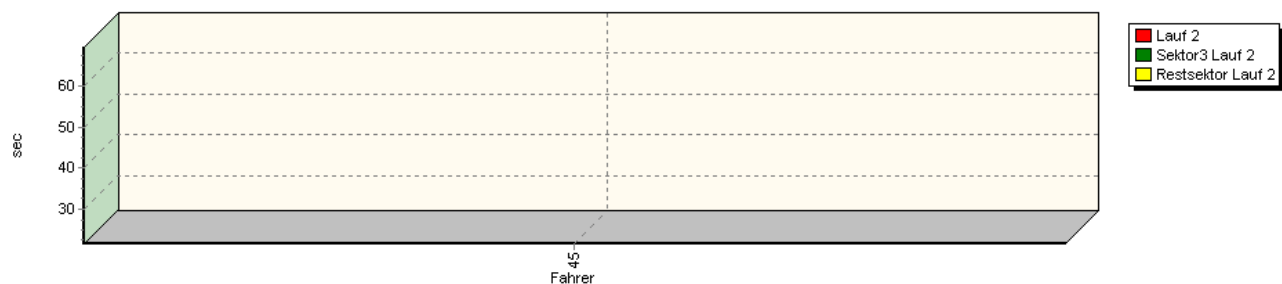
Speed-Diagramm Lauf 2



Sektor-Diagramm (Start) Lauf 2

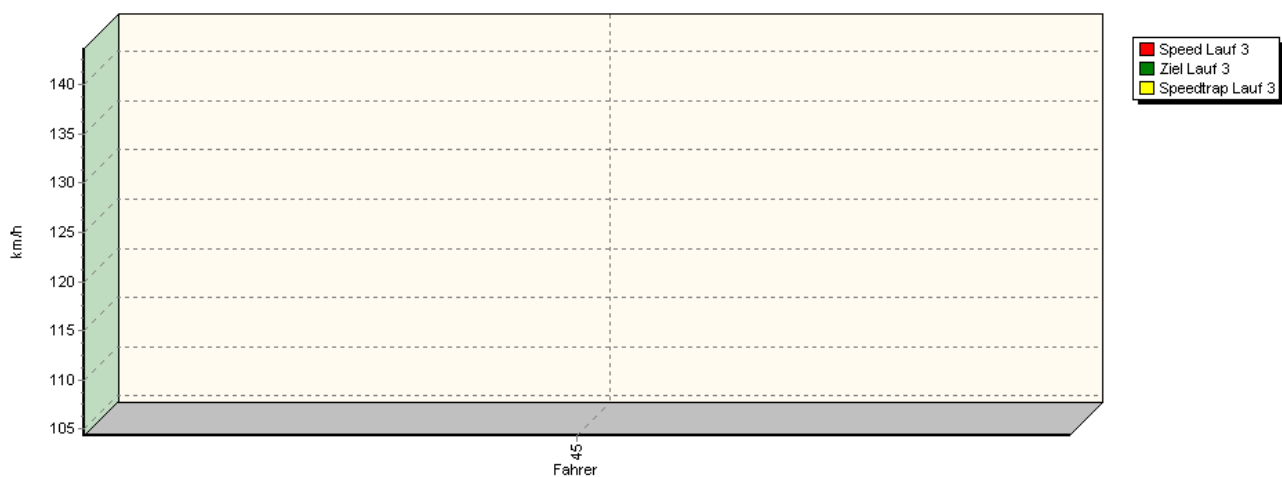


Sektor-Diagramm (Rest) Lauf 2

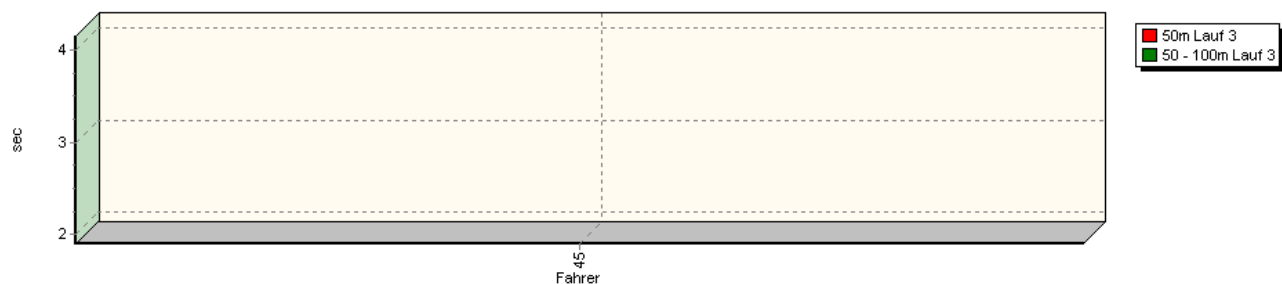


Sektorzeiten & Speeds - Training - Gruppen N,A

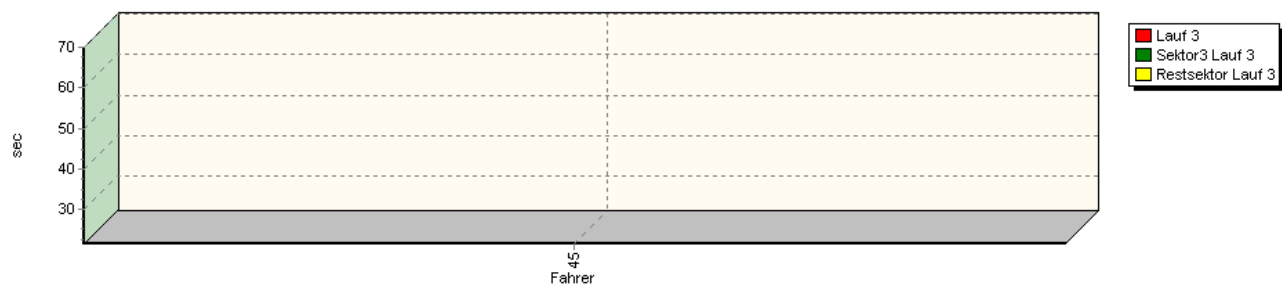
Speed-Diagramm Lauf 3



Sektor-Diagramm (Start) Lauf 3

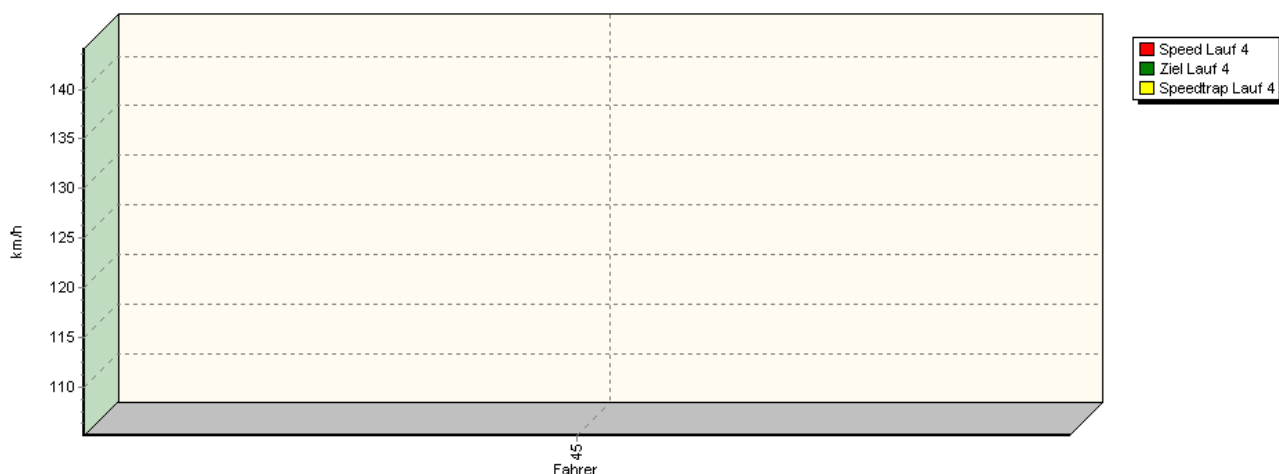


Sektor-Diagramm (Rest) Lauf 3

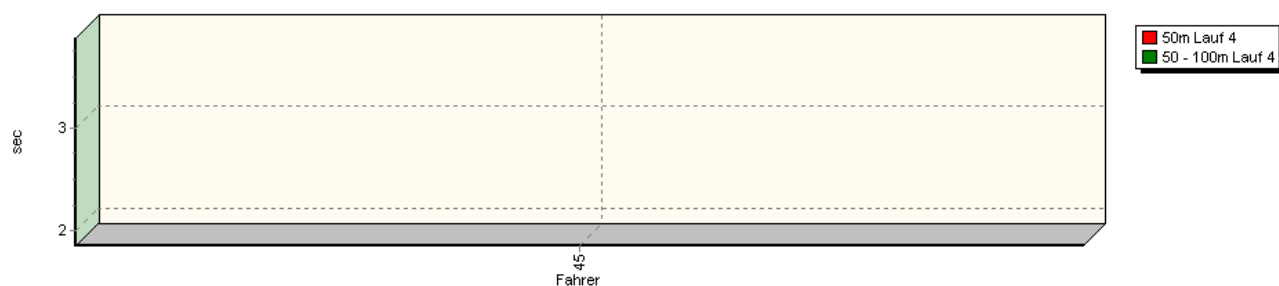


Sektorzeiten & Speeds - Training - Gruppen N,A

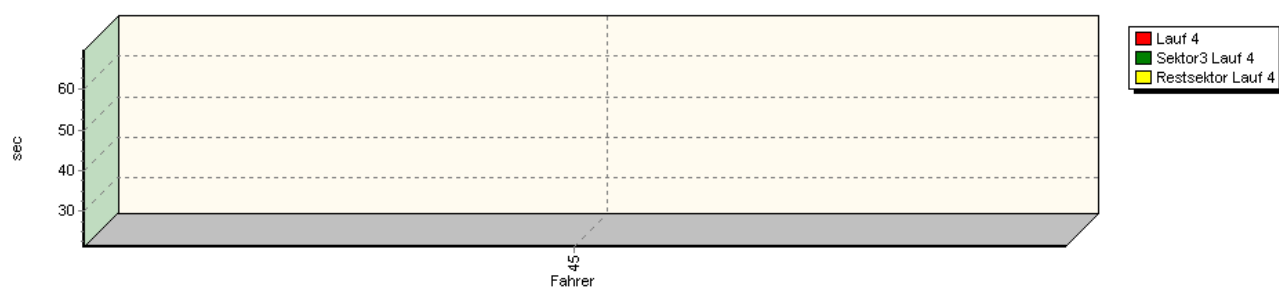
Speed-Diagramm Lauf 4



Sektor-Diagramm (Start) Lauf 4



Sektor-Diagramm (Rest) Lauf 4



Rg.	Nr.		Sektor 1 (50m)	Sektor 2 (50-100m)	Sektor 3	Speed Trap	Sektor 4	Speed (Ziel)	Laufzeit	Speed (Lauf)
1	45	PACKEISEN Ulli		BMW 320 WTCC						
		Lauf 1:	00:03.943	00:01.852	00:21.598	142,39 km/h	00:43.849	118,99 km/h	01:11.242	102,58 km/h
		Lauf 2:	00:04.023	00:01.906	00:21.405	142,95 km/h	00:42.296	121,11 km/h	01:09.630	104,95 km/h
		Lauf 3:	00:04.156	00:01.891	00:21.434	143,69 km/h	00:42.564	123,62 km/h	01:10.045	104,33 km/h
		Lauf 4:	00:03.865	00:01.858	00:21.323	144,12 km/h	00:42.518	124,53 km/h	01:09.564	105,05 km/h




43. Osnabrücker ADAC Bergrennen

21. und 22. August 2010

Deutsche Bergmeisterschaft 2010

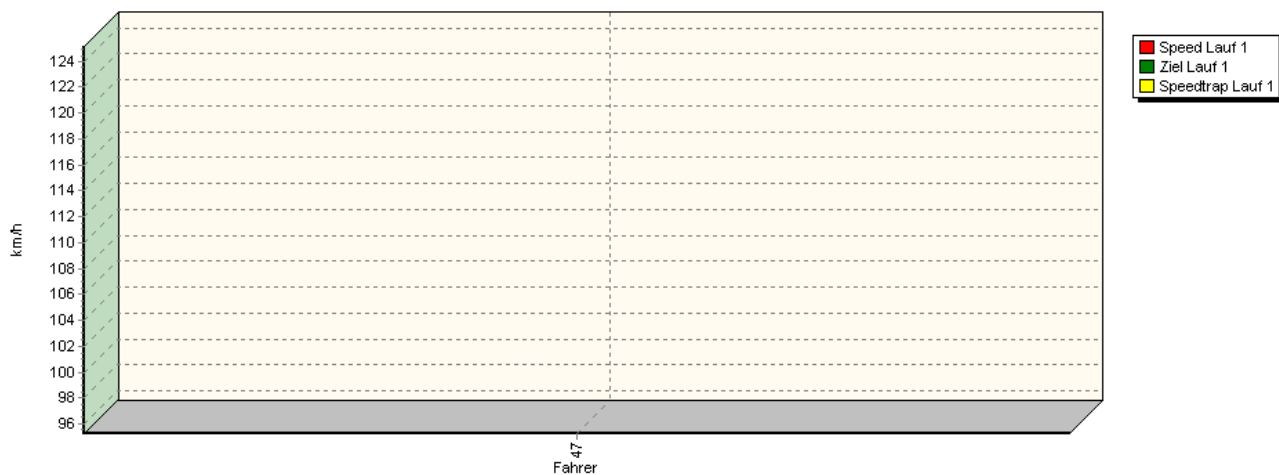
DMSB Bergpokal für Tourenwagen und Rennsportfahrzeuge

DMSB Classic-Berg-Pokal - KW Gruppe H Berg-Cup

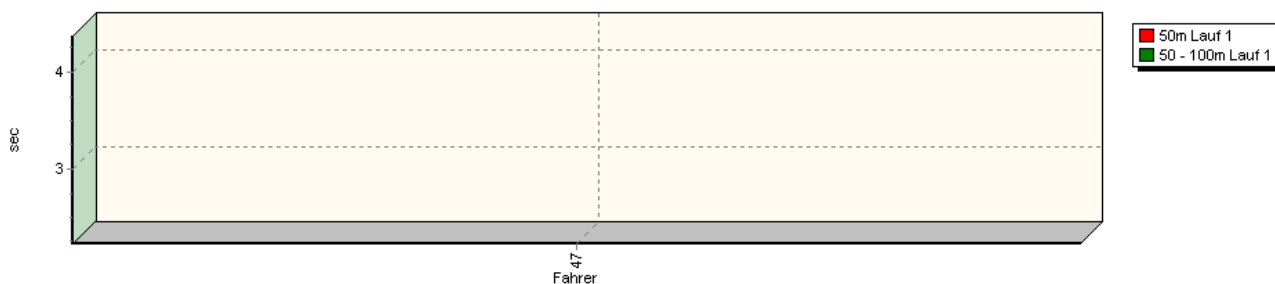


Sektorzeiten & Speeds - Training - Gruppen N,A

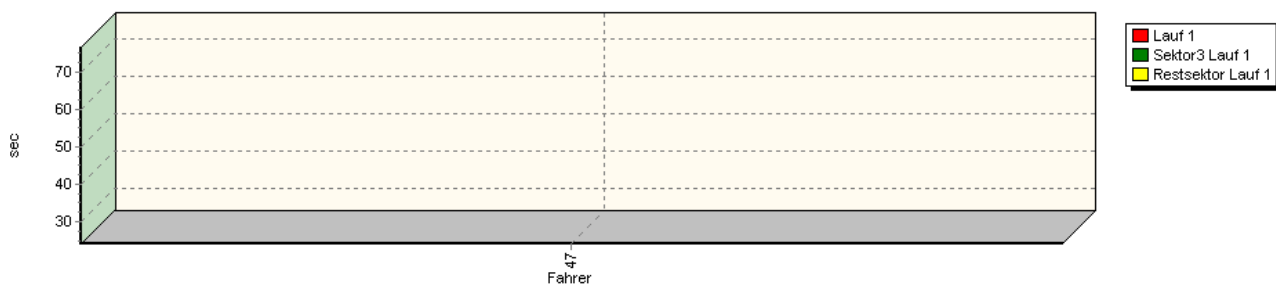
Speed-Diagramm Lauf 1



Sektor-Diagramm (Start) Lauf 1



Sektor-Diagramm (Rest) Lauf 1






43. Osnabrücker ADAC Bergrennen

21. und 22. August 2010

Deutsche Bergmeisterschaft 2010

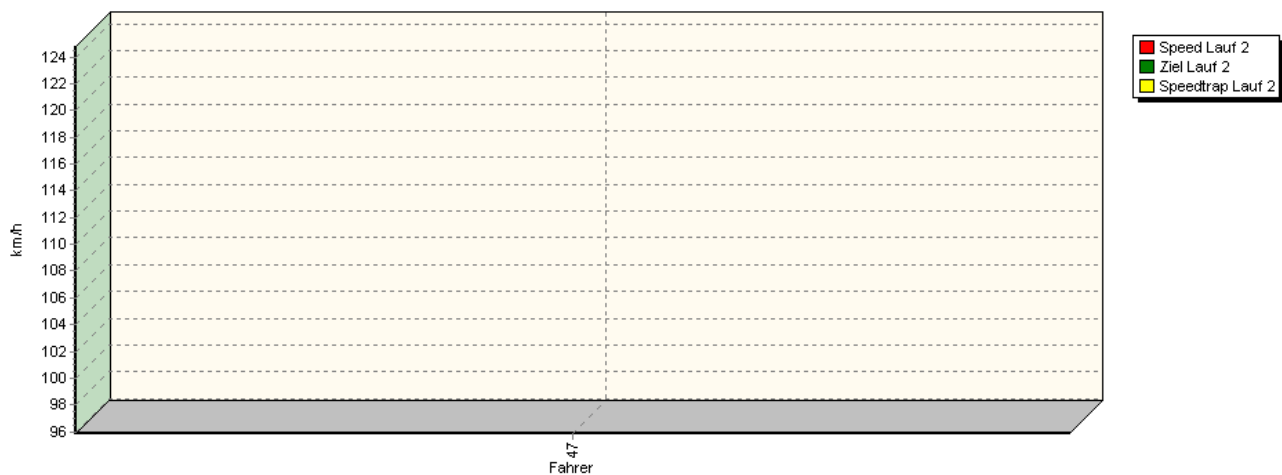
DMSB Bergpokal für Tourenwagen und Rennsportfahrzeuge

DMSB Classic-Berg-Pokal - KW Gruppe H Berg-Cup

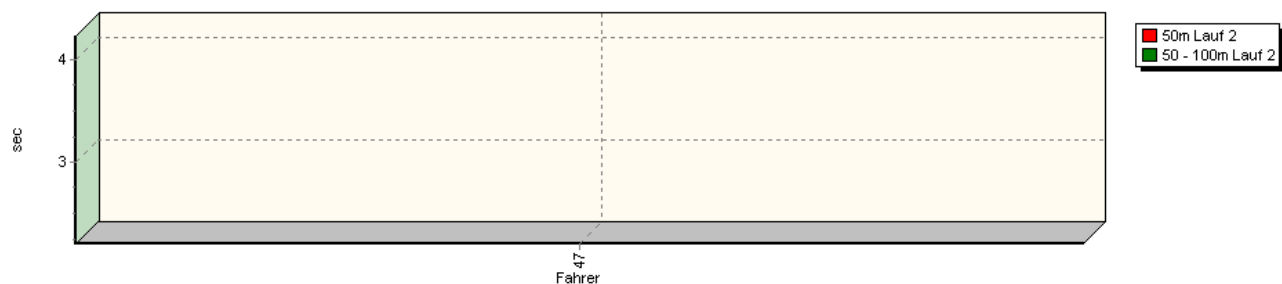


Sektorzeiten & Speeds - Training - Gruppen N,A

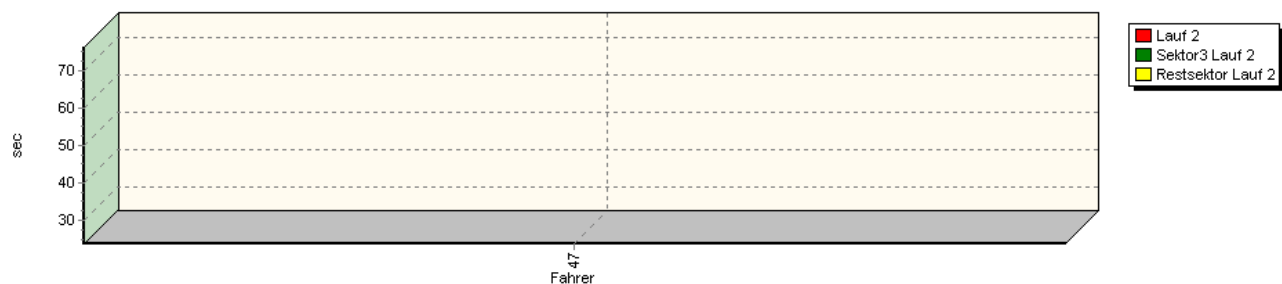
Speed-Diagramm Lauf 2



Sektor-Diagramm (Start) Lauf 2



Sektor-Diagramm (Rest) Lauf 2






43. Osnabrücker ADAC Bergrennen

21. und 22. August 2010

Deutsche Bergmeisterschaft 2010

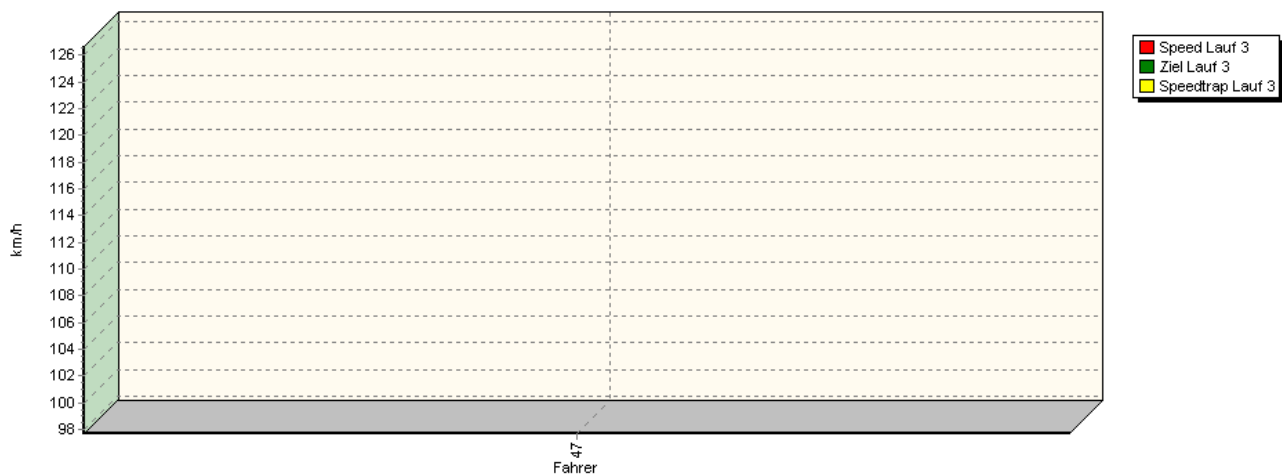
DMSB Bergpokal für Tourenwagen und Rennsportfahrzeuge

DMSB Classic-Berg-Pokal - KW Gruppe H Berg-Cup

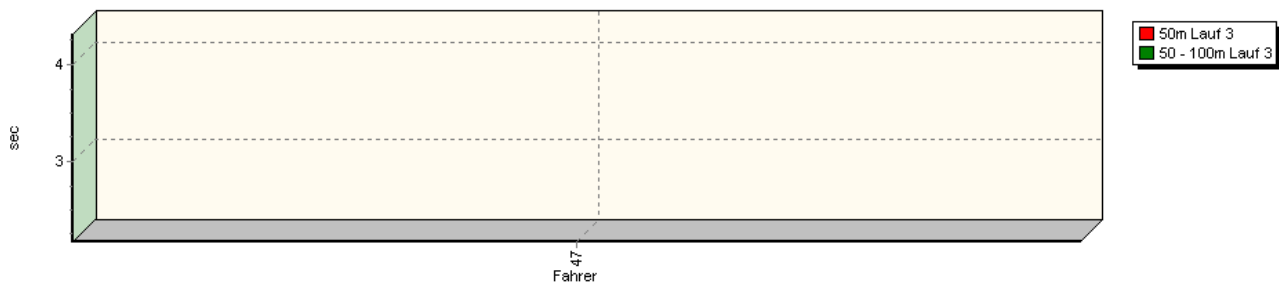


Sektorzeiten & Speeds - Training - Gruppen N,A

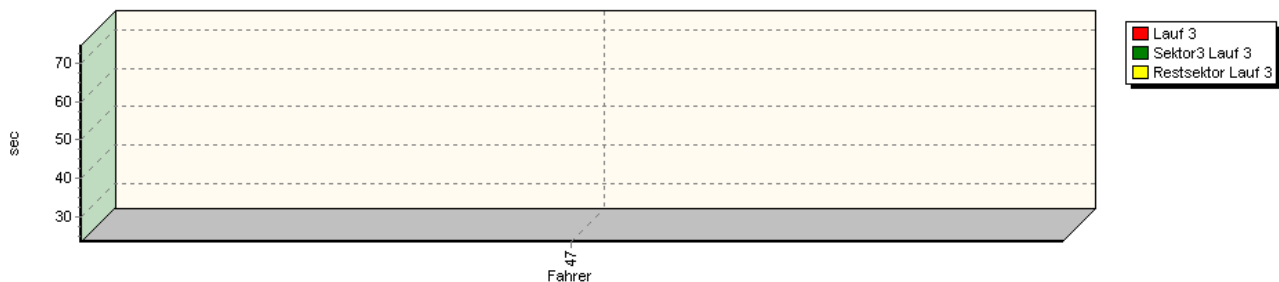
Speed-Diagramm Lauf 3



Sektor-Diagramm (Start) Lauf 3

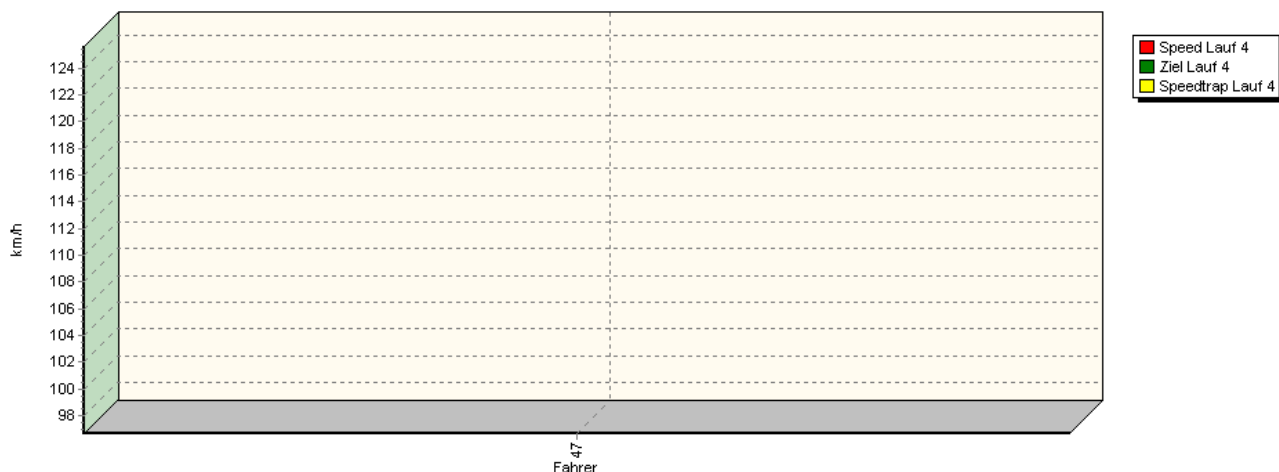


Sektor-Diagramm (Rest) Lauf 3

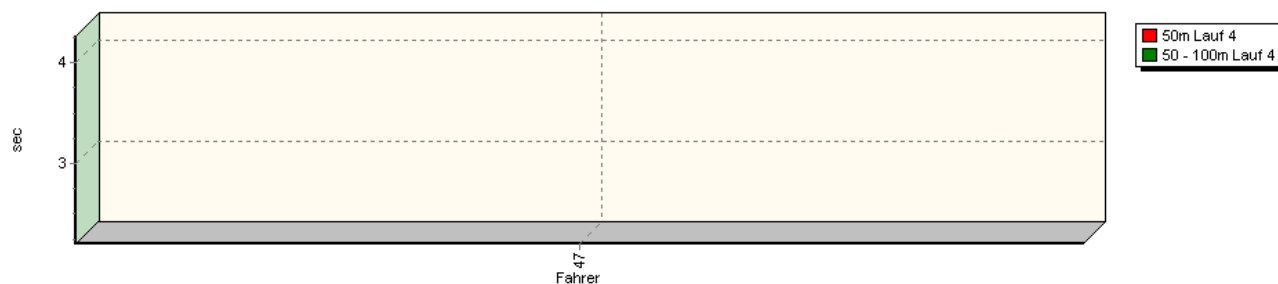


Sektorzeiten & Speeds - Training - Gruppen N,A

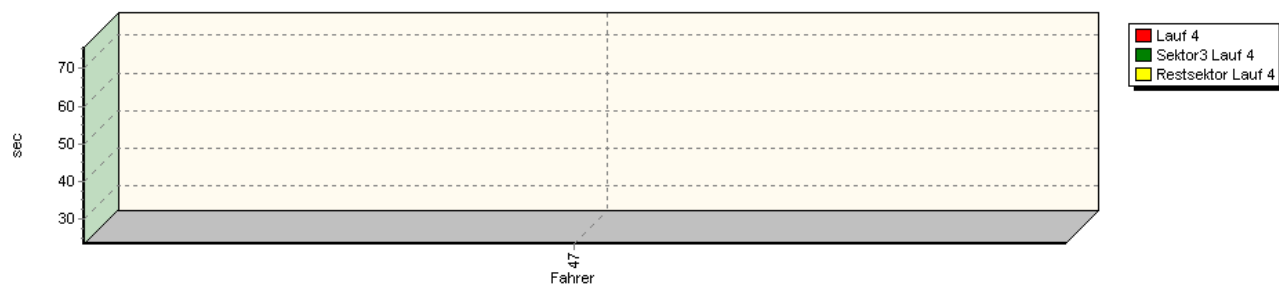
Speed-Diagramm Lauf 4



Sektor-Diagramm (Start) Lauf 4



Sektor-Diagramm (Rest) Lauf 4



Rg.	Nr.	Sektor 1 (50m)	Sektor 2 (50-100m)	Sektor 3	Speed Trap	Sektor 4	Speed (Ziel)	Laufzeit	Speed (Lauf)	
1	47	KRUSE Maik		VW Golf V R-TDI						
		Lauf 1:	00:04.374	00:02.224	00:23.991	125,12 km/h	00:46.131	109,77 km/h	01:16.720	95,26 km/h
		Lauf 2:	00:04.224	00:02.196	00:23.692	124,80 km/h	00:46.135	108,41 km/h	01:16.247	95,85 km/h
		Lauf 3:	00:04.316	00:02.178	00:23.321	126,65 km/h	00:44.978	110,72 km/h	01:14.793	97,71 km/h
		Lauf 4:	00:04.263	00:02.194	00:23.502	125,62 km/h	00:45.639	109,07 km/h	01:15.598	96,67 km/h