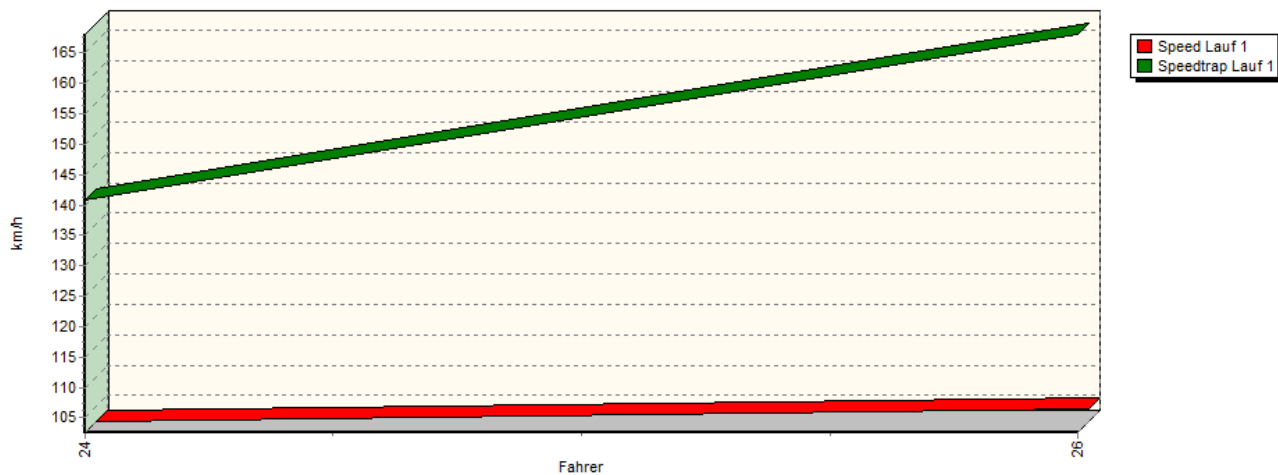
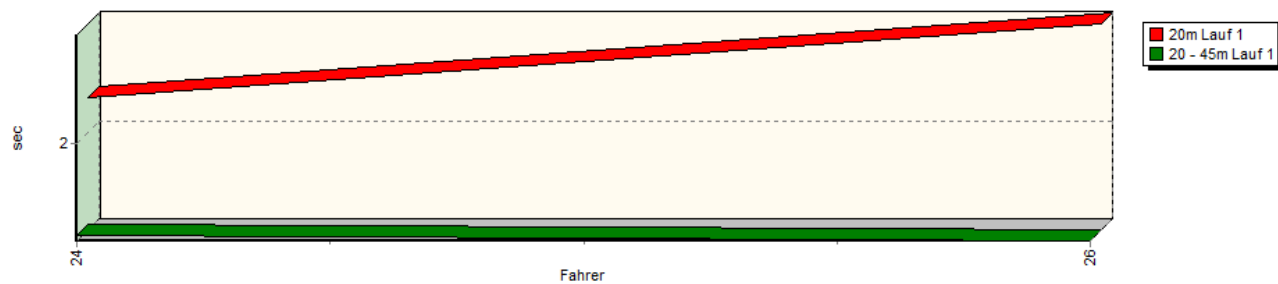


Sektorzeiten & Speeds - Rennen - Gruppe A/CTC/CTG

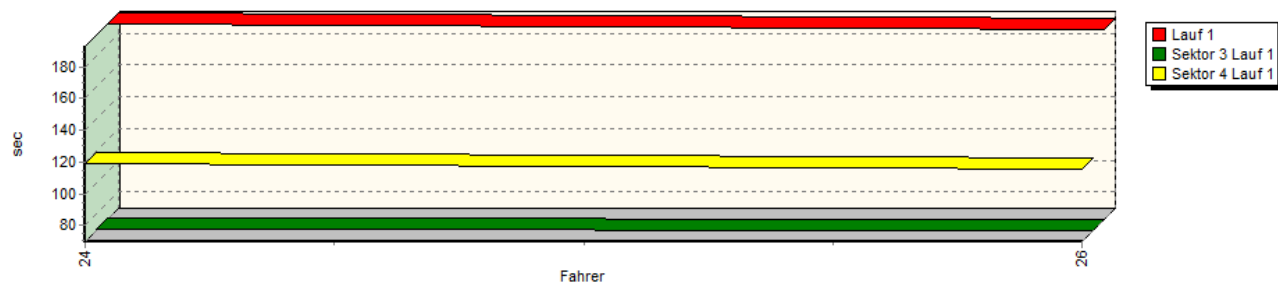
Speed-Diagramm Lauf 1



Sektor-Diagramm (Start) Lauf 1

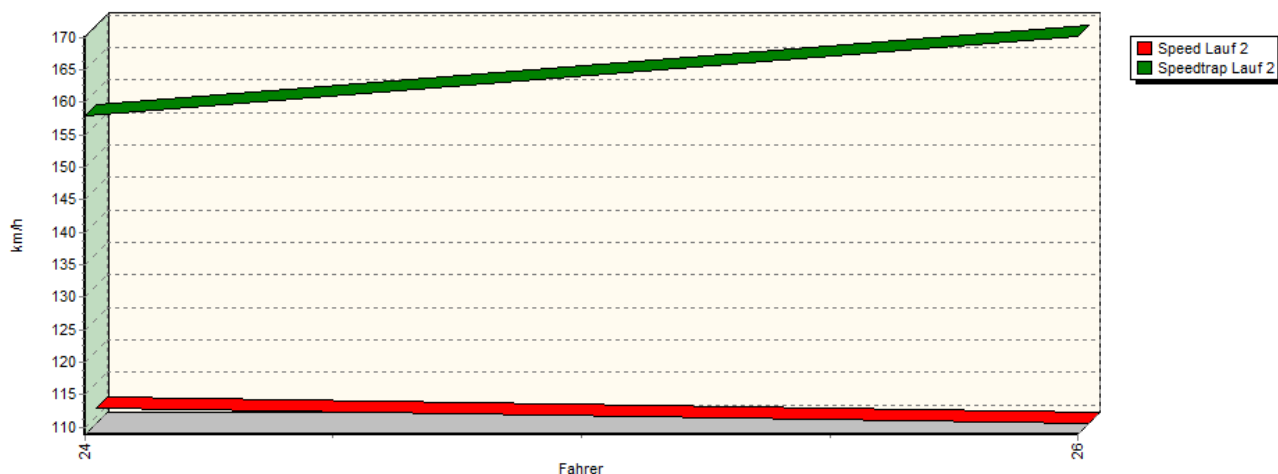


Sektor-Diagramm (Rest) Lauf 1

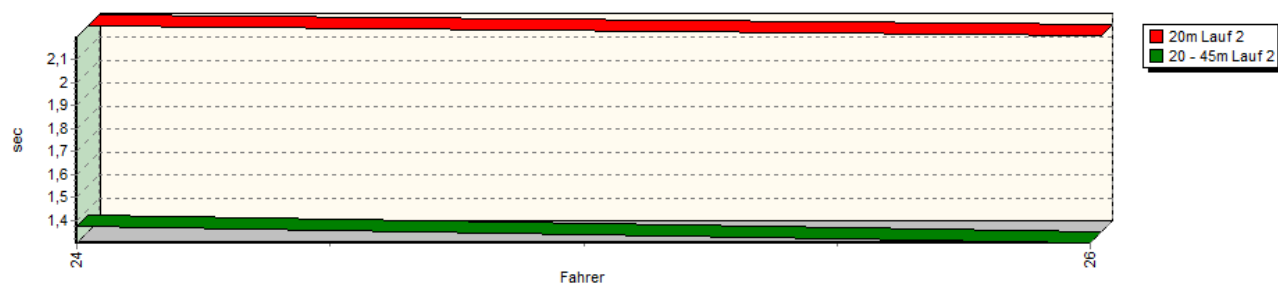


Sektorzeiten & Speeds - Rennen - Gruppe A/CTC/CTG

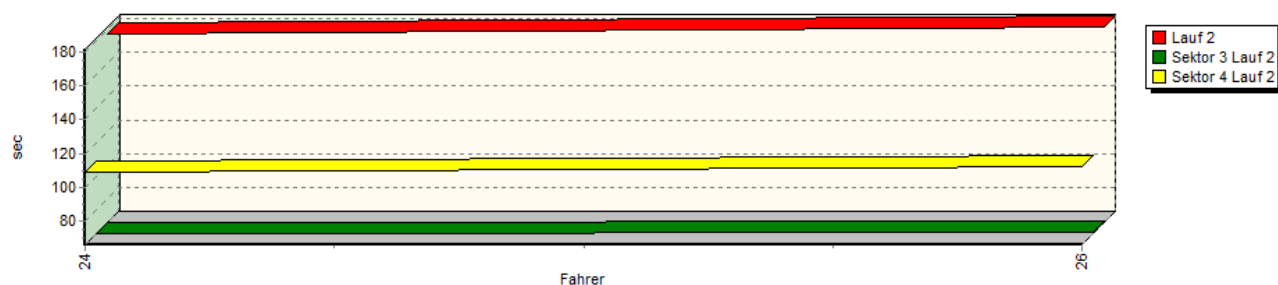
Speed-Diagramm Lauf 2



Sektor-Diagramm (Start) Lauf 2

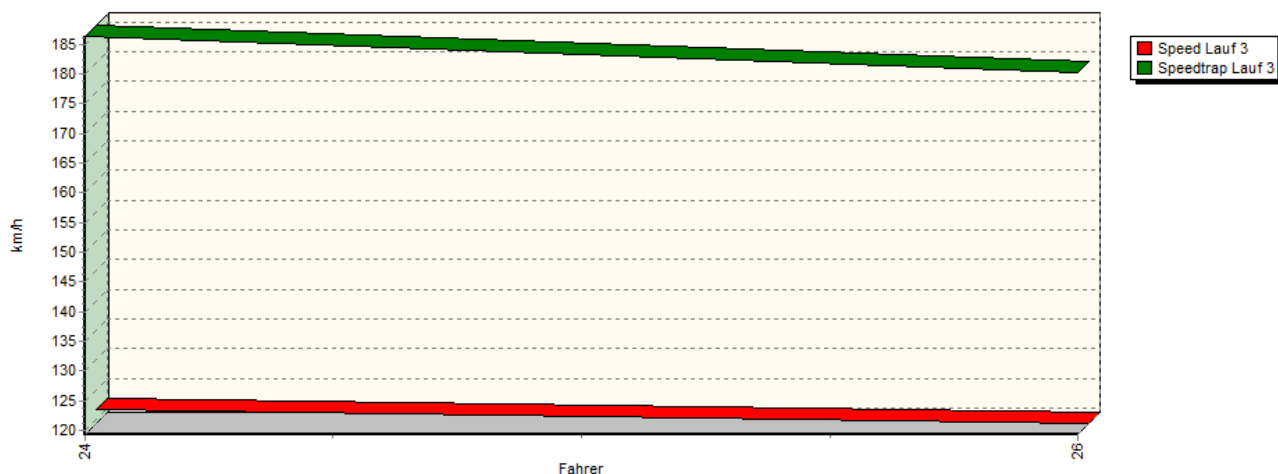


Sektor-Diagramm (Rest) Lauf 2

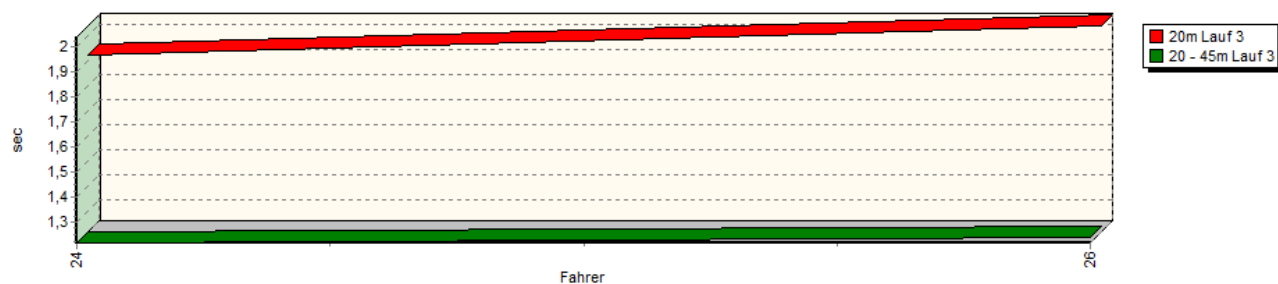


Sektorzeiten & Speeds - Rennen - Gruppe A/CTC/CTG

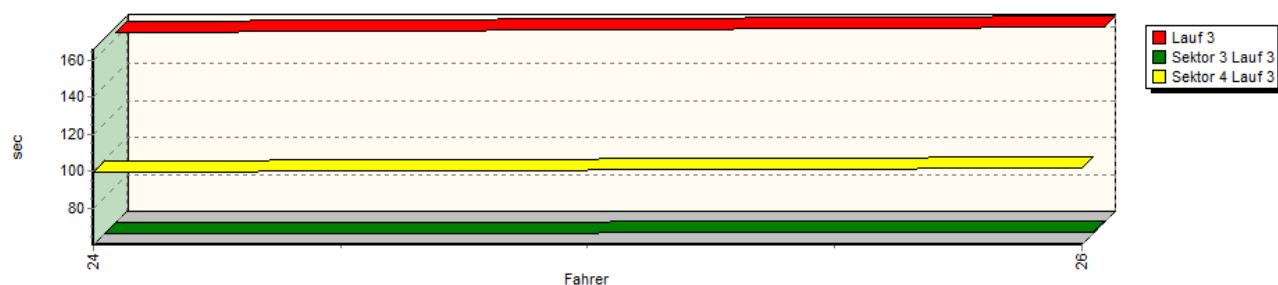
Speed-Diagramm Lauf 3



Sektor-Diagramm (Start) Lauf 3



Sektor-Diagramm (Rest) Lauf 3



Rg.	Nr.	Sektor 1 (20m)	Sektor 2 (20-45m)	Sektor 3	Speed (P22)	Sektor 4	Laufzeit	Speed (Lauf)	
1	24	VOJÁČEK Lukas		Mitsubishi Lancer EVO VIII					
		Lauf 1:	00:02.205	00:01.473	01:10.729	140,75 km/h	01:58.593	03:13.000	102,59 km/h
		Lauf 2:	00:02.197	00:01.374	01:05.731	157,93 km/h	01:48.549	02:57.851	111,33 km/h
		Lauf 3:	00:01.923	00:01.216	01:00.120	186,30 km/h	01:39.463	02:42.722	121,68 km/h

Sektorzeiten & Speeds - Rennen - Gruppe A/CTC/CTG

Rg.	Nr.		Sektor 1 (20m)	Sektor 2 (20-45m)	Sektor 3	Speed (P22)	Sektor 4	Laufzeit	Speed (Lauf)
2	26	KREIM Achim			Mitsubishi Lancer EVO VIII				
		Lauf 1:	00:02.628	00:01.441	01:09.603	168,04 km/h	01:55.477	03:09.149	104,68 km/h
		Lauf 2:	00:02.154	00:01.301	01:06.381	170,15 km/h	01:52.034	03:01.870	108,87 km/h
		Lauf 3:	00:02.040	00:01.236	01:00.819	180,10 km/h	01:41.859	02:45.954	119,31 km/h