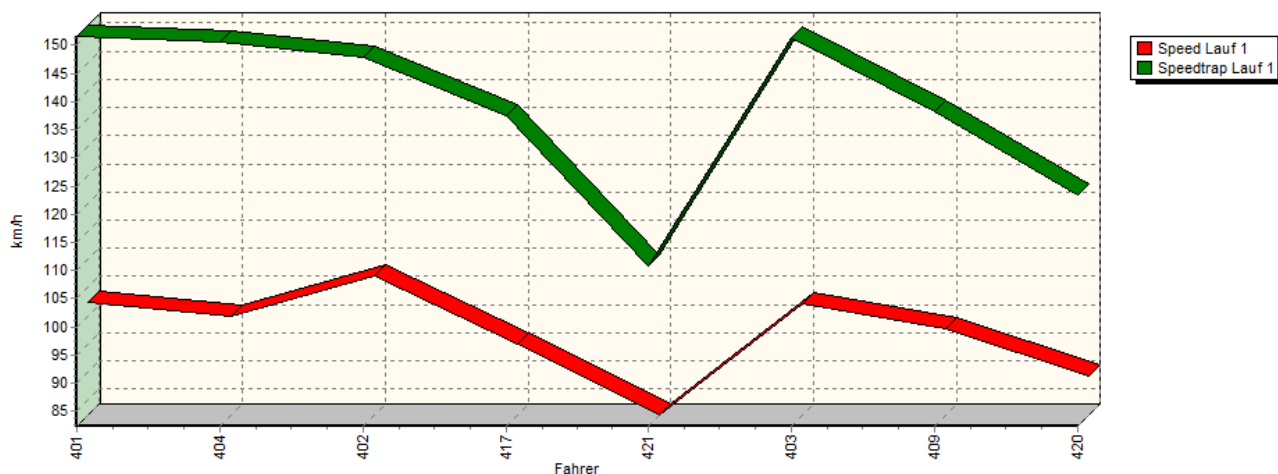
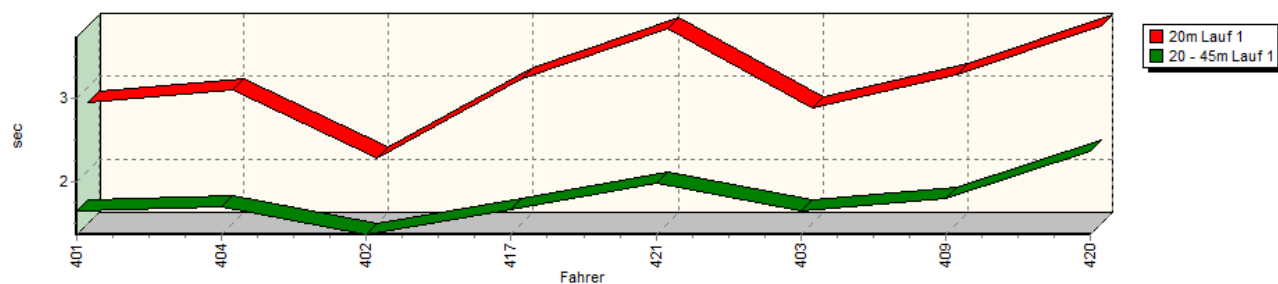


Sektorzeiten & Speeds - Rennen - Gruppe H bis 1300 ccm - Klasse 29

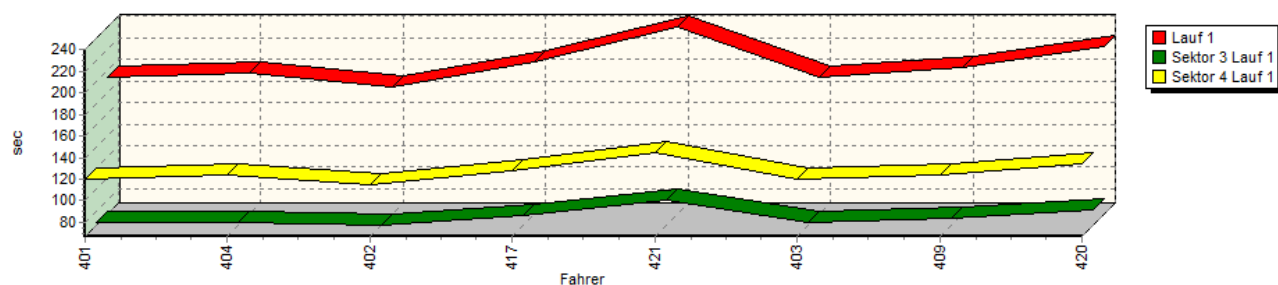
Speed-Diagramm Lauf 1



Sektor-Diagramm (Start) Lauf 1

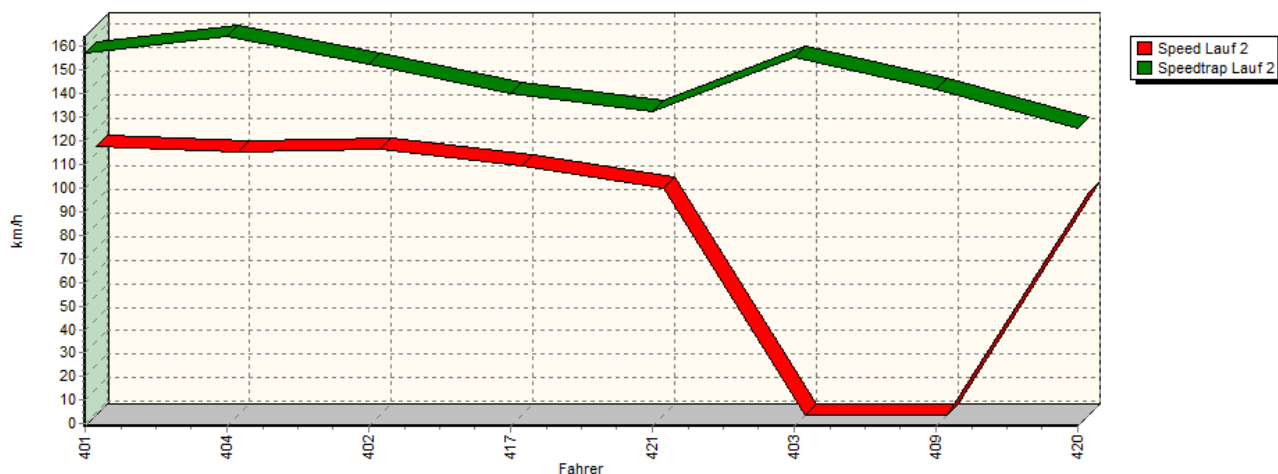


Sektor-Diagramm (Rest) Lauf 1

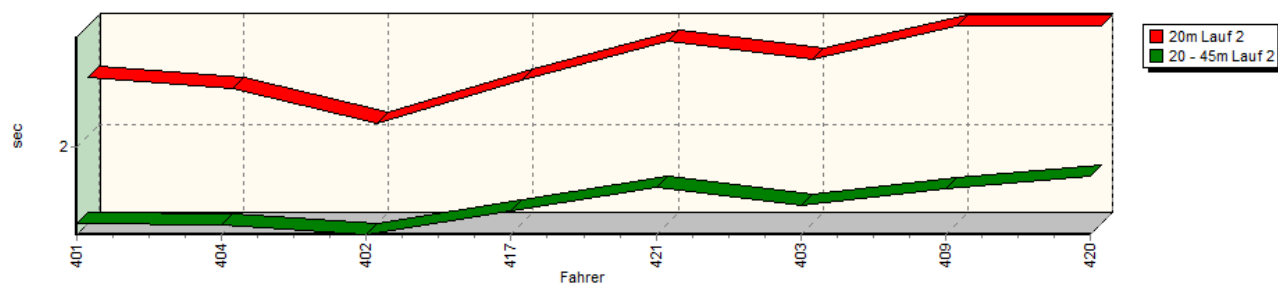


Sektorzeiten & Speeds - Rennen - Gruppe H bis 1300 ccm - Klasse 29

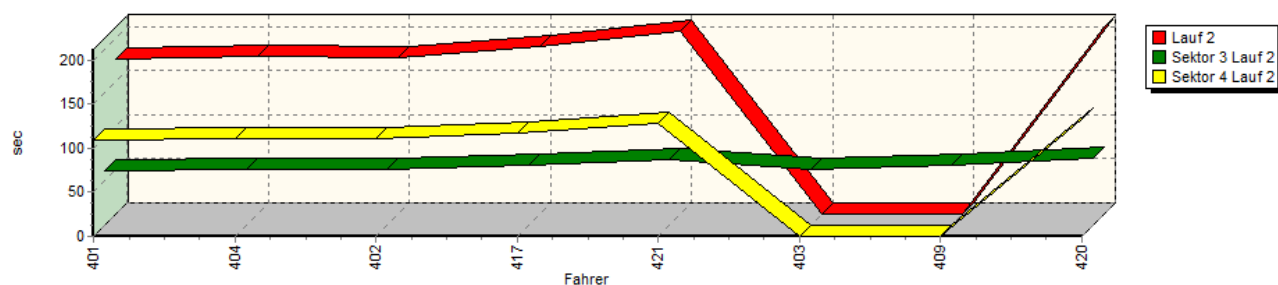
Speed-Diagramm Lauf 2



Sektor-Diagramm (Start) Lauf 2

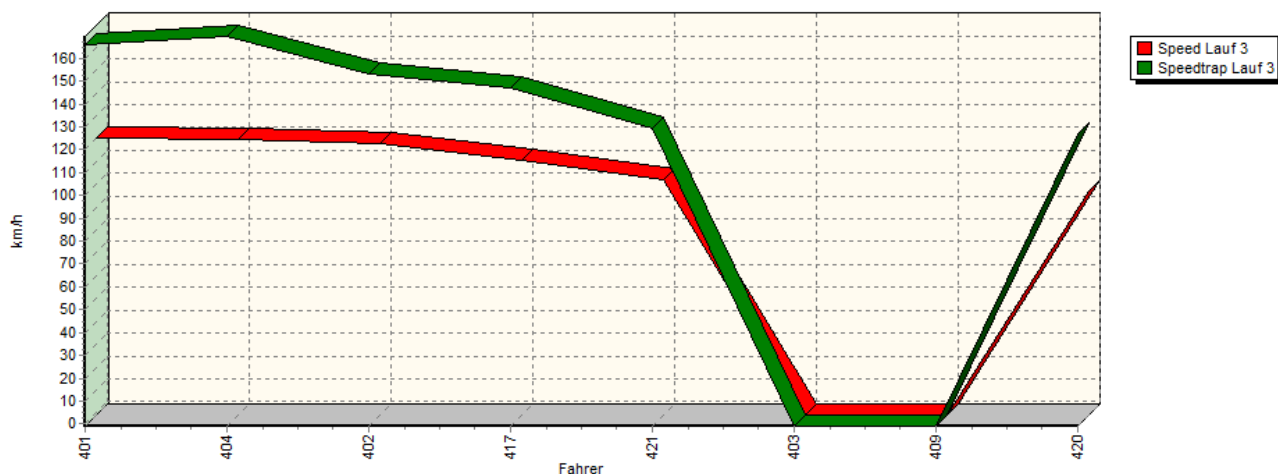


Sektor-Diagramm (Rest) Lauf 2

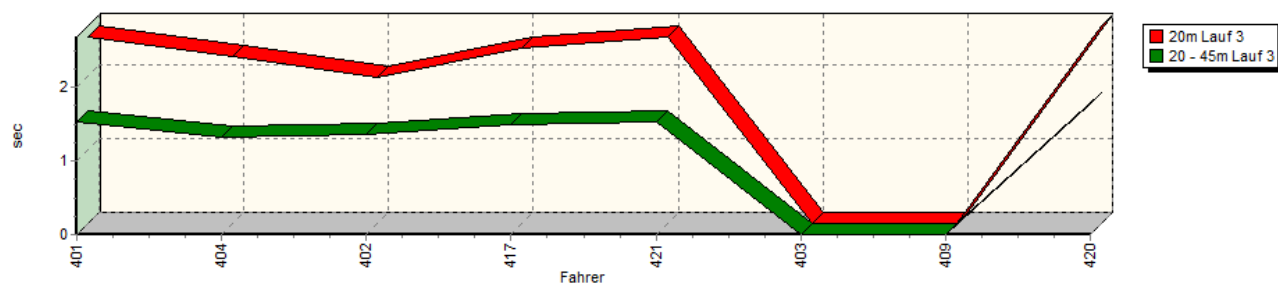


Sektorzeiten & Speeds - Rennen - Gruppe H bis 1300 ccm - Klasse 29

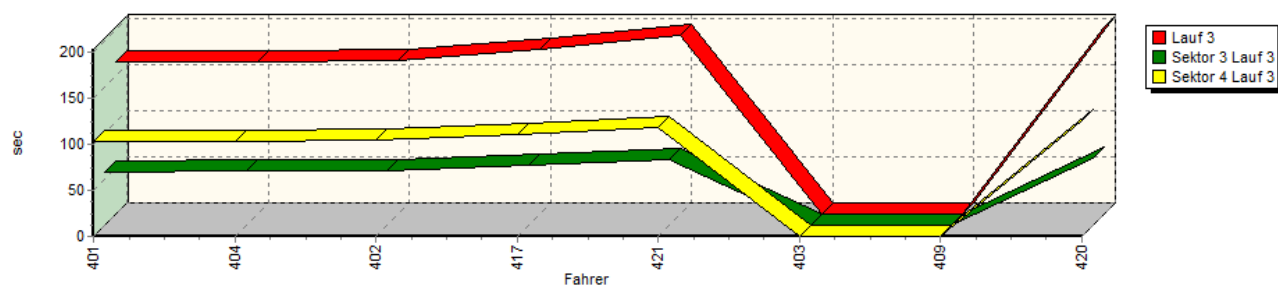
Speed-Diagramm Lauf 3



Sektor-Diagramm (Start) Lauf 3



Sektor-Diagramm (Rest) Lauf 3



Rg.	Nr.	Sektor 1 (20m)	Sektor 2 (20-45m)	Sektor 3	Speed (P22)	Sektor 4	Laufzeit	Speed (Lauf)	
1	401	STELBERG André		VW Schneider Polo I 16V					
		Lauf 1:	00:02.821	00:01.658	01:08.854	151,60 km/h	01:59.978	03:13.311	102,43 km/h
		Lauf 2:	00:02.411	00:01.469	01:01.844	157,48 km/h	01:49.583	02:55.307	112,94 km/h
		Lauf 3:	00:02.522	00:01.531	00:58.142	165,94 km/h	01:42.743	02:44.938	120,05 km/h

Sektorzeiten & Speeds - Rennen - Gruppe H bis 1300 ccm - Klasse 29

Rg.	Nr.		Sektor 1 (20m)	Sektor 2 (20-45m)	Sektor 3	Speed (P22)	Sektor 4	Laufzeit	Speed (Lauf)
2	404	WEIßDORN Franz		VW Polo I					
		Lauf 1:	00:02.971	00:01.704	01:09.959	150,60 km/h	02:03.348	03:17.982	100,01 km/h
		Lauf 2:	00:02.335	00:01.454	01:04.087	164,32 km/h	01:51.466	02:59.342	110,40 km/h
		Lauf 3:	00:02.252	00:01.321	00:58.895	169,63 km/h	01:43.189	02:45.657	119,52 km/h
3	402	SPÖRI Markus		Suzuki Swift 4WD					
		Lauf 1:	00:02.155	00:01.372	01:06.878	147,80 km/h	01:54.620	03:05.025	107,01 km/h
		Lauf 2:	00:02.090	00:01.390	01:02.815	152,80 km/h	01:51.051	02:57.346	111,65 km/h
		Lauf 3:	00:01.981	00:01.346	00:59.404	153,04 km/h	01:45.147	02:47.878	117,94 km/h
4	417	HÖRNIG Christof		Polo					
		Lauf 1:	00:03.108	00:01.678	01:15.367	137,63 km/h	02:08.112	03:28.265	95,07 km/h
		Lauf 2:	00:02.390	00:01.555	01:08.274	139,94 km/h	01:57.313	03:09.532	104,47 km/h
		Lauf 3:	00:02.379	00:01.478	01:04.946	147,25 km/h	01:50.529	02:59.332	110,41 km/h
5	421	STREIBERGER Klaus		VW Polo					
		Lauf 1:	00:03.698	00:01.987	01:29.690	110,69 km/h	02:25.005	04:00.380	82,37 km/h
		Lauf 2:	00:02.663	00:01.719	01:14.503	132,44 km/h	02:08.794	03:27.679	95,34 km/h
		Lauf 3:	00:02.519	00:01.522	01:10.950	129,64 km/h	01:59.010	03:14.001	102,06 km/h
6	403	EBENHÖH Armin		Polo Minichberger 16V					
		Lauf 1:	00:02.761	00:01.654	01:09.643	151,41 km/h	01:59.997	03:14.055	102,03 km/h
		Lauf 2:	00:02.538	00:01.590	01:03.275	155,67 km/h	*	A	* km/h
		Lauf 3:	*	*	*	* km/h	*	*	* km/h
7	409	ABB Nils		VW Schneider Polo II 8V					
		Lauf 1:	00:03.158	00:01.812	01:13.931	138,37 km/h	02:03.994	03:22.895	97,59 km/h
		Lauf 2:	00:02.775	00:01.709	01:08.800	141,98 km/h	*	A	* km/h
		Lauf 3:	*	*	*	* km/h	*	*	* km/h
8	420	HÜLSMANN Markus		VW Golf I 8V					
		Lauf 1:	00:03.738	00:02.373	01:21.364	123,42 km/h	02:14.256	03:41.731	89,30 km/h
		Lauf 2:	00:02.772	00:01.799	01:15.400	125,14 km/h	02:12.301	03:32.272	93,28 km/h
		Lauf 3:	00:02.673	00:01.778	01:13.526	126,73 km/h	02:05.618	03:23.595	97,25 km/h