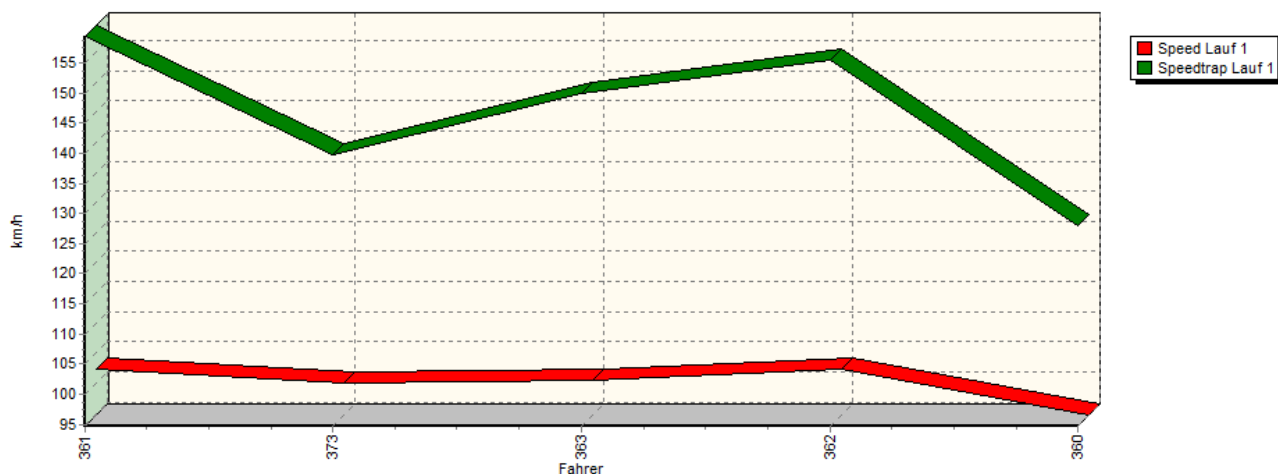
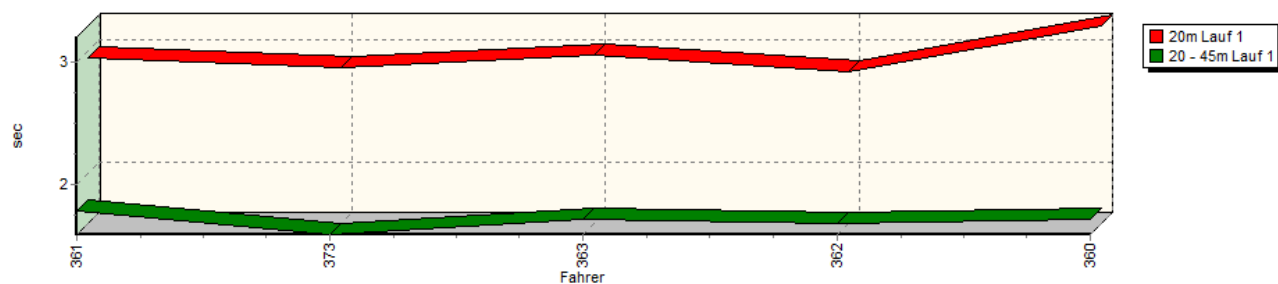


## Sektorzeiten & Speeds - Rennen - Gruppe H bis 1600 ccm - Klasse 30

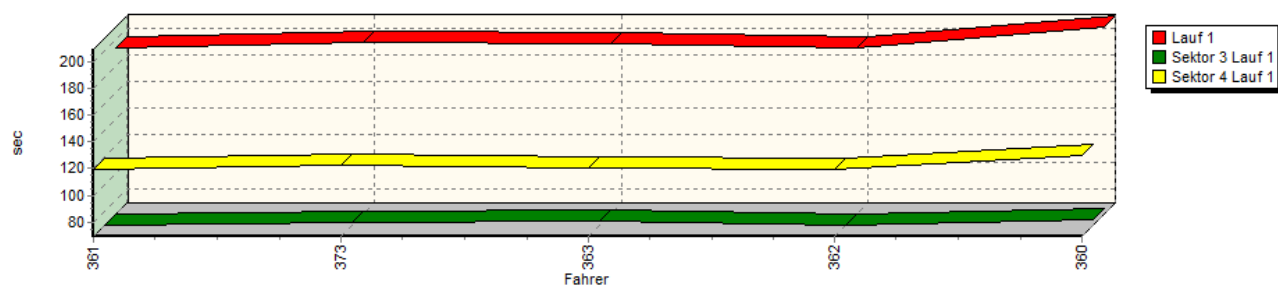
Speed-Diagramm Lauf 1



Sektor-Diagramm (Start) Lauf 1

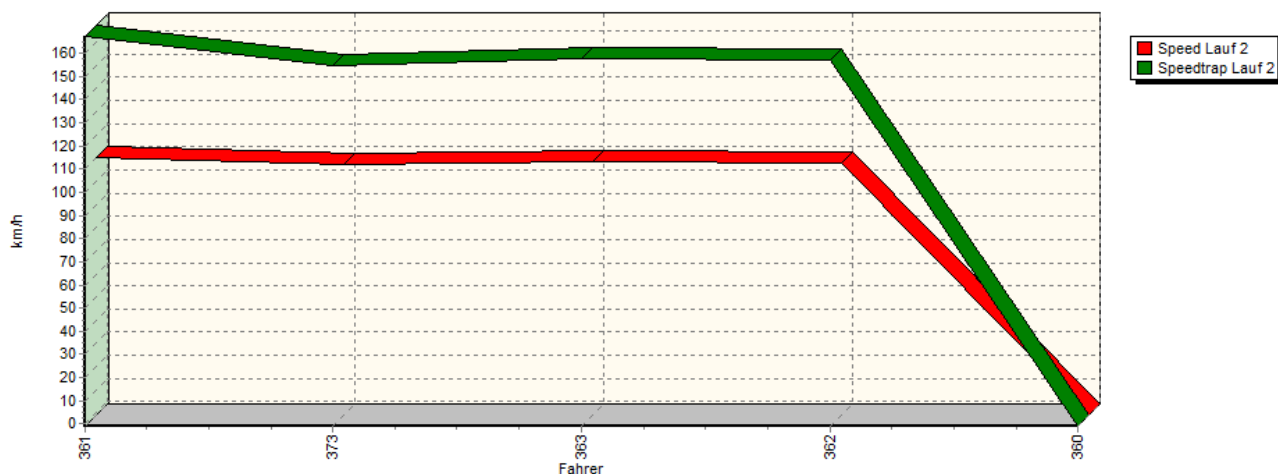


Sektor-Diagramm (Rest) Lauf 1

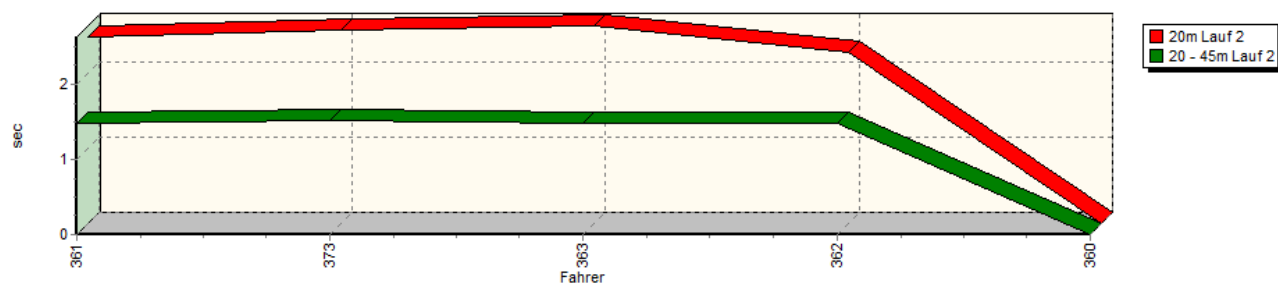


## Sektorzeiten & Speeds - Rennen - Gruppe H bis 1600 ccm - Klasse 30

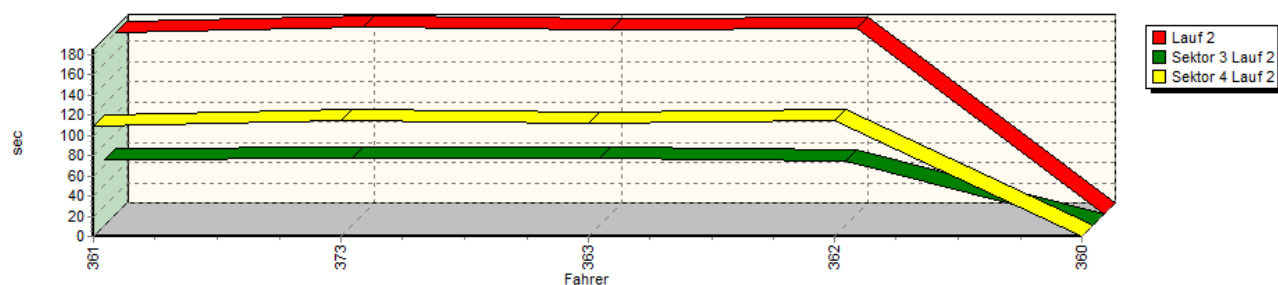
Speed-Diagramm Lauf 2



Sektor-Diagramm (Start) Lauf 2

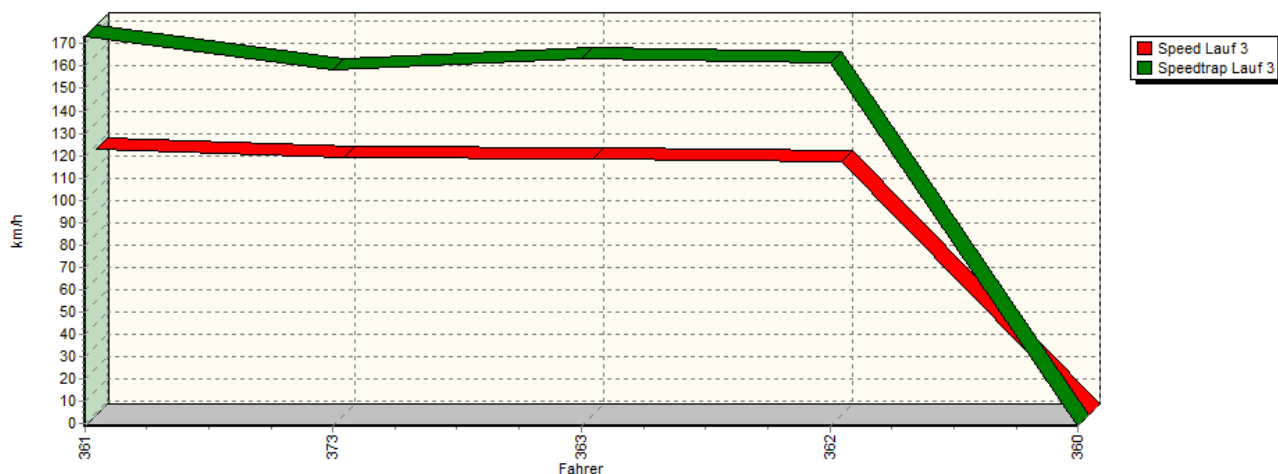


Sektor-Diagramm (Rest) Lauf 2

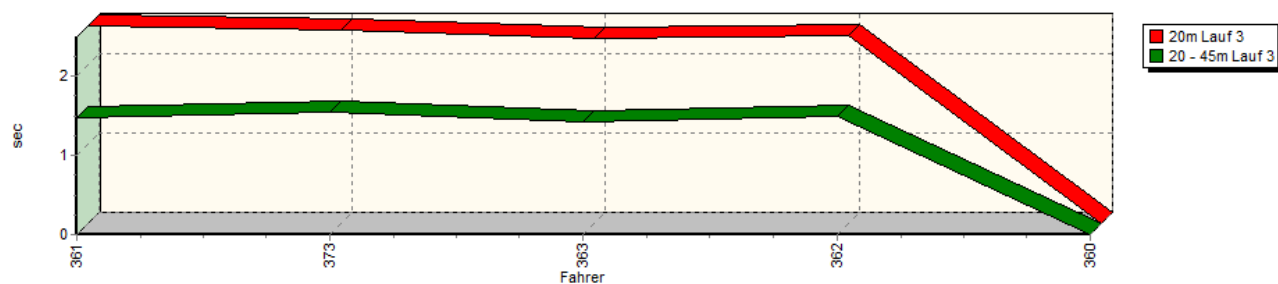


## Sektorzeiten & Speeds - Rennen - Gruppe H bis 1600 ccm - Klasse 30

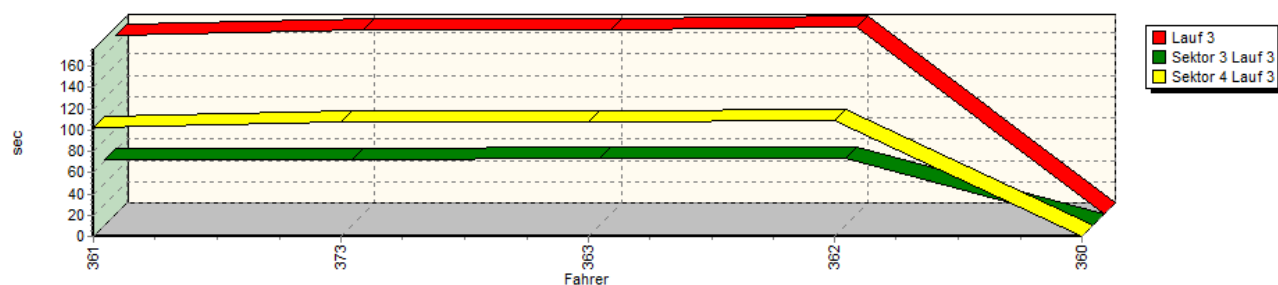
Speed-Diagramm Lauf 3



Sektor-Diagramm (Start) Lauf 3



Sektor-Diagramm (Rest) Lauf 3



Rg.	Nr.		Sektor 1 (20m)	Sektor 2 (20-45m)	Sektor 3	Speed (P22)	Sektor 4	Laufzeit	Speed (Lauf)
1	361	<b>MAIER Helmut</b>		VW Spiess Golf					
		Lauf 1:	00:02.944	00:01.776	01:09.595	159,39 km/h	01:59.083	03:13.398	102,38 km/h
		Lauf 2:	00:02.481	00:01.486	01:05.632	167,34 km/h	01:49.568	02:59.167	110,51 km/h
		Lauf 3:	00:02.494	00:01.469	01:01.268	173,32 km/h	01:42.846	02:48.077	117,80 km/h

### Sektorzeiten & Speeds - Rennen - Gruppe H bis 1600 ccm - Klasse 30

Rg.	Nr.		Sektor 1 (20m)	Sektor 2 (20-45m)	Sektor 3	Speed (P22)	Sektor 4	Laufzeit	Speed (Lauf)
2	373	<b>SCHULTE Manfred</b>		Citroën AX KitCar					
		Lauf 1:	00:02.863	00:01.584	01:11.491	139,75 km/h	02:02.101	03:18.039	99,98 km/h
		Lauf 2:	00:02.584	00:01.512	01:05.977	154,80 km/h	01:55.118	03:05.191	106,92 km/h
		Lauf 3:	00:02.444	00:01.553	01:02.342	158,43 km/h	01:47.233	02:53.572	114,07 km/h
3	363	<b>HEINDRICHS Werner</b>		Veytal Corsa 16V					
		Lauf 1:	00:02.968	00:01.713	01:11.958	149,82 km/h	02:00.518	03:17.157	100,43 km/h
		Lauf 2:	00:02.631	00:01.489	01:05.972	157,83 km/h	01:52.450	03:02.542	108,47 km/h
		Lauf 3:	00:02.343	00:01.420	01:02.549	163,32 km/h	01:47.594	02:53.906	113,85 km/h
4	362	<b>AUCHTER Tobias</b>		Opel Corsa Zöllner GSI16V					
		Lauf 1:	00:02.824	00:01.678	01:09.259	155,43 km/h	01:59.621	03:13.382	102,39 km/h
		Lauf 2:	00:02.275	00:01.491	01:04.127	157,08 km/h	01:55.329	03:03.222	108,07 km/h
		Lauf 3:	00:02.371	00:01.495	01:03.184	161,50 km/h	01:48.839	02:55.889	112,57 km/h
5	360	<b>PAULITSCH Hans</b>		Minichberger Scirocco 16V					
		Lauf 1:	00:03.205	00:01.711	01:13.928	128,04 km/h	02:10.322	03:29.166	94,66 km/h
		Lauf 2:	*	*	*	* km/h	*	*	* km/h
		Lauf 3:	*	*	*	* km/h	*	*	* km/h