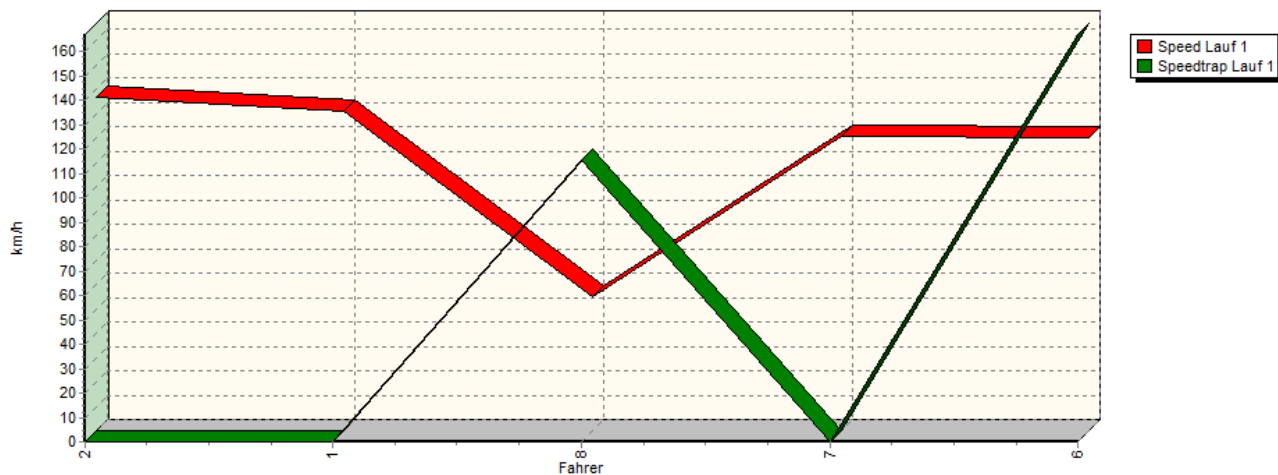
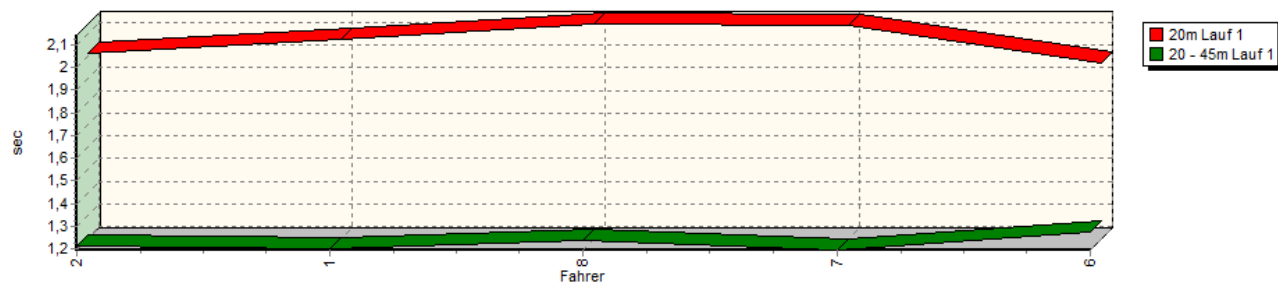


Sektorzeiten & Speeds - Rennen - Gruppe D/E2-SS

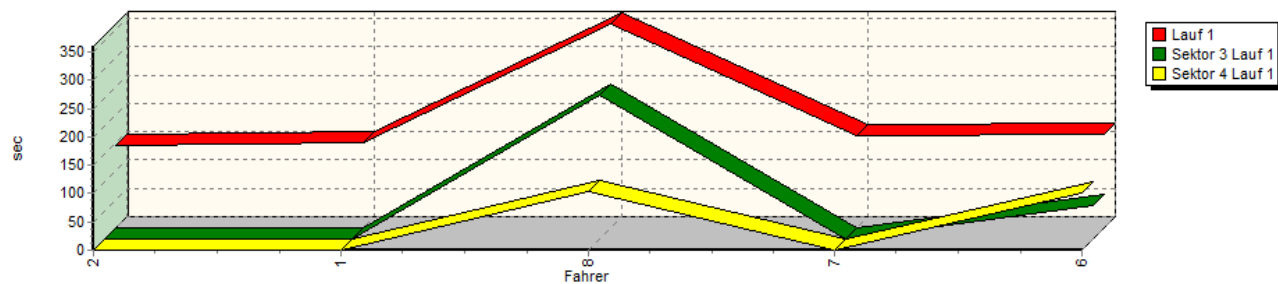
Speed-Diagramm Lauf 1



Sektor-Diagramm (Start) Lauf 1

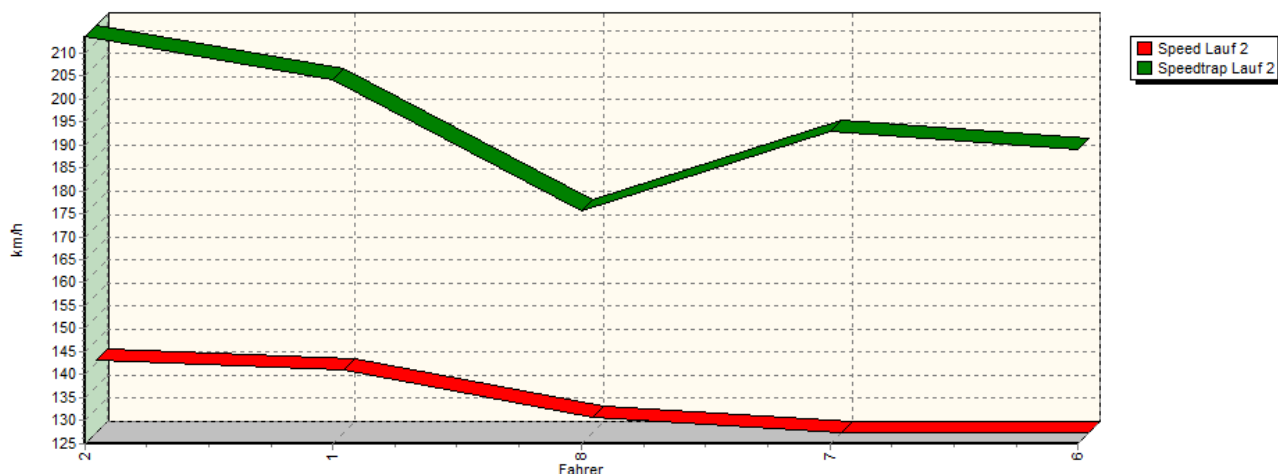


Sektor-Diagramm (Rest) Lauf 1

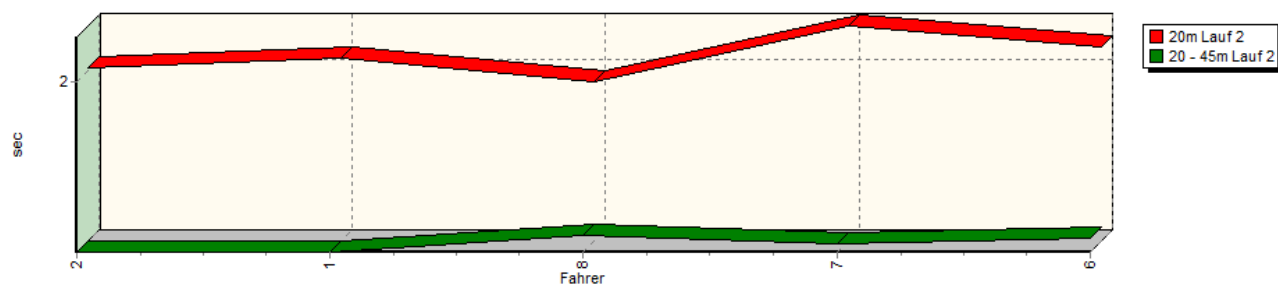


Sektorzeiten & Speeds - Rennen - Gruppe D/E2-SS

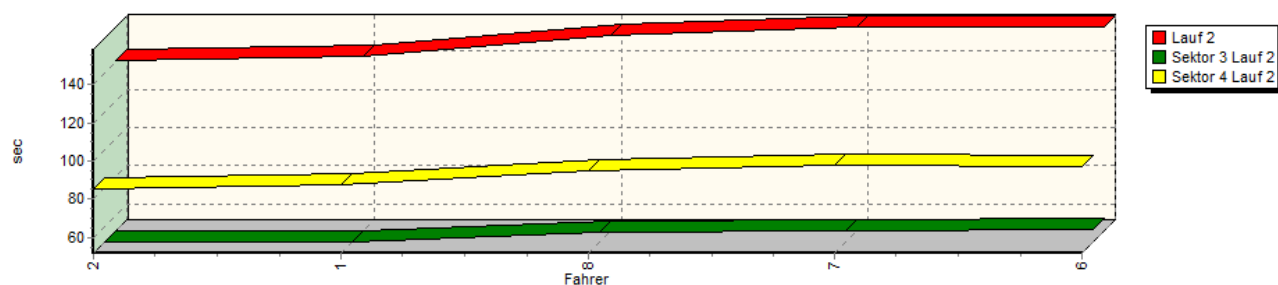
Speed-Diagramm Lauf 2



Sektor-Diagramm (Start) Lauf 2



Sektor-Diagramm (Rest) Lauf 2



Rg.	Nr.	Sektor 1 (20m)	Sektor 2 (20-45m)	Sektor 3	Speed (P22)	Sektor 4	Laufzeit	Speed (Lauf)	
1	2	KRAMSKY Otakar		Reynard K12					
		Lauf 1:	00:02.015	00:01.211	*		02:25.194	136,37 km/h	
		Lauf 2:	00:02.017	00:01.140	00:51.953	213,61 km/h	01:25.518	02:20.628	140,80 km/h
2	1	JANIK Václav		Lola B02/50					
		Lauf 1:	00:02.075	00:01.203	*		02:31.301	130,87 km/h	
		Lauf 2:	00:02.069	00:01.139	00:51.844	204,19 km/h	01:27.867	02:22.919	138,54 km/h

Sektorzeiten & Speeds - Rennen - Gruppe D/E2-SS

Rg.	Nr.		Sektor 1 (20m)	Sektor 2 (20-45m)	Sektor 3	Speed (P22)	Sektor 4	Laufzeit	Speed (Lauf)
3	8	LIBER Federico		Formel Gloria					
		Lauf 1:	00:02.143	00:01.237	04:14.507	115,52 km/h	01:42.558	06:00.445	54,93 km/h
		Lauf 2:	00:01.949	00:01.224	00:56.674	175,74 km/h	01:34.599	02:34.446	128,20 km/h
4	7	DEBRUYNE Frank		Dallara F300					
		Lauf 1:	00:02.135	00:01.194	*	0,00 km/h	*	02:44.036	120,71 km/h
		Lauf 2:	00:02.230	00:01.183	00:57.348	192,95 km/h	01:37.572	02:38.333	125,05 km/h
5	6	LUBOR Novy		Dallara JSC 302					
		Lauf 1:	00:01.968	00:01.274	00:59.983	166,87 km/h	01:41.954	02:45.179	119,87 km/h
		Lauf 2:	00:02.124	00:01.209	00:58.321	188,96 km/h	01:36.862	02:38.516	124,91 km/h