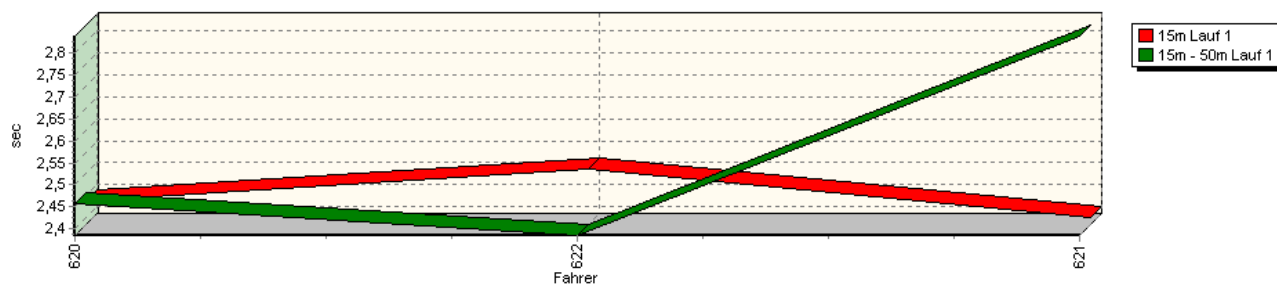


Sektorzeiten & Speeds - Gruppe N, H/N (OSK), F (DMSB), CTC/CGT (DMSB Div. 6.1/6.2/9)

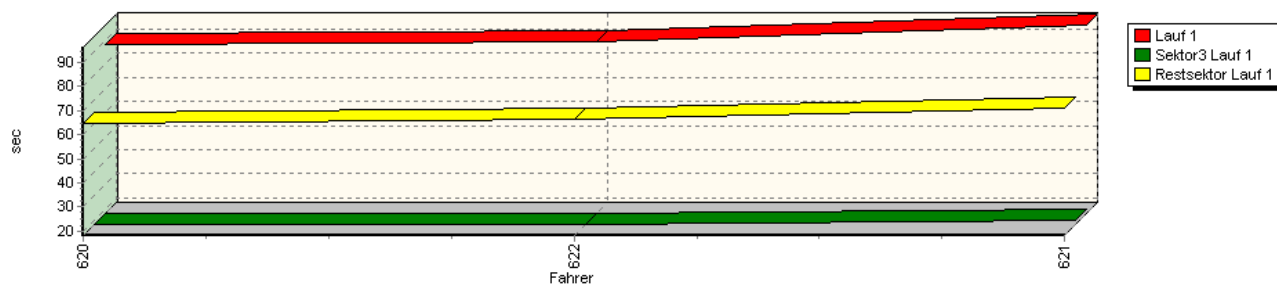
Speed-Diagramm Lauf 1



Sektor-Diagramm (Start) Lauf 1

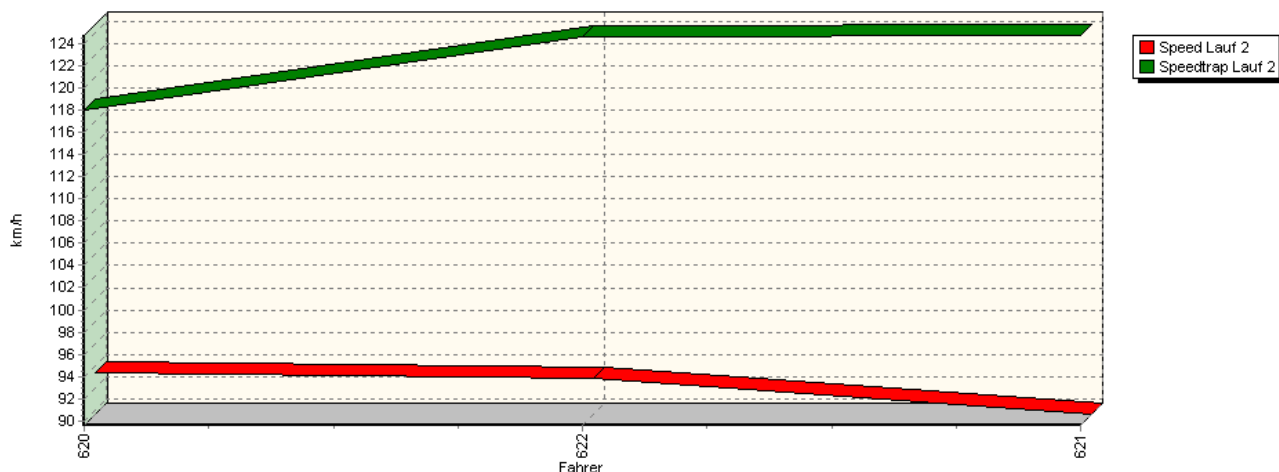


Sektor-Diagramm (Rest) Lauf 1

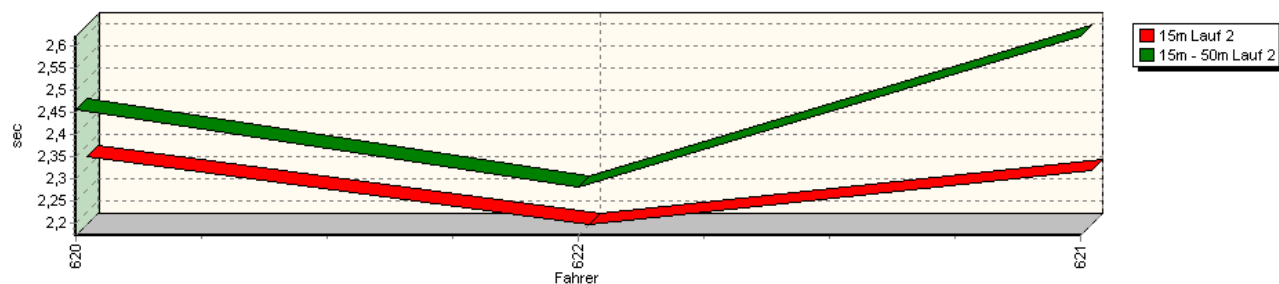


Sektorzeiten & Speeds - Gruppe N, H/N (OSK), F (DMSB), CTC/CGT (DMSB Div. 6.1/6.2/9)

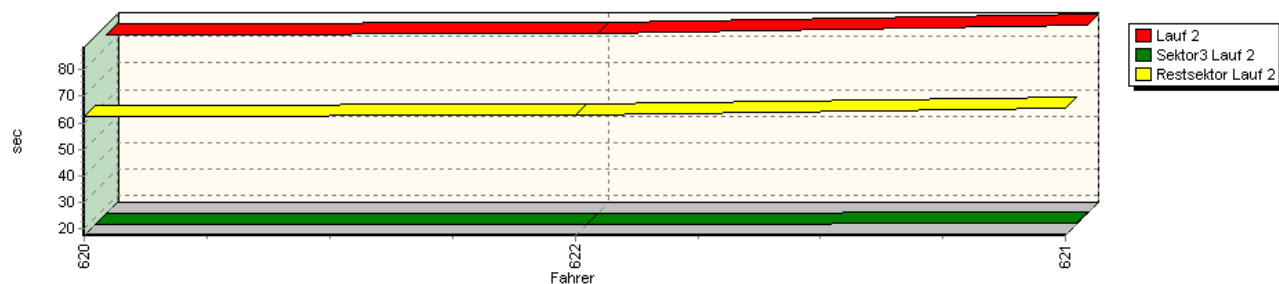
Speed-Diagramm Lauf 2



Sektor-Diagramm (Start) Lauf 2



Sektor-Diagramm (Rest) Lauf 2



Rg.	Nr.	Sektor 1 (15m)	Sektor 2 (15-50m)	Sektor 3	Speed Trap	Sektor 4	Laufzeit	Speed (Lauf)	
1	620	ZEITZ Ulrich		Peugeot 106 Rallye 1,3					
		Lauf 1:	00:02.437	00:02.458	00:18.321	109,22 km/h	01:04.630	01:27.846	90,16 km/h
		Lauf 2:	00:02.327	00:02.458	00:17.597	118,05 km/h	01:02.456	01:24.838	93,36 km/h
2	622	D'ACRI Stefano		Peugeot 106 Rallye					
		Lauf 1:	00:02.510	00:02.385	00:18.250	120,43 km/h	01:06.366	01:29.511	88,48 km/h
		Lauf 2:	00:02.173	00:02.283	00:17.804	124,64 km/h	01:03.023	01:25.283	92,87 km/h

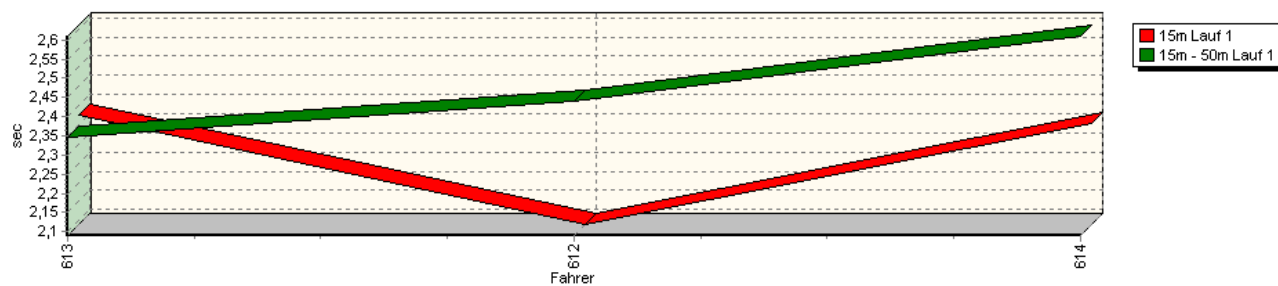
Sektorzeiten & Speeds - Gruppe N, H/N (OSK), F (DMSB), CTC/CGT (DMSB Div. 6.1/6.2/9)

Rg.	Nr.		Sektor 1 (15m)	Sektor 2 (15-50m)	Sektor 3	Speed Trap	Sektor 4	Laufzeit	Speed (Lauf)
3	621	D'ACRI Luigi		Peugeot 106 Rallye					
		Lauf 1:	00:02.400	00:02.838	00:19.748	110,45 km/h	01:11.115	01:36.101	82,41 km/h
		Lauf 2:	00:02.294	00:02.622	00:18.226	124,72 km/h	01:05.245	01:28.387	89,61 km/h

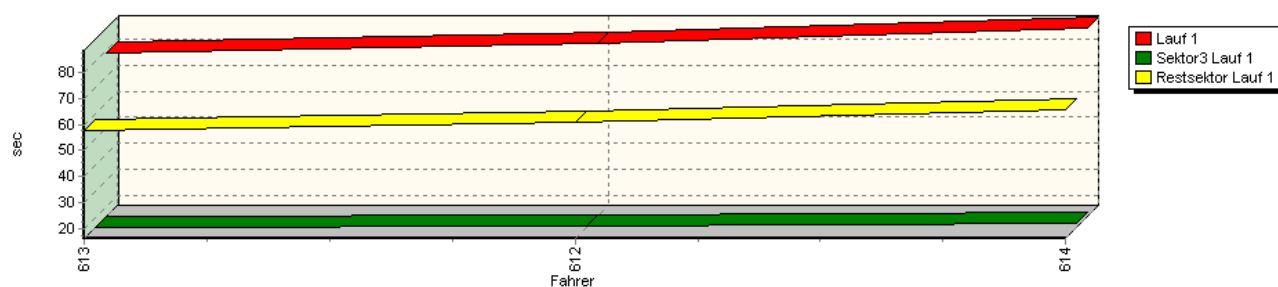
Speed-Diagramm Lauf 1



Sektor-Diagramm (Start) Lauf 1

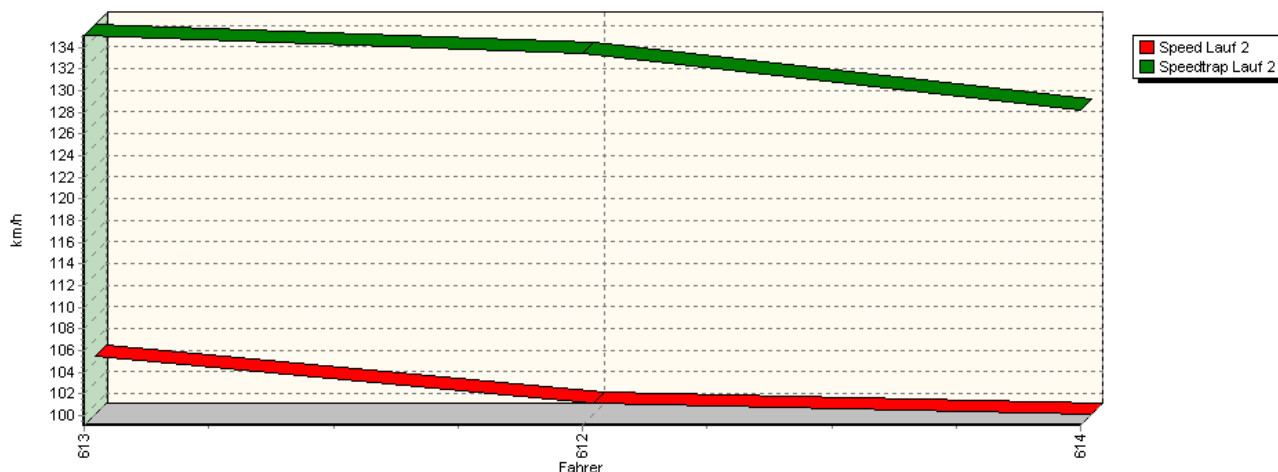


Sektor-Diagramm (Rest) Lauf 1

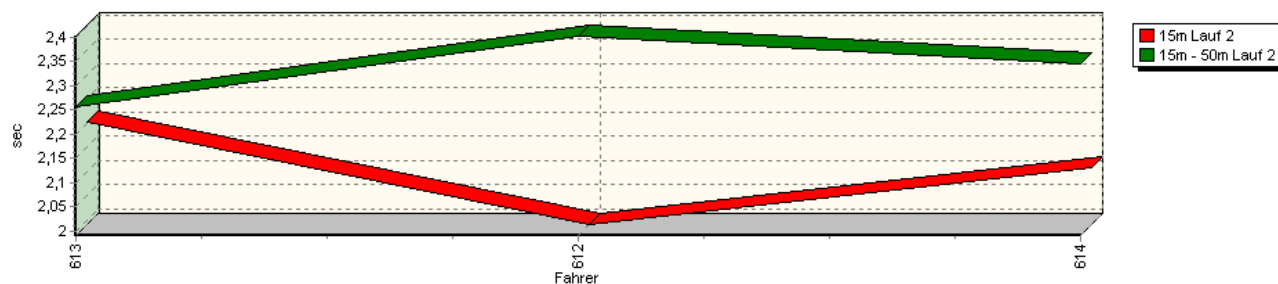


Sektorzeiten & Speeds - Gruppe N, H/N (OSK), F (DMSB), CTC/CGT (DMSB Div. 6.1/6.2/9)

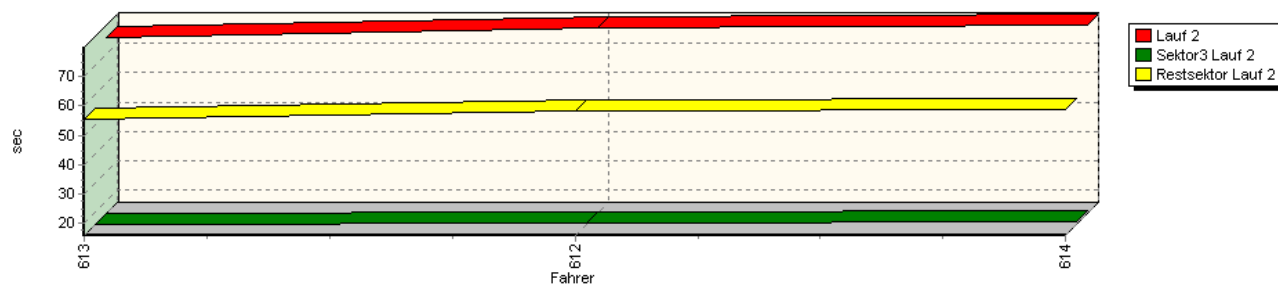
Speed-Diagramm Lauf 2



Sektor-Diagramm (Start) Lauf 2



Sektor-Diagramm (Rest) Lauf 2

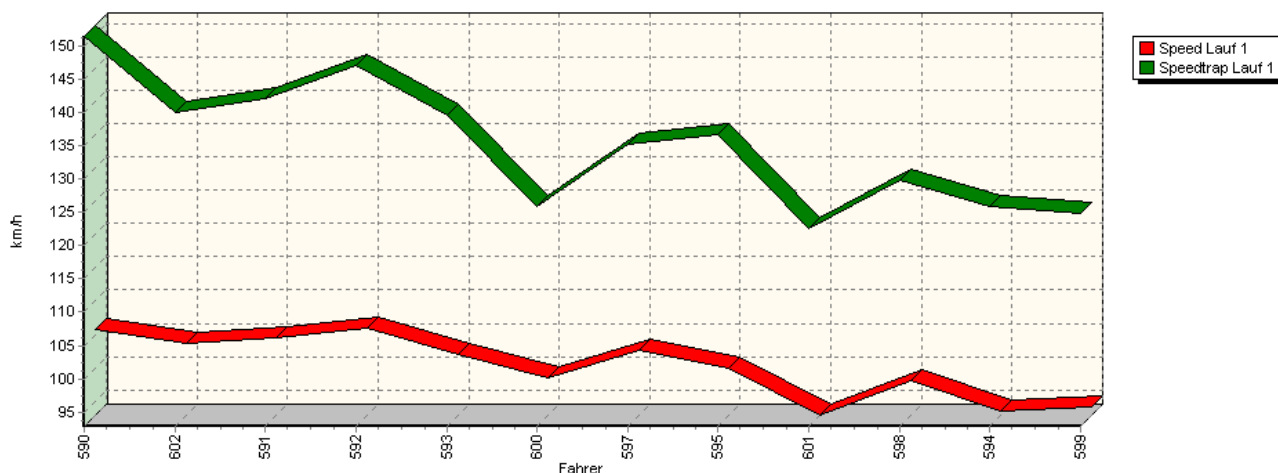


Rg.	Nr.	Sektor 1 (15m)	Sektor 2 (15-50m)	Sektor 3	Speed Trap	Sektor 4	Laufzeit	Speed (Lauf)	
1	613	FECHTER Jürgen		VW Scirocco GTI					
		Lauf 1:	00:02.376	00:02.346	00:16.371	133,93 km/h	00:57.635	01:18.728	100,60 km/h
		Lauf 2:	00:02.203	00:02.255	00:15.863	135,09 km/h	00:55.487	01:15.808	104,47 km/h
2	612	BOCH Heinz-Peter		Honda Civic					
		Lauf 1:	00:02.090	00:02.442	00:16.994	128,94 km/h	01:00.740	01:22.266	96,27 km/h
		Lauf 2:	00:01.990	00:02.402	00:16.559	133,45 km/h	00:58.142	01:19.093	100,14 km/h

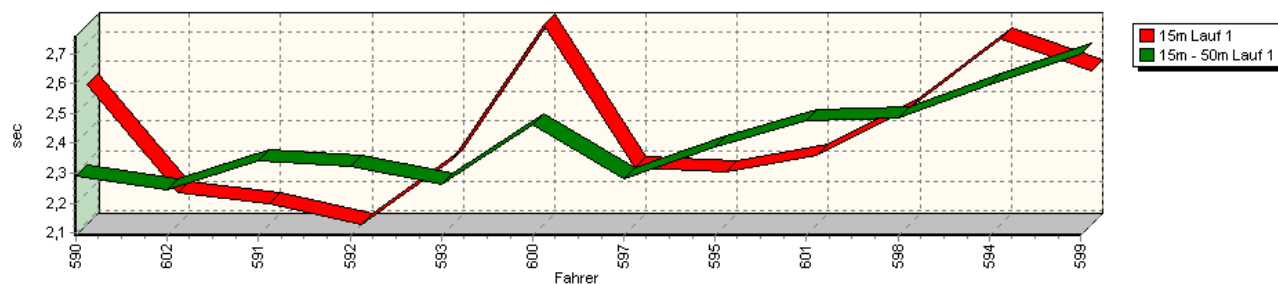
Sektorzeiten & Speeds - Gruppe N, H/N (OSK), F (DMSB), CTC/CGT (DMSB Div. 6.1/6.2/9)

Rg.	Nr.		Sektor 1 (15m)	Sektor 2 (15-50m)	Sektor 3	Speed Trap	Sektor 4	Laufzeit	Speed (Lauf)
3	614	JAKOBI Stephanie		Honda Civic EG4					
		Lauf 1:	00:02.353	00:02.610	00:17.937	120,99 km/h	01:05.396	01:28.296	89,70 km/h
		Lauf 2:	00:02.106	00:02.344	00:16.646	128,19 km/h	00:58.808	01:19.904	99,12 km/h

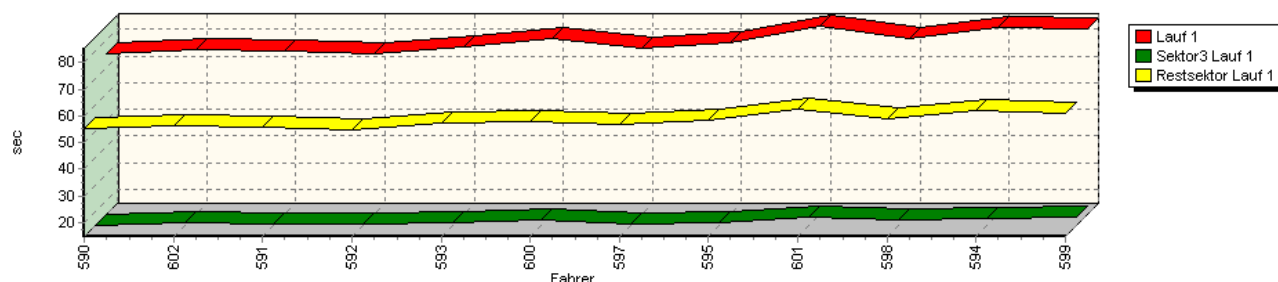
Speed-Diagramm Lauf 1



Sektor-Diagramm (Start) Lauf 1

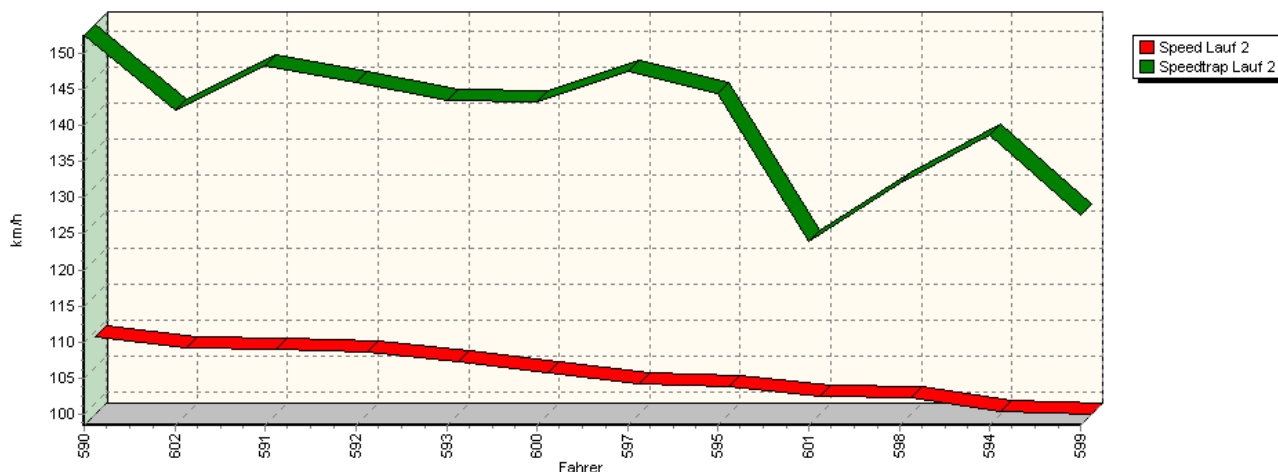


Sektor-Diagramm (Rest) Lauf 1

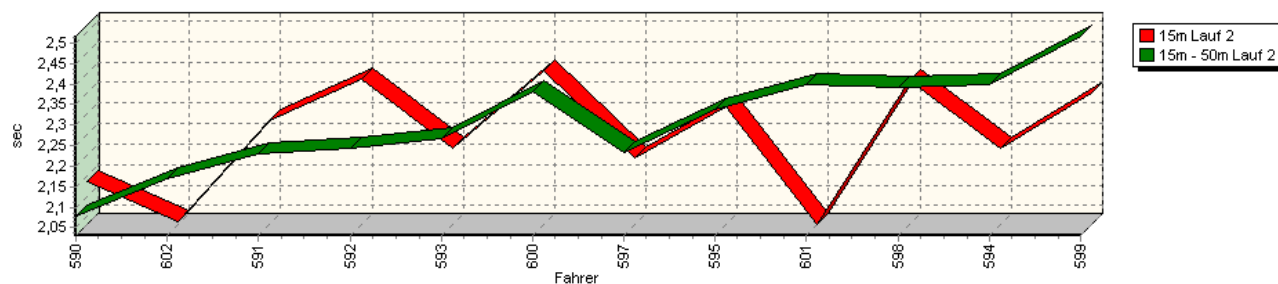


Sektorzeiten & Speeds - Gruppe N, H/N (OSK), F (DMSB), CTC/CGT (DMSB Div. 6.1/6.2/9)

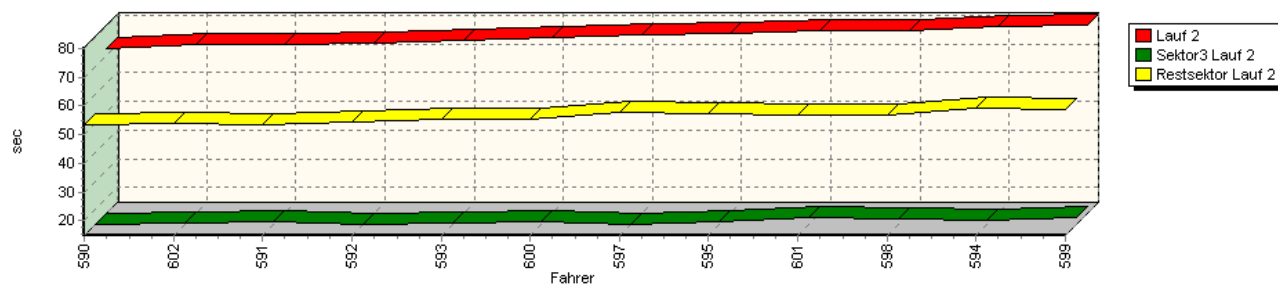
Speed-Diagramm Lauf 2



Sektor-Diagramm (Start) Lauf 2



Sektor-Diagramm (Rest) Lauf 2



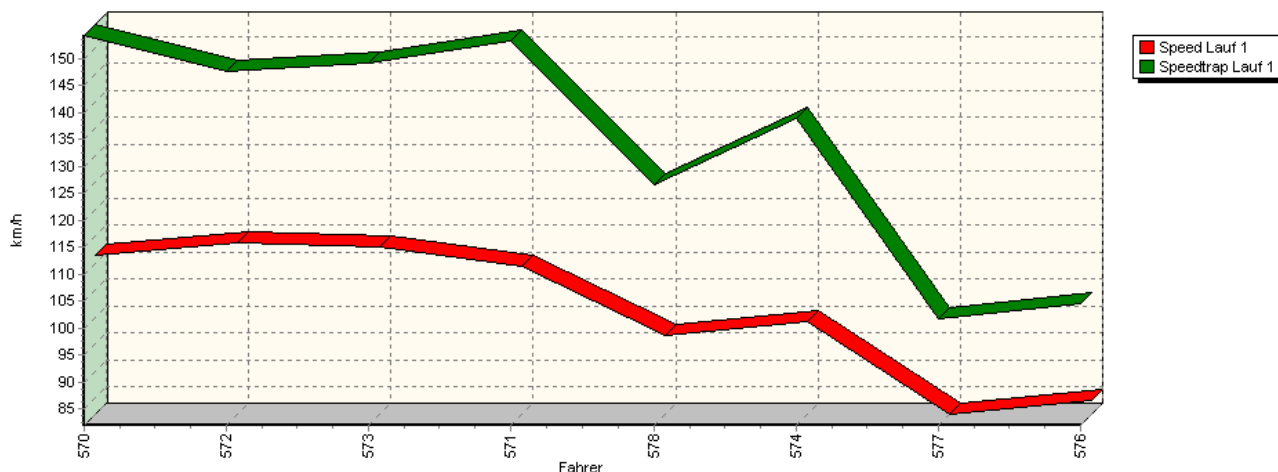
Rg.	Nr.	Sektor 1 (15m)	Sektor 2 (15-50m)	Sektor 3	Speed Trap	Sektor 4	Laufzeit	Speed (Lauf)	
1	590	STOLL Jochen		Peugeot 306 s16					
		Lauf 1:	00:02.561	00:02.289	00:14.840	151,43 km/h	00:55.289	01:14.979	105,63 km/h
		Lauf 2:	00:02.136	00:02.077	00:14.817	152,55 km/h	00:53.483	01:12.513	109,22 km/h
2	602	NEU Kai		Ford Focus					
		Lauf 1:	00:02.198	00:02.245	00:15.797	139,97 km/h	00:56.154	01:16.394	103,67 km/h
		Lauf 2:	00:02.037	00:02.168	00:15.287	142,17 km/h	00:54.043	01:13.535	107,70 km/h

Sektorzeiten & Speeds - Gruppe N, H/N (OSK), F (DMSB), CTC/CGT (DMSB Div. 6.1/6.2/9)

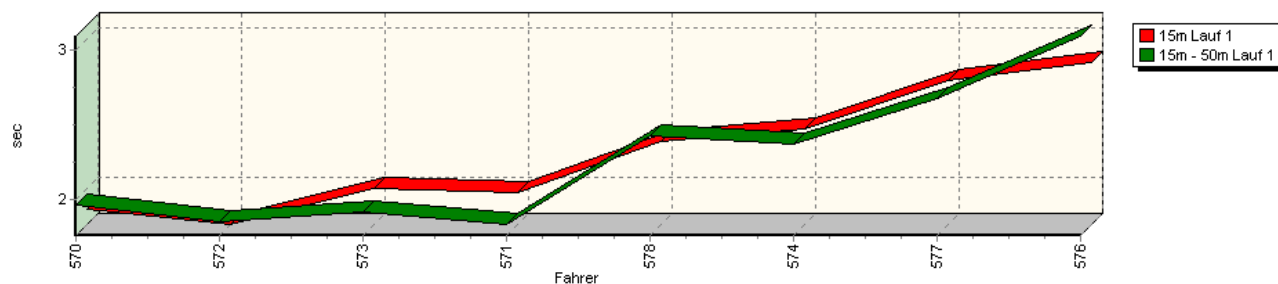
Rg.	Nr.		Sektor 1 (15m)	Sektor 2 (15-50m)	Sektor 3	Speed Trap	Sektor 4	Laufzeit	Speed (Lauf)
3	591	ORTH Patrick		VW Golf GTI 16V					
		Lauf 1:	00:02.161	00:02.342	00:15.593	142,08 km/h	00:55.771	01:15.867	104,39 km/h
		Lauf 2:	00:02.285	00:02.229	00:15.554	148,39 km/h	00:53.666	01:13.734	107,41 km/h
4	592	MAYER Chris-André		Honda Civic Type R					
		Lauf 1:	00:02.091	00:02.323	00:15.543	147,16 km/h	00:54.759	01:14.716	106,00 km/h
		Lauf 2:	00:02.387	00:02.242	00:15.009	145,94 km/h	00:54.373	01:14.011	107,01 km/h
5	593	GRAF Roland		Honda Integra Type R					
		Lauf 1:	00:02.309	00:02.261	00:15.786	139,64 km/h	00:57.305	01:17.661	101,98 km/h
		Lauf 2:	00:02.218	00:02.266	00:15.156	143,58 km/h	00:55.307	01:14.947	105,68 km/h
6	600	KIESEWETTER Harald		VW Scirocco GT2 16V					
		Lauf 1:	00:02.759	00:02.461	00:17.123	125,87 km/h	00:58.091	01:20.434	98,47 km/h
		Lauf 2:	00:02.406	00:02.381	00:15.917	143,33 km/h	00:55.389	01:16.093	104,08 km/h
7	597	HINTERHOFER Heimo		Honda Civic Type R					
		Lauf 1:	00:02.280	00:02.283	00:15.574	135,15 km/h	00:56.994	01:17.131	102,68 km/h
		Lauf 2:	00:02.192	00:02.233	00:15.026	147,52 km/h	00:57.675	01:17.126	102,69 km/h
8	595	SCHMITZ Herbert		Opel Astra GSI					
		Lauf 1:	00:02.268	00:02.389	00:16.045	136,67 km/h	00:58.575	01:19.277	99,90 km/h
		Lauf 2:	00:02.317	00:02.337	00:15.603	144,47 km/h	00:57.221	01:17.478	102,22 km/h
9	601	GIEBEL Michael		BMW E30 318is					
		Lauf 1:	00:02.325	00:02.478	00:17.847	122,61 km/h	01:02.651	01:25.301	92,85 km/h
		Lauf 2:	00:02.031	00:02.399	00:17.122	123,90 km/h	00:56.947	01:18.499	100,89 km/h
10	598	RIED Matthias		Opel Manta B					
		Lauf 1:	00:02.481	00:02.484	00:16.893	129,86 km/h	00:58.898	01:20.756	98,07 km/h
		Lauf 2:	00:02.382	00:02.393	00:16.750	132,09 km/h	00:57.067	01:18.592	100,77 km/h
11	594	LIMMER Armin		Fiat Tipo 16V					
		Lauf 1:	00:02.714	00:02.596	00:17.428	125,82 km/h	01:01.977	01:24.715	93,49 km/h
		Lauf 2:	00:02.216	00:02.399	00:16.400	138,69 km/h	00:59.099	01:20.114	98,86 km/h
12	599	GÜRTZGEN Friedhelm		BWM Compact 318ti					
		Lauf 1:	00:02.606	00:02.699	00:18.189	124,79 km/h	01:00.725	01:24.219	94,04 km/h
		Lauf 2:	00:02.352	00:02.517	00:17.044	127,61 km/h	00:58.575	01:20.488	98,40 km/h

Sektorzeiten & Speeds - Gruppe N, H/N (OSK), F (DMSB), CTC/CGT (DMSB Div. 6.1/6.2/9)

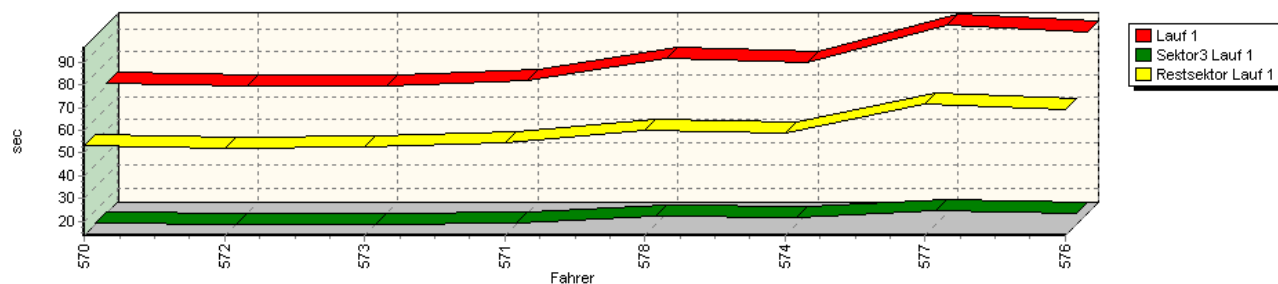
Speed-Diagramm Lauf 1



Sektor-Diagramm (Start) Lauf 1

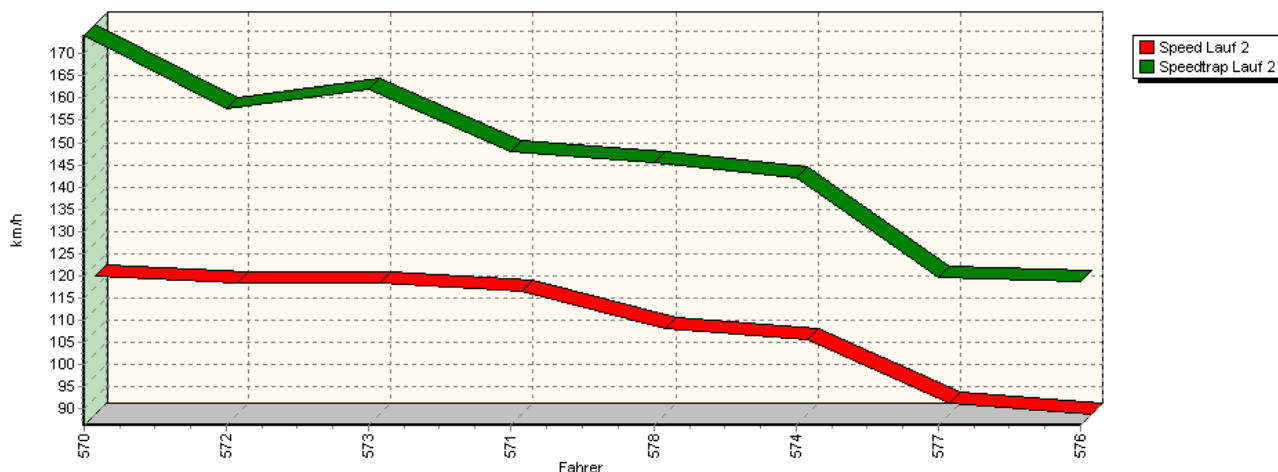


Sektor-Diagramm (Rest) Lauf 1

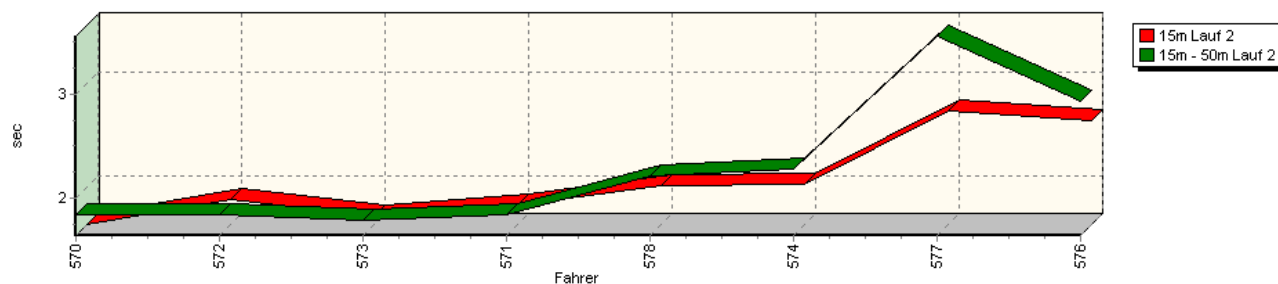


Sektorzeiten & Speeds - Gruppe N, H/N (OSK), F (DMSB), CTC/CGT (DMSB Div. 6.1/6.2/9)

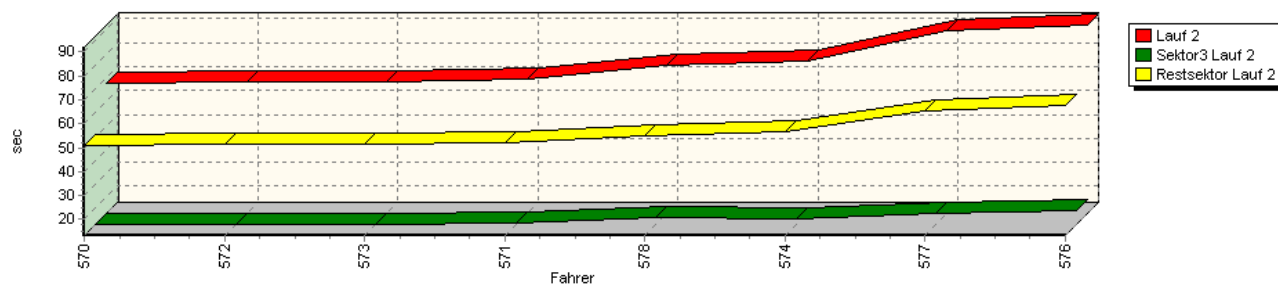
Speed-Diagramm Lauf 2



Sektor-Diagramm (Start) Lauf 2



Sektor-Diagramm (Rest) Lauf 2



Rg.	Nr.	Sektor 1 (15m)	Sektor 2 (15-50m)	Sektor 3	Speed Trap	Sektor 4	Laufzeit	Speed (Lauf)	
1	570	WANEK Roland		Mitsubishi Lancer EVO IX					
		Lauf 1:	00:01.859	00:01.965	00:14.073	154,37 km/h	00:53.120	01:11.017	111,52 km/h
		Lauf 2:	00:01.633	00:01.837	00:13.322	174,21 km/h	00:50.608	01:07.400	117,51 km/h
2	572	JANIK Vaclav		Mitsubishi Lancer EVO II					
		Lauf 1:	00:01.761	00:01.852	00:13.808	147,69 km/h	00:52.242	01:09.663	113,69 km/h
		Lauf 2:	00:01.868	00:01.837	00:13.250	157,51 km/h	00:51.418	01:08.373	115,84 km/h

Sektorzeiten & Speeds - Gruppe N, H/N (OSK), F (DMSB), CTC/CGT (DMSB Div. 6.1/6.2/9)

Rg.	Nr.		Sektor 1 (15m)	Sektor 2 (15-50m)	Sektor 3	Speed Trap	Sektor 4	Laufzeit	Speed (Lauf)
3	573	BICCIATO Rudi		Mitsubishi Lancer EVO					
		Lauf 1:	00:02.003	00:01.920	00:13.667	149,22 km/h	00:52.441	01:10.031	113,09 km/h
		Lauf 2:	00:01.713	00:01.777	00:13.381	162,12 km/h	00:51.596	01:08.467	115,68 km/h
4	571	WIDMER Michael		Mitsubishi Lancer EVO X RSC					
		Lauf 1:	00:01.970	00:01.836	00:14.136	153,33 km/h	00:54.408	01:12.350	109,47 km/h
		Lauf 2:	00:01.822	00:01.829	00:13.886	148,01 km/h	00:52.041	01:09.578	113,83 km/h
5	578	BESTLE Guido		Renault Alpine V6 GT Turbo D50					
		Lauf 1:	00:02.319	00:02.425	00:17.444	126,74 km/h	00:59.859	01:22.047	96,53 km/h
		Lauf 2:	00:02.003	00:02.210	00:15.937	145,39 km/h	00:55.016	01:15.166	105,37 km/h
6	574	UENZEN Nikolas		BMW E36					
		Lauf 1:	00:02.396	00:02.375	00:16.565	139,07 km/h	00:58.559	01:19.895	99,13 km/h
		Lauf 2:	00:02.020	00:02.276	00:15.786	142,19 km/h	00:56.732	01:16.814	103,11 km/h
7	577	SCHMELZ Joachim		Renault Alpine A310 V6					
		Lauf 1:	00:02.728	00:02.676	00:19.681	101,59 km/h	01:11.569	01:36.654	81,94 km/h
		Lauf 2:	00:02.729	00:03.565	00:18.025	119,55 km/h	01:05.072	01:29.391	88,60 km/h
8	576	MENHOFER Robert		Mantzel Opel Omega					
		Lauf 1:	00:02.844	00:03.095	00:18.591	104,42 km/h	01:09.088	01:33.618	84,60 km/h
		Lauf 2:	00:02.645	00:02.932	00:18.938	118,56 km/h	01:07.449	01:31.964	86,12 km/h