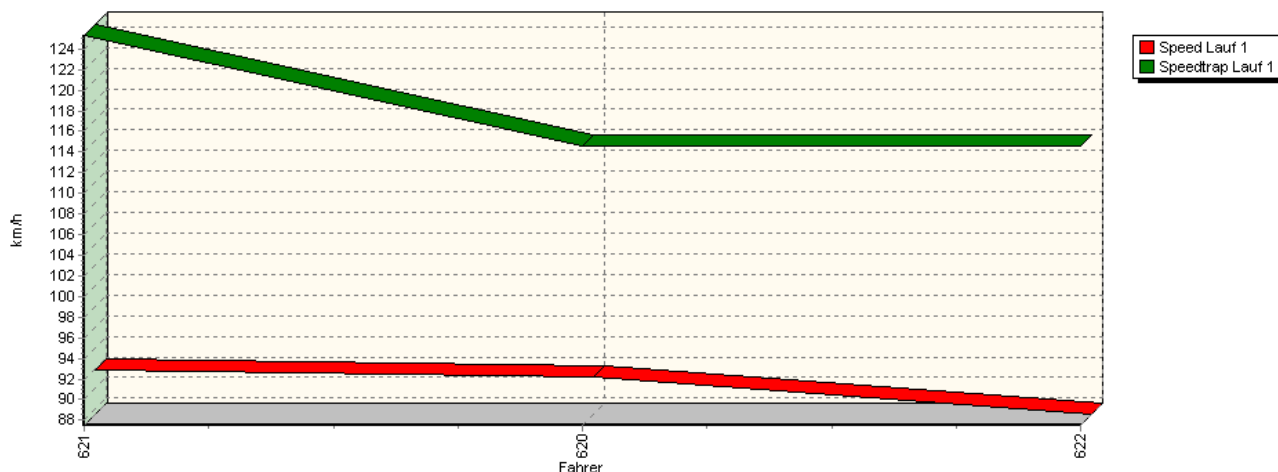
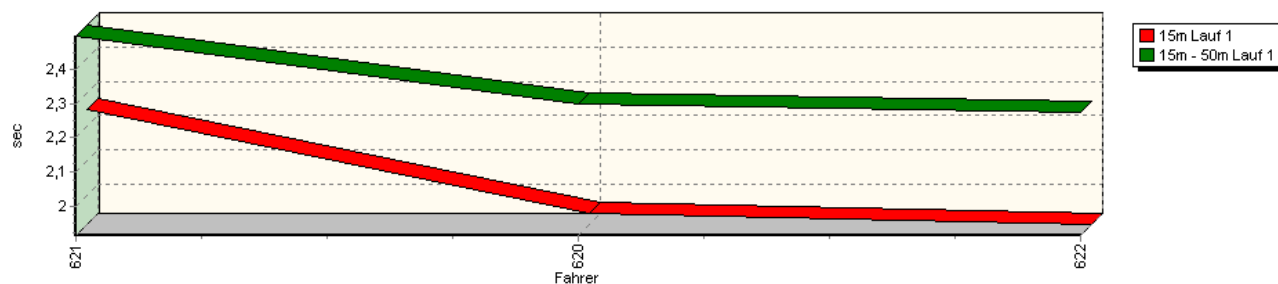


Sektorzeiten & Speeds - Gruppe N, H/N (OSK), F (DMSB), CTC/CGT (DMSB Div. 6.1/6.2/9)

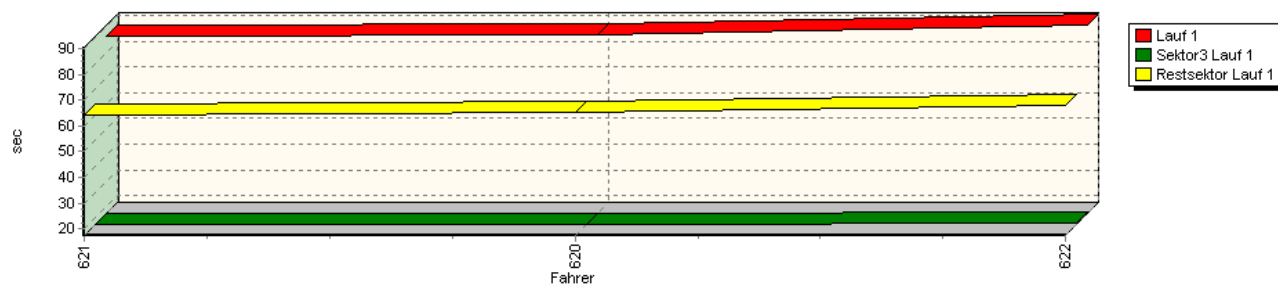
Speed-Diagramm Lauf 1



Sektor-Diagramm (Start) Lauf 1

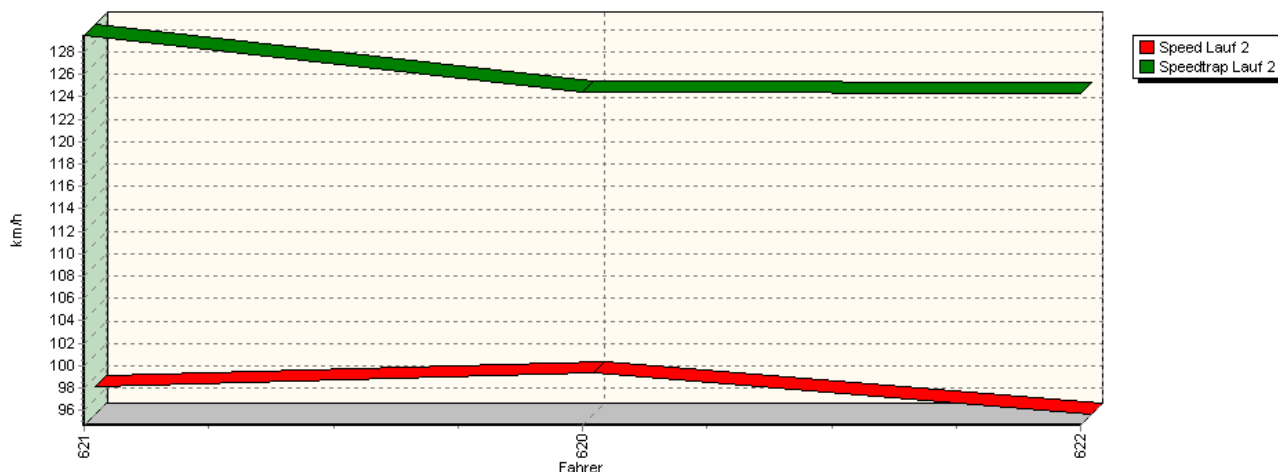


Sektor-Diagramm (Rest) Lauf 1

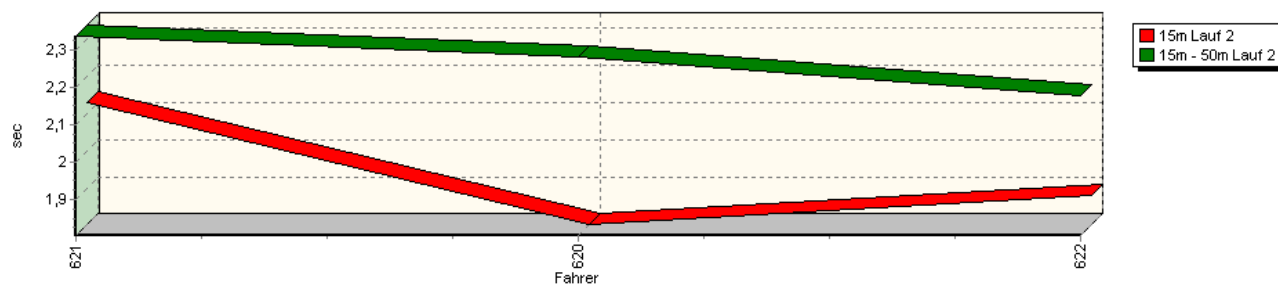


Sektorzeiten & Speeds - Gruppe N, H/N (OSK), F (DMSB), CTC/CGT (DMSB Div. 6.1/6.2/9)

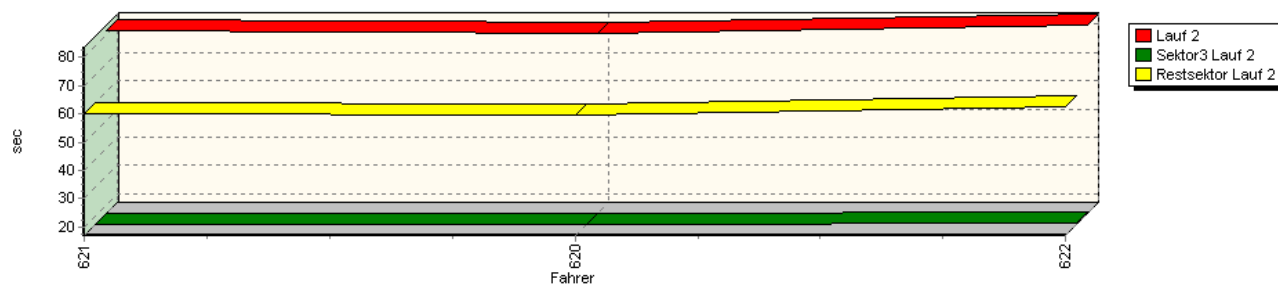
Speed-Diagramm Lauf 2



Sektor-Diagramm (Start) Lauf 2

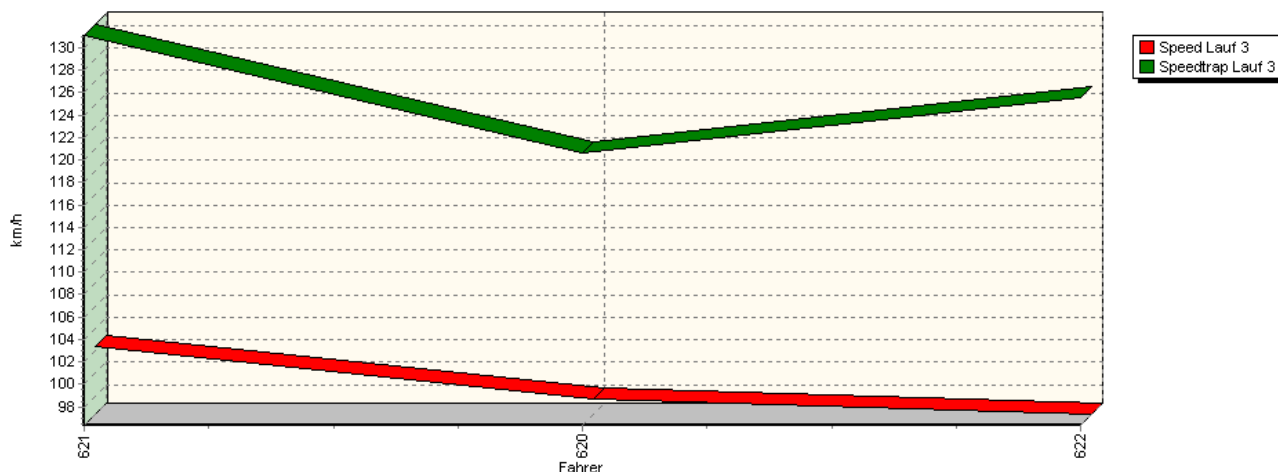


Sektor-Diagramm (Rest) Lauf 2

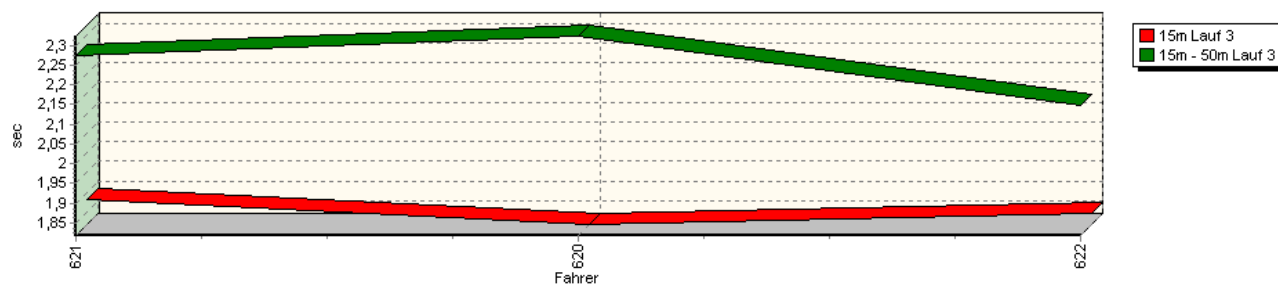


Sektorzeiten & Speeds - Gruppe N, H/N (OSK), F (DMSB), CTC/CGT (DMSB Div. 6.1/6.2/9)

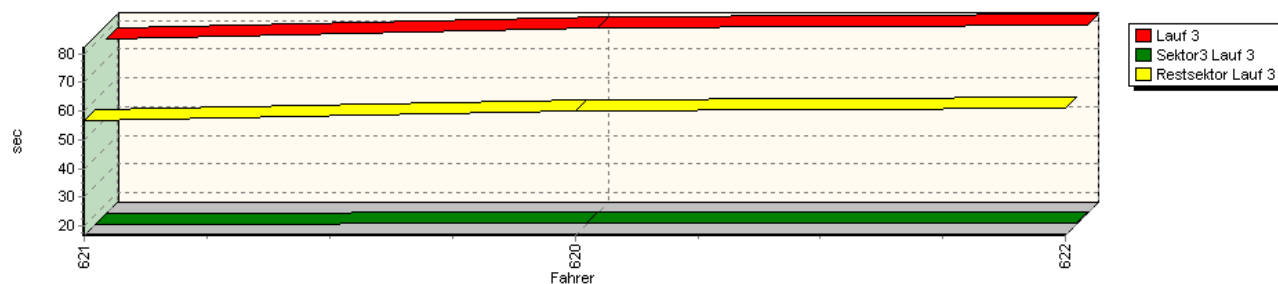
Speed-Diagramm Lauf 3



Sektor-Diagramm (Start) Lauf 3



Sektor-Diagramm (Rest) Lauf 3

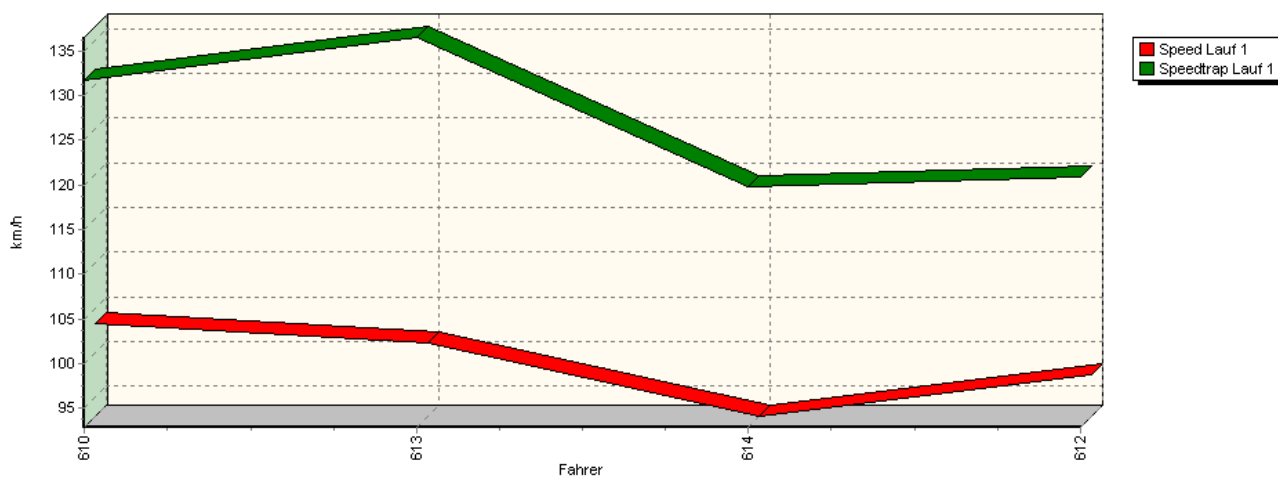


| Rg. | Nr. | Sektor 1 (15m) | Sektor 2 (15-50m) | Sektor 3 | Speed Trap | Sektor 4 | Laufzeit | Speed (Lauf) | |
|-----|-----|---------------------|-------------------|--------------------|------------|-------------|-----------|--------------|-------------|
| 1 | 621 | D'ACRI Luigi | | Peugeot 106 Rallye | | | | | |
| | | Lauf 1: | 00:02.249 | 00:02.498 | 00:17.527 | 125,31 km/h | 01:03.962 | 01:26.236 | 91,84 km/h |
| | | Lauf 2: | 00:02.131 | 00:02.337 | 00:16.897 | 129,48 km/h | 01:00.143 | 01:21.508 | 97,17 km/h |
| | | Lauf 3: | 00:01.882 | 00:02.274 | 00:16.720 | 131,11 km/h | 00:56.450 | 01:17.326 | 102,42 km/h |

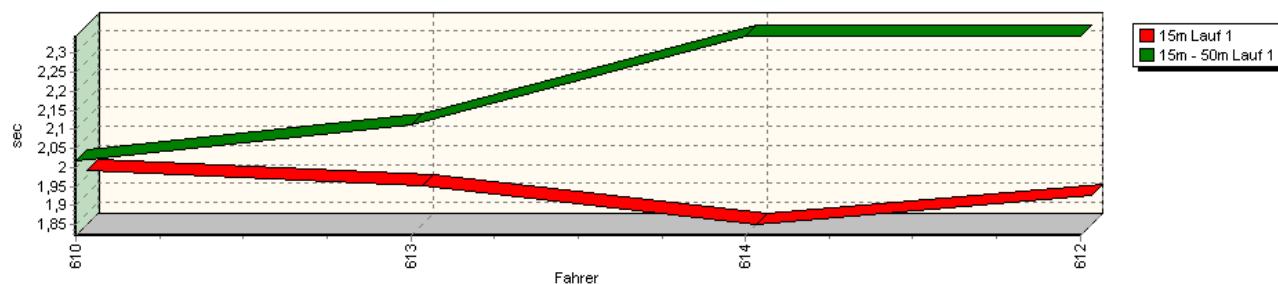
Sektorzeiten & Speeds - Gruppe N, H/N (OSK), F (DMSB), CTC/CGT (DMSB Div. 6.1/6.2/9)

| Rg. | Nr. | | Sektor 1 (15m) | Sektor 2 (15-50m) | Sektor 3 | Speed Trap | Sektor 4 | Laufzeit | Speed (Lauf) |
|-----|-----|-----------------------|----------------|------------------------|-----------|-------------|-----------|-----------|--------------|
| 2 | 620 | ZEITZ Ulrich | | Peugeot 106 Rallye 1,3 | | | | | |
| | | Lauf 1: | 00:01.945 | 00:02.298 | 00:17.582 | 114,55 km/h | 01:05.117 | 01:26.942 | 91,09 km/h |
| | | Lauf 2: | 00:01.803 | 00:02.282 | 00:17.012 | 124,43 km/h | 00:59.443 | 01:20.540 | 98,34 km/h |
| | | Lauf 3: | 00:01.818 | 00:02.323 | 00:17.087 | 120,57 km/h | 00:59.832 | 01:21.060 | 97,70 km/h |
| 3 | 622 | D'ACRI Stefano | | Peugeot 106 Rallye | | | | | |
| | | Lauf 1: | 00:01.914 | 00:02.274 | 00:18.081 | 114,63 km/h | 01:08.220 | 01:30.489 | 87,52 km/h |
| | | Lauf 2: | 00:01.881 | 00:02.178 | 00:17.242 | 124,31 km/h | 01:02.354 | 01:23.655 | 94,67 km/h |
| | | Lauf 3: | 00:01.847 | 00:02.146 | 00:17.119 | 125,57 km/h | 01:01.101 | 01:22.213 | 96,34 km/h |

Speed-Diagramm Lauf 1

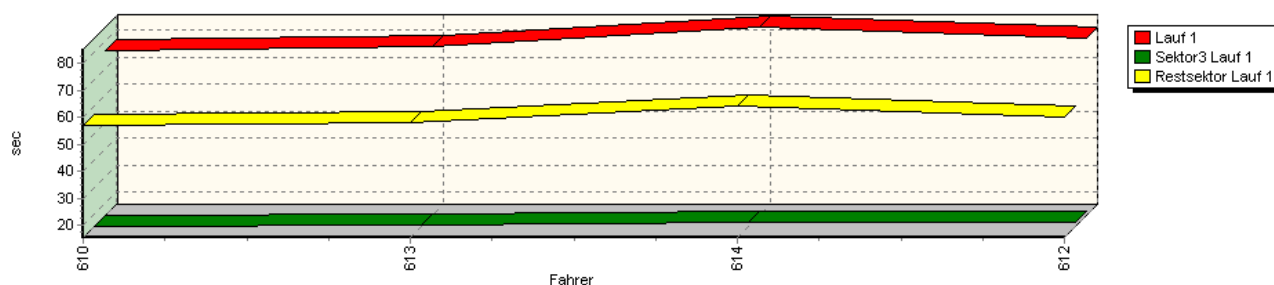


Sektor-Diagramm (Start) Lauf 1



Sektorzeiten & Speeds - Gruppe N, H/N (OSK), F (DMSB), CTC/CGT (DMSB Div. 6.1/6.2/9)

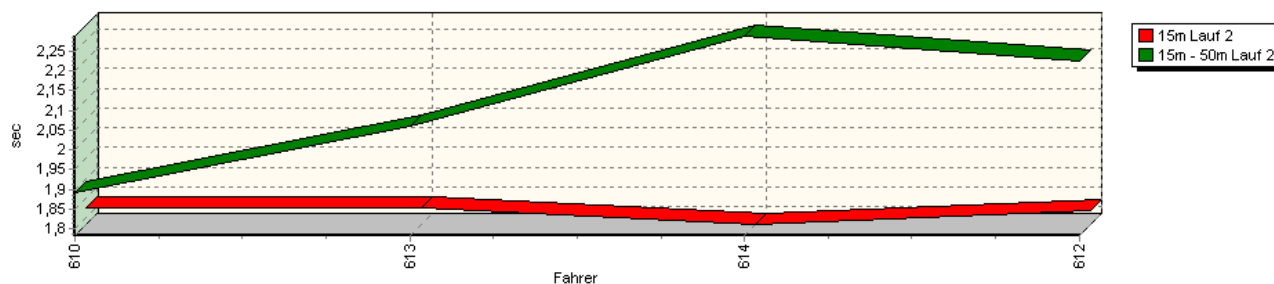
Sektor-Diagramm (Rest) Lauf 1



Speed-Diagramm Lauf 2

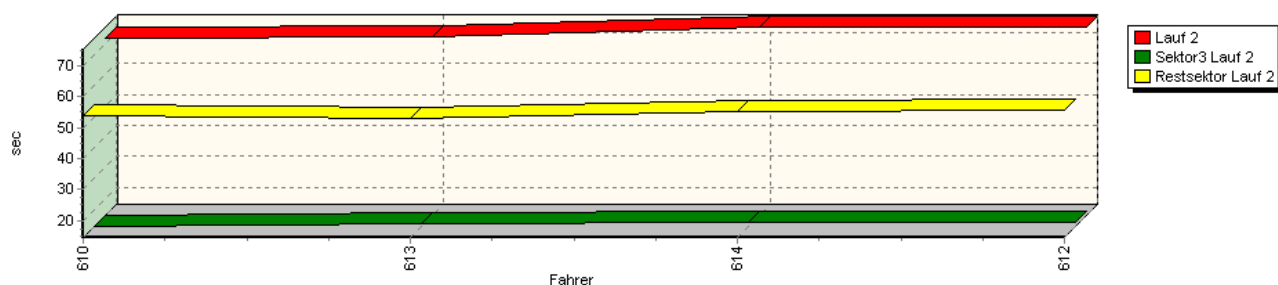


Sektor-Diagramm (Start) Lauf 2

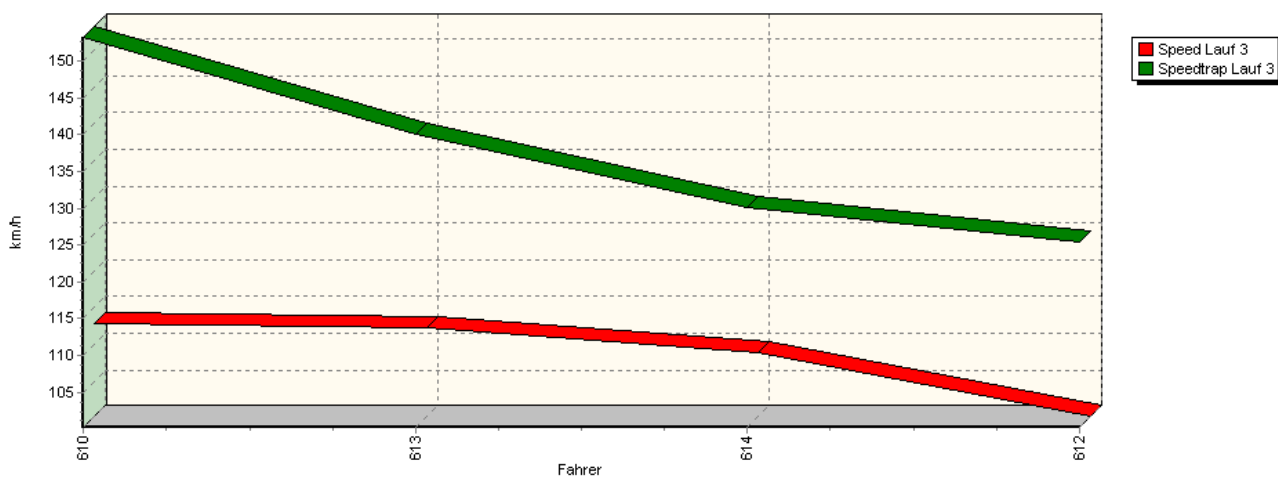


Sektorzeiten & Speeds - Gruppe N, H/N (OSK), F (DMSB), CTC/CGT (DMSB Div. 6.1/6.2/9)

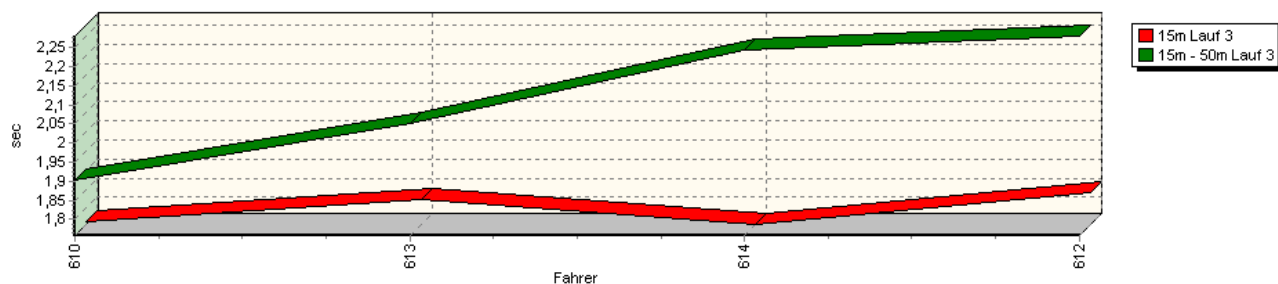
Sektor-Diagramm (Rest) Lauf 2



Speed-Diagramm Lauf 3

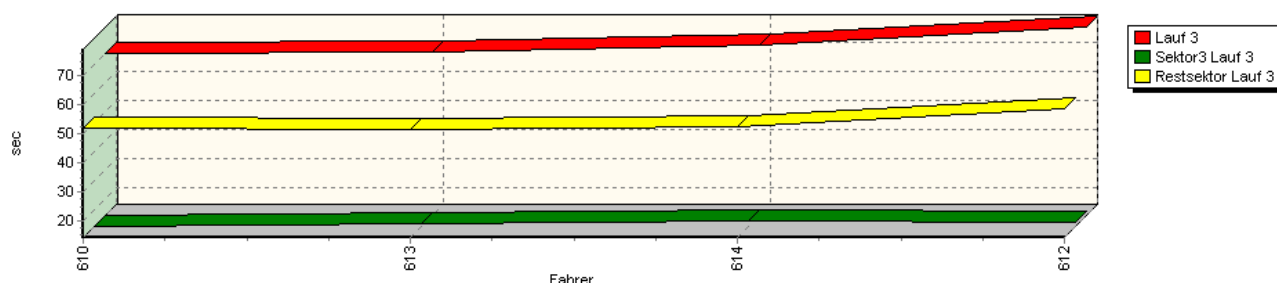


Sektor-Diagramm (Start) Lauf 3



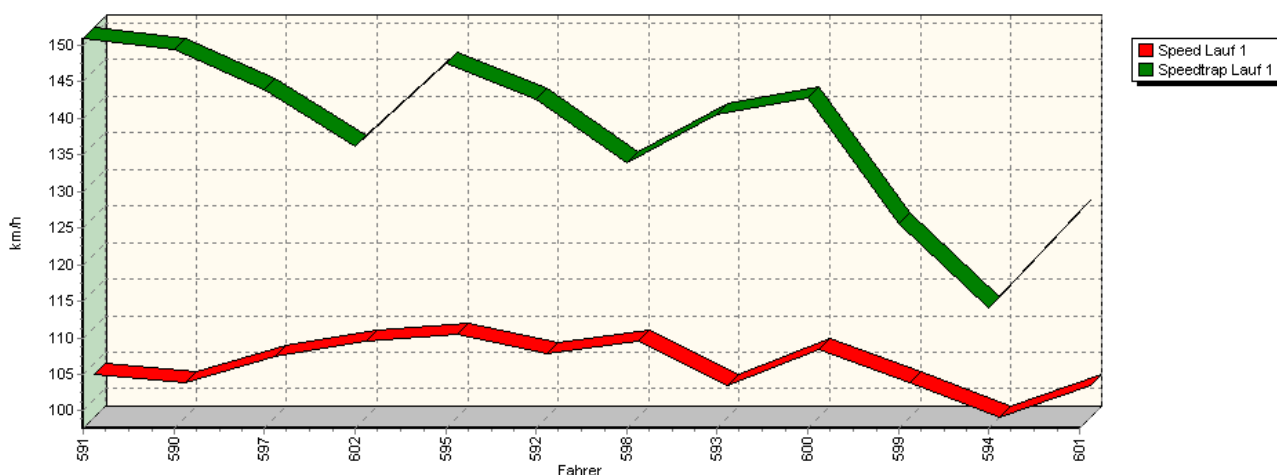
Sektorzeiten & Speeds - Gruppe N, H/N (OSK), F (DMSB), CTC/CGT (DMSB Div. 6.1/6.2/9)

Sektor-Diagramm (Rest) Lauf 3



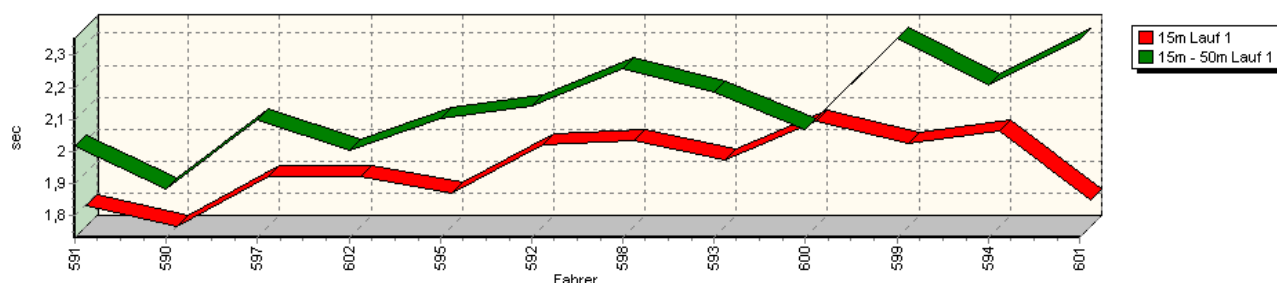
| Rg. | Nr. | Sektor 1 (15m) | Sektor 2 (15-50m) | Sektor 3 | Speed Trap | Sektor 4 | Laufzeit | Speed (Lauf) |
|-----|-----|-------------------------|--------------------|-----------|-------------|-----------|-----------|--------------|
| 1 | 610 | HASENSTAB Franz | Peugeot 206 Kitcar | | | | | |
| | | Lauf 1: 00:01.962 | 00:02.017 | 00:15.461 | 131,71 km/h | 00:57.252 | 01:16.692 | 103,27 km/h |
| | | Lauf 2: 00:01.825 | 00:01.891 | 00:14.495 | 153,90 km/h | 00:53.731 | 01:11.942 | 110,09 km/h |
| | | Lauf 3: 00:01.767 | 00:01.904 | 00:14.416 | 153,18 km/h | 00:52.067 | 01:10.154 | 112,89 km/h |
| 2 | 613 | FECHTER Jürgen | VW Scirocco GTI | | | | | |
| | | Lauf 1: 00:01.922 | 00:02.113 | 00:16.057 | 136,51 km/h | 00:58.234 | 01:18.326 | 101,12 km/h |
| | | Lauf 2: 00:01.824 | 00:02.060 | 00:15.257 | 139,99 km/h | 00:53.016 | 01:12.157 | 109,76 km/h |
| | | Lauf 3: 00:01.823 | 00:02.051 | 00:15.237 | 140,12 km/h | 00:51.369 | 01:10.480 | 112,37 km/h |
| 3 | 614 | JAKOBI Stephanie | Honda Civic EG4 | | | | | |
| | | Lauf 1: 00:01.822 | 00:02.343 | 00:16.796 | 119,83 km/h | 01:04.323 | 01:25.284 | 92,87 km/h |
| | | Lauf 2: 00:01.783 | 00:02.288 | 00:16.013 | 130,13 km/h | 00:55.140 | 01:15.224 | 105,29 km/h |
| | | Lauf 3: 00:01.758 | 00:02.243 | 00:16.194 | 130,01 km/h | 00:52.509 | 01:12.704 | 108,93 km/h |
| 4 | 612 | BOCH Heinz-Peter | Honda Civic | | | | | |
| | | Lauf 1: 00:01.899 | 00:02.344 | 00:17.085 | 120,93 km/h | 00:59.880 | 01:21.208 | 97,53 km/h |
| | | Lauf 2: 00:01.818 | 00:02.224 | 00:15.884 | 133,84 km/h | 00:55.489 | 01:15.415 | 105,02 km/h |
| | | Lauf 3: 00:01.843 | 00:02.280 | 00:16.057 | 125,45 km/h | 00:58.809 | 01:18.989 | 100,27 km/h |

Speed-Diagramm Lauf 1

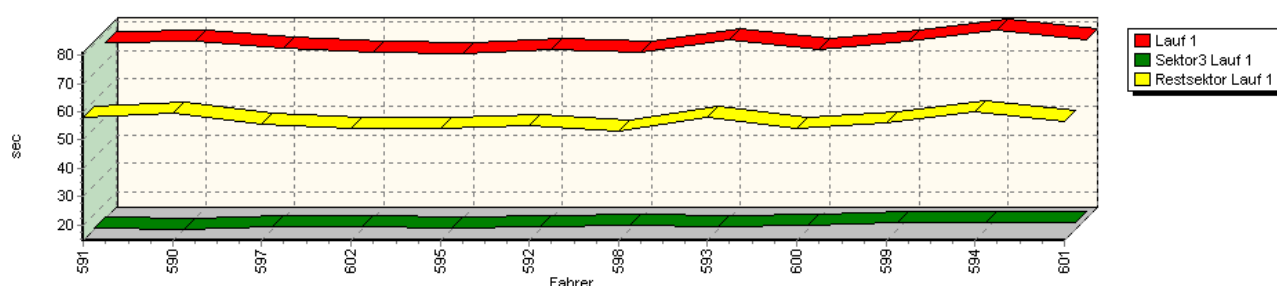


Sektorzeiten & Speeds - Gruppe N, H/N (OSK), F (DMSB), CTC/CGT (DMSB Div. 6.1/6.2/9)

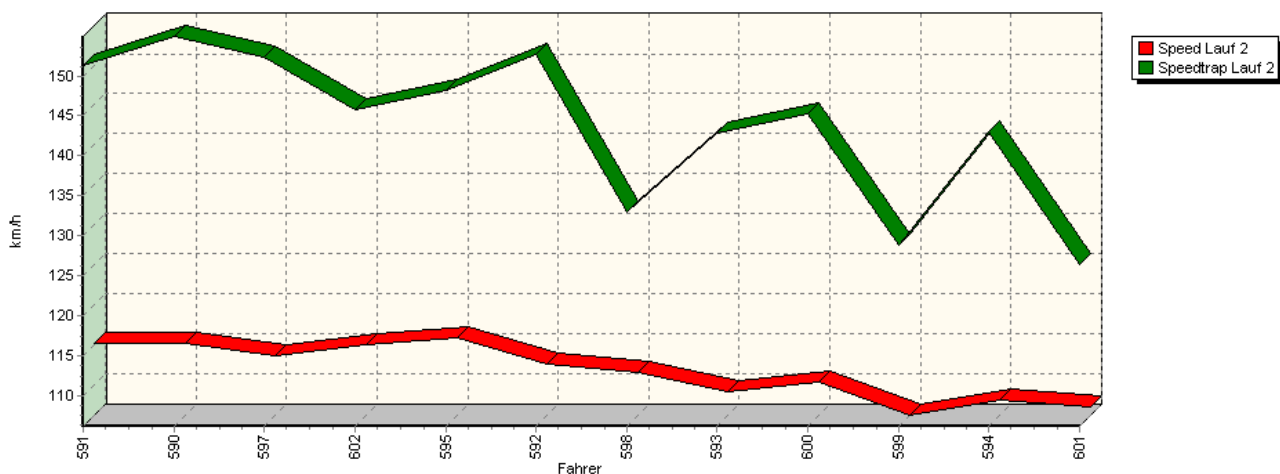
Sektor-Diagramm (Start) Lauf 1



Sektor-Diagramm (Rest) Lauf 1

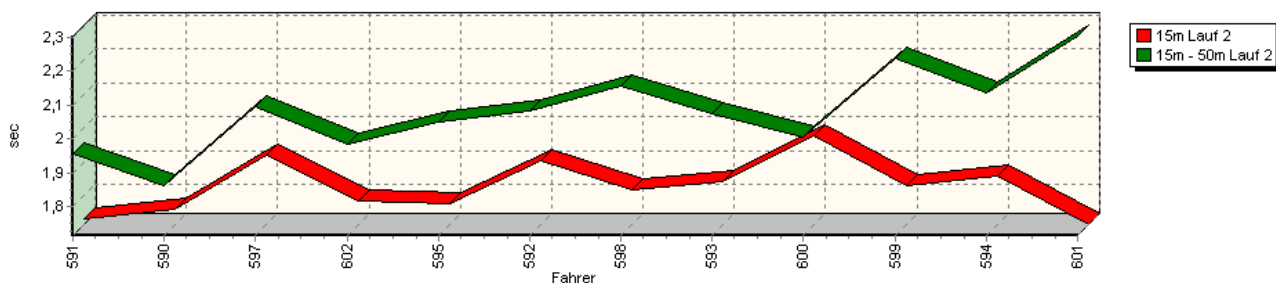


Speed-Diagramm Lauf 2

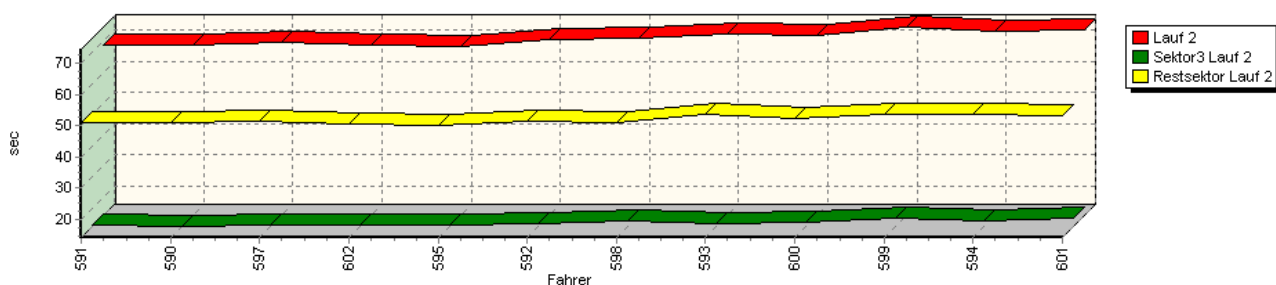


Sektorzeiten & Speeds - Gruppe N, H/N (OSK), F (DMSB), CTC/CGT (DMSB Div. 6.1/6.2/9)

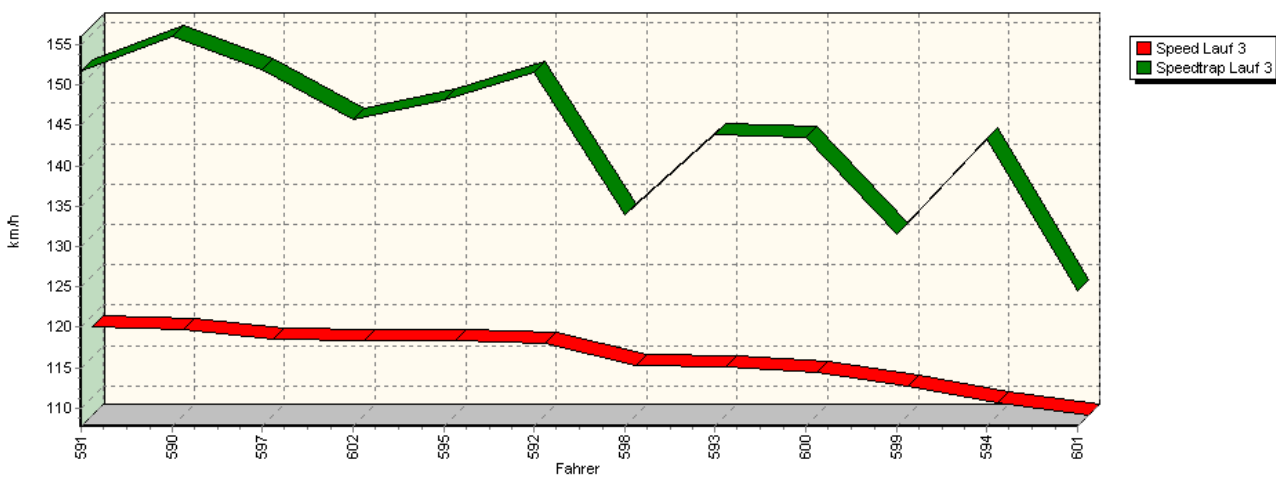
Sektor-Diagramm (Start) Lauf 2



Sektor-Diagramm (Rest) Lauf 2

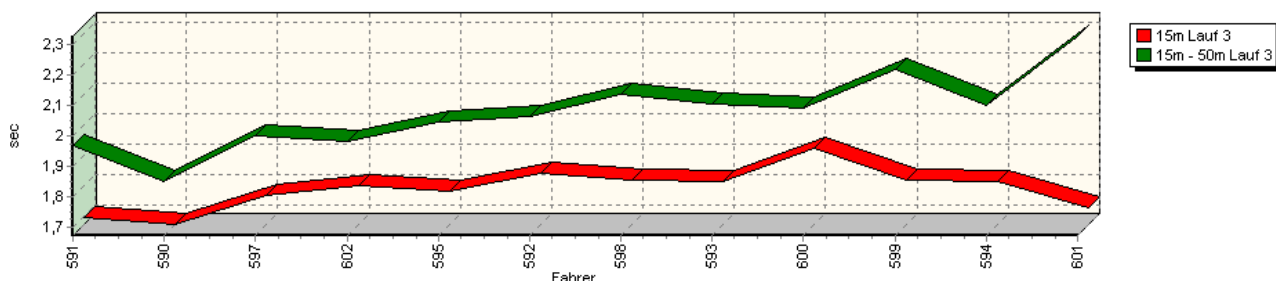


Speed-Diagramm Lauf 3

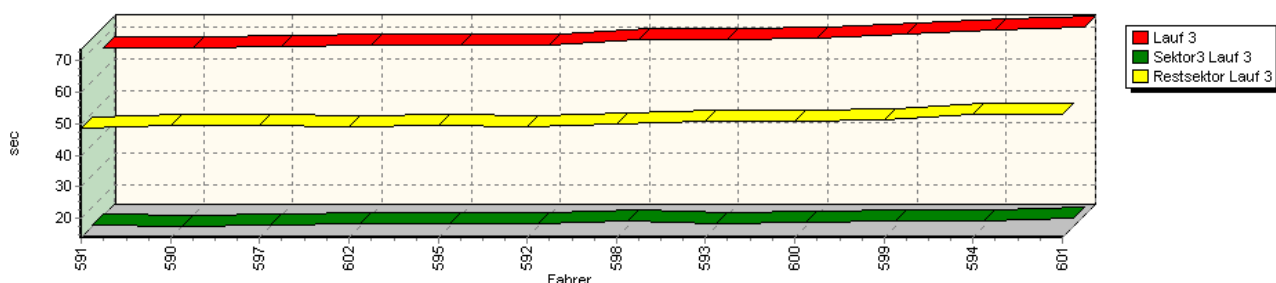


Sektorzeiten & Speeds - Gruppe N, H/N (OSK), F (DMSB), CTC/CGT (DMSB Div. 6.1/6.2/9)

Sektor-Diagramm (Start) Lauf 3



Sektor-Diagramm (Rest) Lauf 3

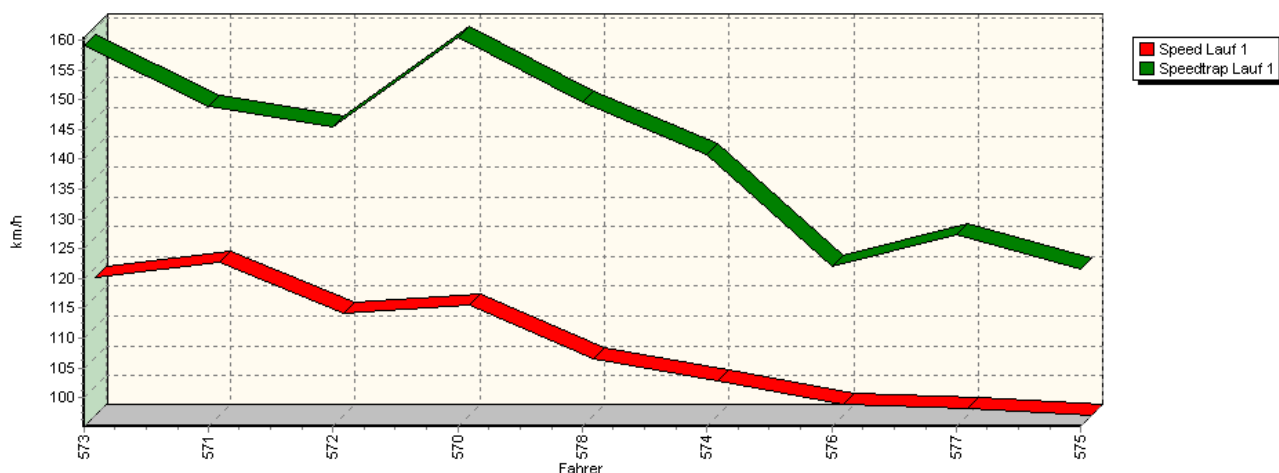


| Rg. | Nr. | Sektor 1 (15m) | Sektor 2 (15-50m) | Sektor 3 | Speed Trap | Sektor 4 | Laufzeit | Speed (Lauf) | |
|-----|-----|--------------------------|-------------------|--------------------|------------|-------------|-----------|--------------|-------------|
| 1 | 591 | ORTH Patrick | | VW Golf GTI 16V | | | | | |
| | | Lauf 1: | 00:01.793 | 00:02.016 | 00:14.727 | 150,92 km/h | 00:58.021 | 01:16.557 | 103,45 km/h |
| | | Lauf 2: | 00:01.731 | 00:01.955 | 00:14.283 | 151,37 km/h | 00:50.780 | 01:08.749 | 115,20 km/h |
| | | Lauf 3: | 00:01.699 | 00:01.972 | 00:14.371 | 151,72 km/h | 00:48.692 | 01:06.734 | 118,68 km/h |
| 2 | 590 | STOLL Jochen | | Peugeot 306 s16 | | | | | |
| | | Lauf 1: | 00:01.730 | 00:01.880 | 00:14.450 | 149,47 km/h | 00:59.325 | 01:17.385 | 102,34 km/h |
| | | Lauf 2: | 00:01.760 | 00:01.861 | 00:14.021 | 154,92 km/h | 00:51.128 | 01:08.770 | 115,17 km/h |
| | | Lauf 3: | 00:01.675 | 00:01.853 | 00:13.977 | 156,03 km/h | 00:49.414 | 01:06.919 | 118,35 km/h |
| 3 | 597 | HINTERHOFER Heimo | | Honda Civic Type R | | | | | |
| | | Lauf 1: | 00:01.886 | 00:02.098 | 00:15.357 | 143,92 km/h | 00:55.401 | 01:14.742 | 105,96 km/h |
| | | Lauf 2: | 00:01.920 | 00:02.096 | 00:14.432 | 152,27 km/h | 00:51.182 | 01:09.630 | 113,74 km/h |
| | | Lauf 3: | 00:01.772 | 00:02.001 | 00:14.396 | 151,99 km/h | 00:49.418 | 01:07.587 | 117,18 km/h |
| 4 | 602 | NEU Kai | | Ford Focus | | | | | |
| | | Lauf 1: | 00:01.884 | 00:02.003 | 00:15.307 | 136,12 km/h | 00:54.065 | 01:13.259 | 108,11 km/h |
| | | Lauf 2: | 00:01.785 | 00:01.984 | 00:14.649 | 145,78 km/h | 00:50.384 | 01:08.802 | 115,11 km/h |
| | | Lauf 3: | 00:01.800 | 00:01.984 | 00:14.730 | 145,79 km/h | 00:49.137 | 01:07.651 | 117,07 km/h |
| 5 | 595 | SCHMITZ Herbert | | Opel Astra GSI | | | | | |
| | | Lauf 1: | 00:01.834 | 00:02.104 | 00:14.710 | 147,61 km/h | 00:54.008 | 01:12.656 | 109,01 km/h |
| | | Lauf 2: | 00:01.776 | 00:02.051 | 00:14.581 | 148,21 km/h | 00:49.903 | 01:08.311 | 115,94 km/h |
| | | Lauf 3: | 00:01.782 | 00:02.046 | 00:14.642 | 148,18 km/h | 00:49.216 | 01:07.686 | 117,01 km/h |
| 6 | 592 | MAYER Chris-André | | Honda Civic Type R | | | | | |
| | | Lauf 1: | 00:01.984 | 00:02.143 | 00:15.416 | 142,54 km/h | 00:54.930 | 01:14.473 | 106,35 km/h |
| | | Lauf 2: | 00:01.901 | 00:02.082 | 00:14.756 | 152,63 km/h | 00:51.576 | 01:10.315 | 112,64 km/h |
| | | Lauf 3: | 00:01.845 | 00:02.066 | 00:14.842 | 151,66 km/h | 00:49.135 | 01:07.888 | 116,66 km/h |

Sektorzeiten & Speeds - Gruppe N, H/N (OSK), F (DMSB), CTC/CGT (DMSB Div. 6.1/6.2/9)

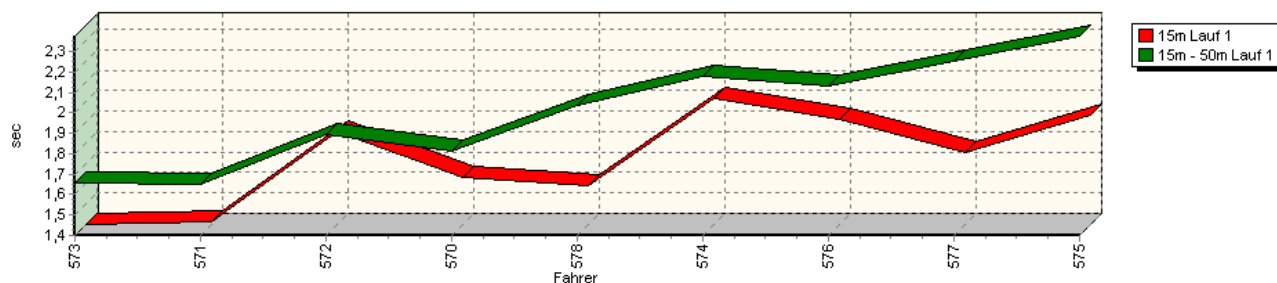
| Rg. | Nr. | Sektor 1 (15m) | Sektor 2 (15-50m) | Sektor 3 | Speed Trap | Sektor 4 | Laufzeit | Speed (Lauf) | |
|-----|-----|---------------------------|-------------------|----------------------|------------|-------------|-----------|--------------|-------------|
| 7 | 598 | RIED Matthias | | Opel Manta B | | | | | |
| | | Lauf 1: | 00:01.999 | 00:02.259 | 00:15.949 | 133,99 km/h | 00:53.121 | 01:13.328 | 108,01 km/h |
| | | Lauf 2: | 00:01.815 | 00:02.155 | 00:15.917 | 132,94 km/h | 00:51.126 | 01:11.013 | 111,53 km/h |
| | | Lauf 3: | 00:01.820 | 00:02.140 | 00:15.824 | 133,91 km/h | 00:49.760 | 01:09.544 | 113,88 km/h |
| 8 | 593 | GRAF Roland | | Honda Integra Type R | | | | | |
| | | Lauf 1: | 00:01.938 | 00:02.187 | 00:15.522 | 140,56 km/h | 00:58.040 | 01:17.687 | 101,95 km/h |
| | | Lauf 2: | 00:01.840 | 00:02.073 | 00:14.887 | 142,88 km/h | 00:53.678 | 01:12.478 | 109,27 km/h |
| | | Lauf 3: | 00:01.816 | 00:02.106 | 00:14.795 | 143,87 km/h | 00:50.885 | 01:09.602 | 113,79 km/h |
| 9 | 600 | KIESEWETTER Harald | | VW Scirocco GT2 16V | | | | | |
| | | Lauf 1: | 00:02.061 | 00:02.069 | 00:15.714 | 142,87 km/h | 00:54.314 | 01:14.158 | 106,80 km/h |
| | | Lauf 2: | 00:01.975 | 00:02.004 | 00:15.320 | 145,33 km/h | 00:52.434 | 01:11.733 | 110,41 km/h |
| | | Lauf 3: | 00:01.926 | 00:02.095 | 00:15.336 | 143,58 km/h | 00:50.729 | 01:10.086 | 113,00 km/h |
| 10 | 599 | GÜRTZGEN Friedhelm | | BMW Compact 318ti | | | | | |
| | | Lauf 1: | 00:01.989 | 00:02.354 | 00:16.785 | 125,62 km/h | 00:56.248 | 01:17.376 | 102,36 km/h |
| | | Lauf 2: | 00:01.827 | 00:02.237 | 00:16.888 | 128,86 km/h | 00:53.582 | 01:14.534 | 106,26 km/h |
| | | Lauf 3: | 00:01.819 | 00:02.221 | 00:15.842 | 131,53 km/h | 00:51.280 | 01:11.162 | 111,30 km/h |
| 11 | 594 | LIMMER Armin | | Fiat Tipo 16V | | | | | |
| | | Lauf 1: | 00:02.029 | 00:02.206 | 00:16.873 | 114,03 km/h | 01:00.019 | 01:21.127 | 97,63 km/h |
| | | Lauf 2: | 00:01.857 | 00:02.138 | 00:15.604 | 143,08 km/h | 00:53.673 | 01:13.272 | 108,09 km/h |
| | | Lauf 3: | 00:01.815 | 00:02.101 | 00:15.520 | 143,33 km/h | 00:53.079 | 01:12.515 | 109,22 km/h |
| 12 | 601 | GIEBEL Michael | | BMW E30 318is | | | | | |
| | | Lauf 1: | 00:01.811 | 00:02.349 | 00:16.917 | 127,29 km/h | 00:56.535 | 01:17.612 | 102,05 km/h |
| | | Lauf 2: | 00:01.714 | 00:02.304 | 00:16.642 | 126,40 km/h | 00:53.150 | 01:13.810 | 107,30 km/h |
| | | Lauf 3: | 00:01.729 | 00:02.329 | 00:16.627 | 124,52 km/h | 00:52.812 | 01:13.497 | 107,76 km/h |

Speed-Diagramm Lauf 1

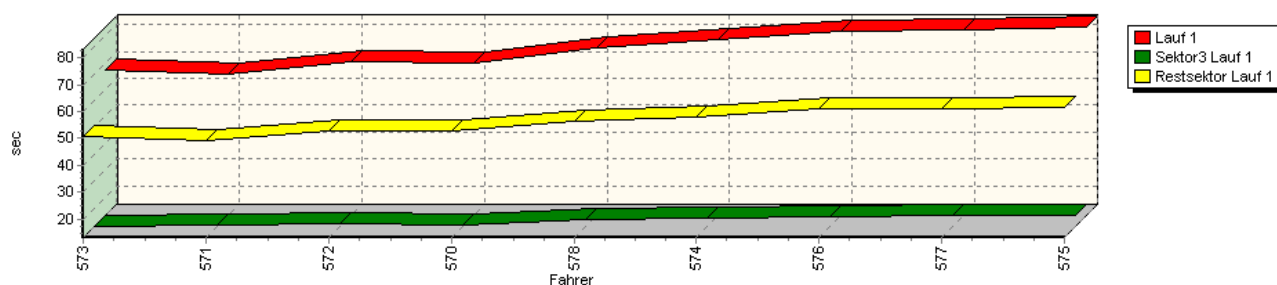


Sektorzeiten & Speeds - Gruppe N, H/N (OSK), F (DMSB), CTC/CGT (DMSB Div. 6.1/6.2/9)

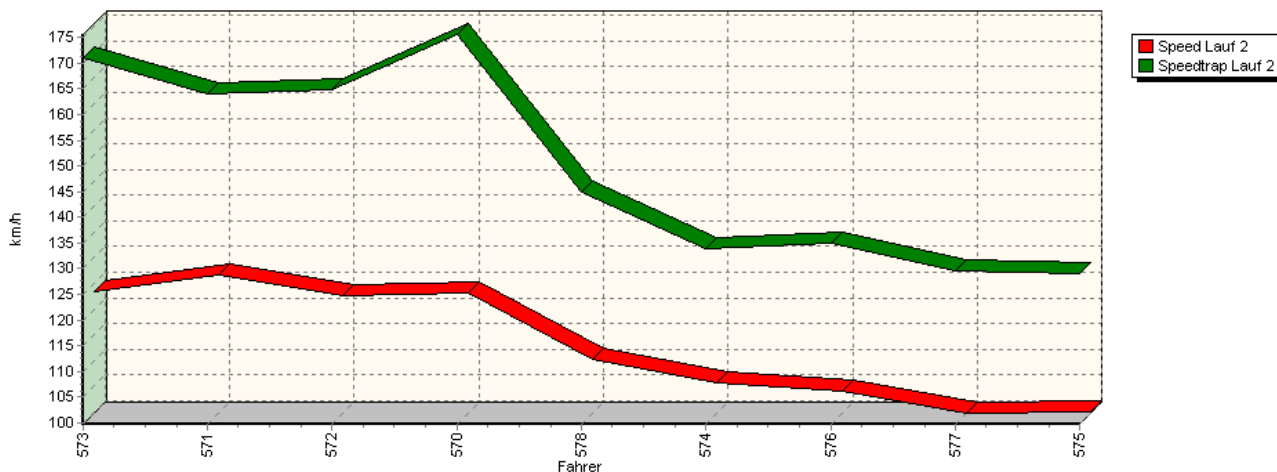
Sektor-Diagramm (Start) Lauf 1



Sektor-Diagramm (Rest) Lauf 1

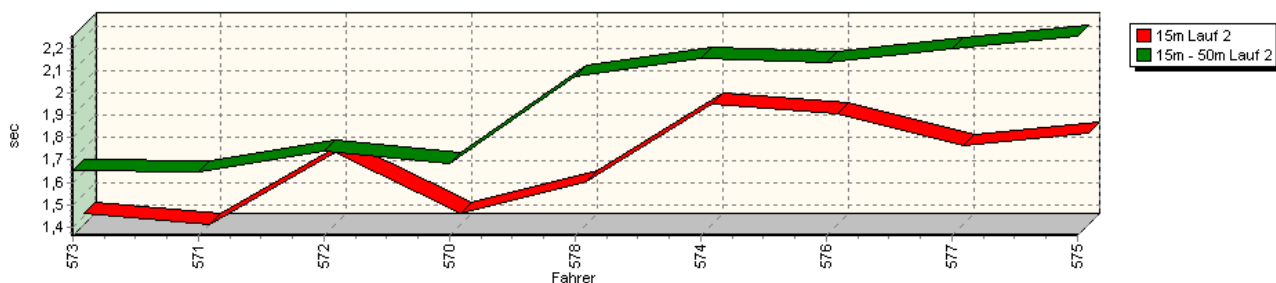


Speed-Diagramm Lauf 2

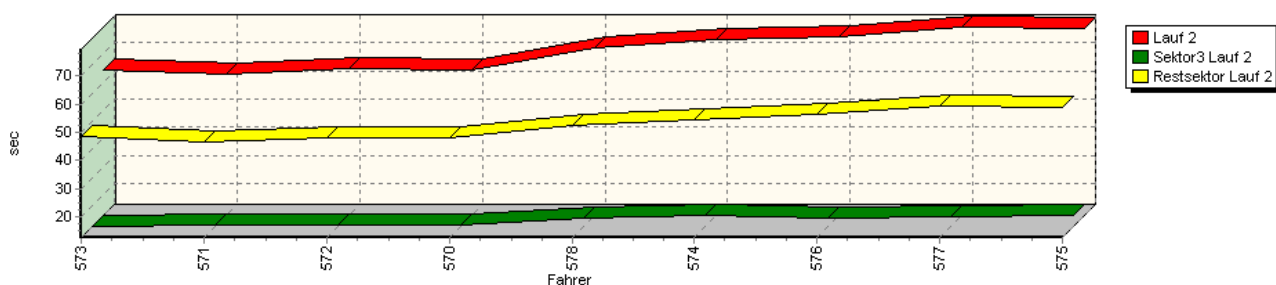


Sektorzeiten & Speeds - Gruppe N, H/N (OSK), F (DMSB), CTC/CGT (DMSB Div. 6.1/6.2/9)

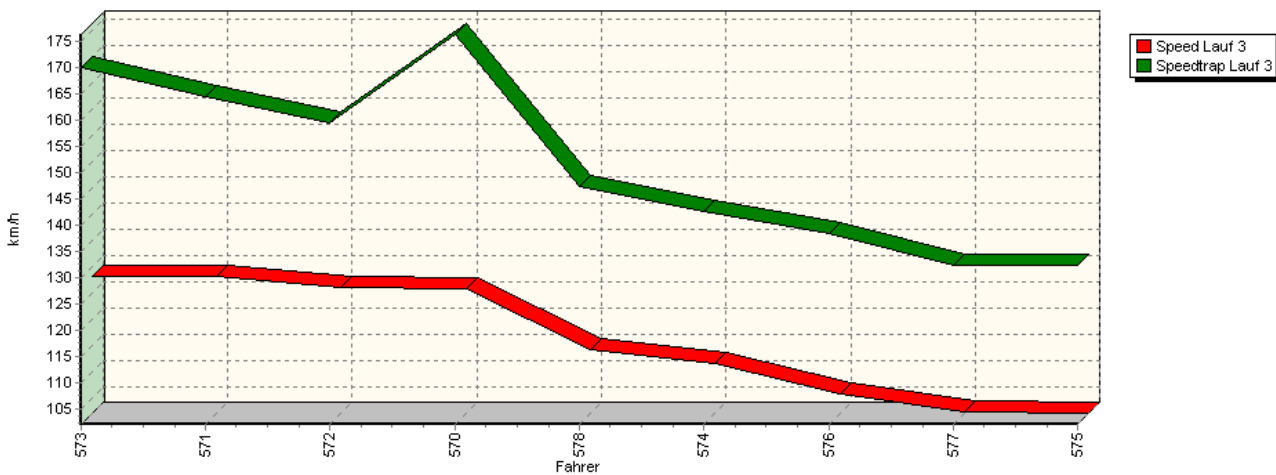
Sektor-Diagramm (Start) Lauf 2



Sektor-Diagramm (Rest) Lauf 2

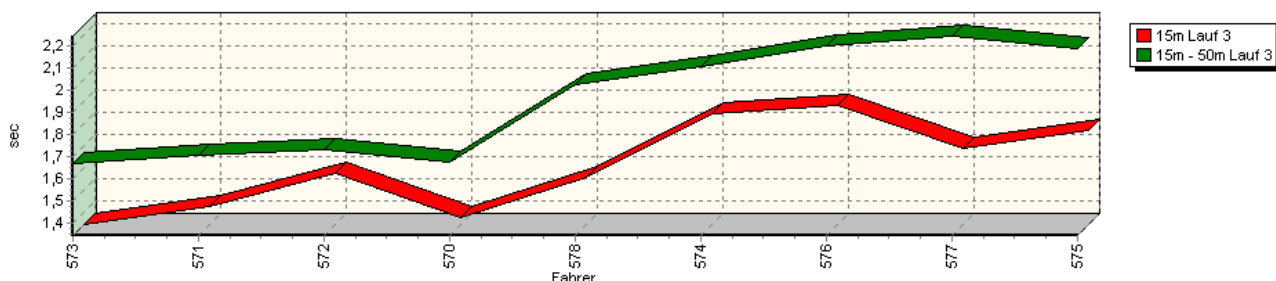


Speed-Diagramm Lauf 3

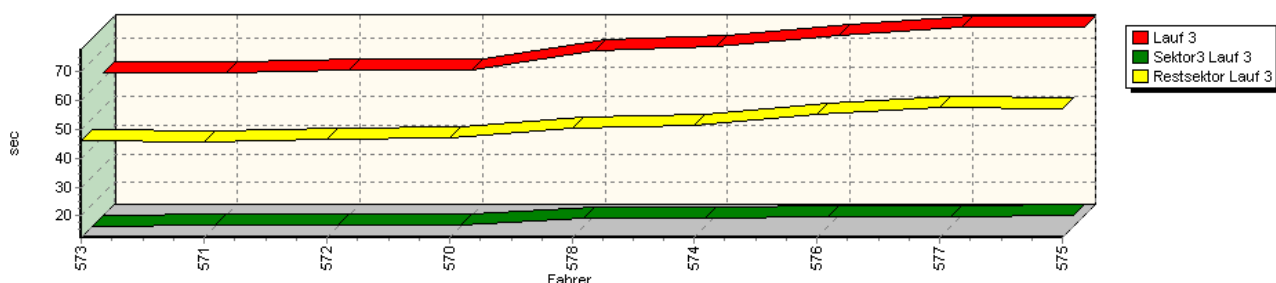


Sektorzeiten & Speeds - Gruppe N, H/N (OSK), F (DMSB), CTC/CGT (DMSB Div. 6.1/6.2/9)

Sektor-Diagramm (Start) Lauf 3



Sektor-Diagramm (Rest) Lauf 3



| Rg. | Nr. | Sektor 1 (15m) | Sektor 2 (15-50m) | Sektor 3 | Speed Trap | Sektor 4 | Laufzeit | Speed (Lauf) | |
|-----|-----|-----------------------|-------------------|--------------------------------|------------|-------------|-----------|--------------|-------------|
| 1 | 573 | BICCIATO Rudi | | Mitsubishi Lancer EVO | | | | | |
| | | Lauf 1: | 00:01.399 | 00:01.660 | 00:13.042 | 159,15 km/h | 00:50.872 | 01:06.973 | 118,26 km/h |
| | | Lauf 2: | 00:01.411 | 00:01.652 | 00:12.673 | 171,05 km/h | 00:48.379 | 01:04.115 | 123,53 km/h |
| | | Lauf 3: | 00:01.344 | 00:01.667 | 00:12.579 | 170,11 km/h | 00:46.165 | 01:01.755 | 128,25 km/h |
| 2 | 571 | WIDMER Michael | | Mitsubishi Lancer EVO X RSC | | | | | |
| | | Lauf 1: | 00:01.413 | 00:01.653 | 00:13.359 | 148,81 km/h | 00:49.111 | 01:05.536 | 120,85 km/h |
| | | Lauf 2: | 00:01.363 | 00:01.647 | 00:12.947 | 163,90 km/h | 00:46.519 | 01:02.476 | 126,77 km/h |
| | | Lauf 3: | 00:01.424 | 00:01.703 | 00:12.988 | 164,63 km/h | 00:45.708 | 01:01.823 | 128,11 km/h |
| 3 | 572 | JANIK Vaclav | | Mitsubishi Lancer EVO II | | | | | |
| | | Lauf 1: | 00:01.851 | 00:01.891 | 00:14.171 | 145,48 km/h | 00:52.551 | 01:10.464 | 112,40 km/h |
| | | Lauf 2: | 00:01.687 | 00:01.743 | 00:13.099 | 164,86 km/h | 00:48.112 | 01:04.641 | 122,52 km/h |
| | | Lauf 3: | 00:01.573 | 00:01.729 | 00:12.880 | 159,49 km/h | 00:46.624 | 01:02.806 | 126,10 km/h |
| 4 | 570 | WANEK Roland | | Mitsubishi Lancer EVO IX | | | | | |
| | | Lauf 1: | 00:01.631 | 00:01.812 | 00:13.659 | 160,46 km/h | 00:52.554 | 01:09.656 | 113,70 km/h |
| | | Lauf 2: | 00:01.412 | 00:01.685 | 00:13.241 | 175,57 km/h | 00:47.949 | 01:04.287 | 123,20 km/h |
| | | Lauf 3: | 00:01.377 | 00:01.674 | 00:13.083 | 176,38 km/h | 00:46.901 | 01:03.035 | 125,64 km/h |
| 5 | 578 | BESTLE Guido | | Renault Alpine V6 GT Turbo D50 | | | | | |
| | | Lauf 1: | 00:01.591 | 00:02.037 | 00:15.470 | 149,57 km/h | 00:56.637 | 01:15.735 | 104,58 km/h |
| | | Lauf 2: | 00:01.555 | 00:02.075 | 00:15.661 | 144,79 km/h | 00:52.512 | 01:11.803 | 110,30 km/h |
| | | Lauf 3: | 00:01.557 | 00:02.023 | 00:15.350 | 147,38 km/h | 00:50.443 | 01:09.373 | 114,16 km/h |
| 6 | 574 | UENZEN Nikolas | | BMW E36 | | | | | |
| | | Lauf 1: | 00:02.017 | 00:02.178 | 00:16.199 | 140,69 km/h | 00:58.037 | 01:18.431 | 100,98 km/h |
| | | Lauf 2: | 00:01.898 | 00:02.157 | 00:16.588 | 133,99 km/h | 00:54.245 | 01:14.888 | 105,76 km/h |
| | | Lauf 3: | 00:01.841 | 00:02.106 | 00:15.462 | 142,52 km/h | 00:51.549 | 01:10.958 | 111,61 km/h |

Sektorzeiten & Speeds - Gruppe N, H/N (OSK), F (DMSB), CTC/CGT (DMSB Div. 6.1/6.2/9)

| Rg. | Nr. | | Sektor 1 (15m) | Sektor 2 (15-50m) | Sektor 3 | Speed Trap | Sektor 4 | Laufzeit | Speed (Lauf) |
|-----|-----|------------------------|----------------|------------------------|-----------|-------------|-----------|-----------|--------------|
| 7 | 576 | MENHOFER Robert | | Mantzel Opel Omega | | | | | |
| | | Lauf 1: | 00:01.918 | 00:02.132 | 00:16.424 | 121,91 km/h | 01:01.237 | 01:21.711 | 96,93 km/h |
| | | Lauf 2: | 00:01.860 | 00:02.137 | 00:15.861 | 135,07 km/h | 00:56.353 | 01:16.211 | 103,92 km/h |
| | | Lauf 3: | 00:01.879 | 00:02.197 | 00:15.820 | 138,39 km/h | 00:55.046 | 01:14.942 | 105,68 km/h |
| 8 | 577 | SCHMELZ Joachim | | Renault Alpine A310 V6 | | | | | |
| | | Lauf 1: | 00:01.751 | 00:02.254 | 00:16.948 | 127,30 km/h | 01:01.254 | 01:22.207 | 96,34 km/h |
| | | Lauf 2: | 00:01.715 | 00:02.198 | 00:16.224 | 129,64 km/h | 00:59.265 | 01:19.402 | 99,75 km/h |
| | | Lauf 3: | 00:01.688 | 00:02.241 | 00:16.119 | 132,41 km/h | 00:57.417 | 01:17.465 | 102,24 km/h |
| 9 | 575 | TÖGEL Roland | | BMW M3 E30 | | | | | |
| | | Lauf 1: | 00:01.932 | 00:02.376 | 00:17.388 | 121,49 km/h | 01:01.532 | 01:23.228 | 95,16 km/h |
| | | Lauf 2: | 00:01.771 | 00:02.253 | 00:16.425 | 128,94 km/h | 00:58.667 | 01:19.116 | 100,11 km/h |
| | | Lauf 3: | 00:01.766 | 00:02.182 | 00:16.596 | 132,31 km/h | 00:57.083 | 01:17.627 | 102,03 km/h |