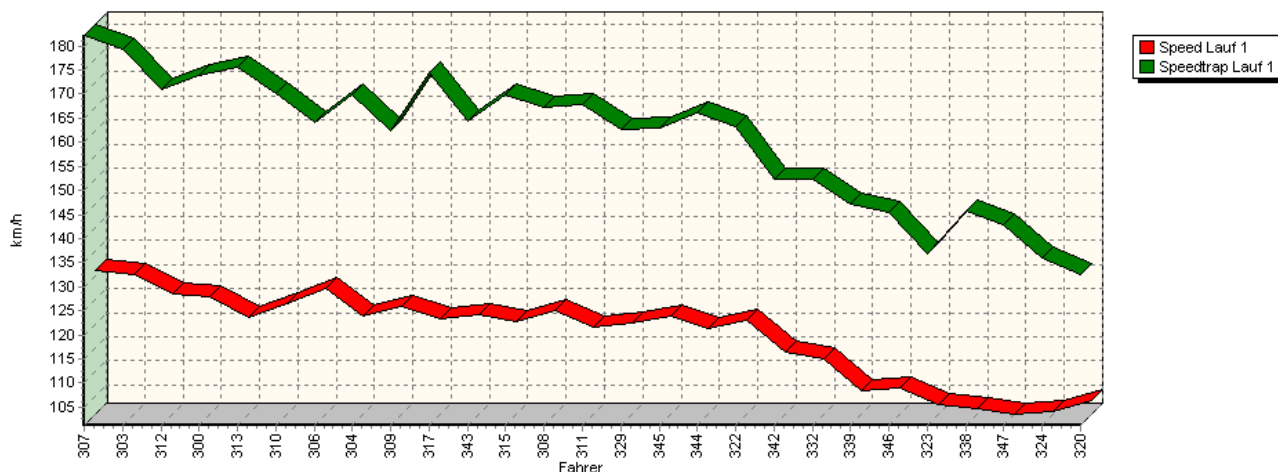
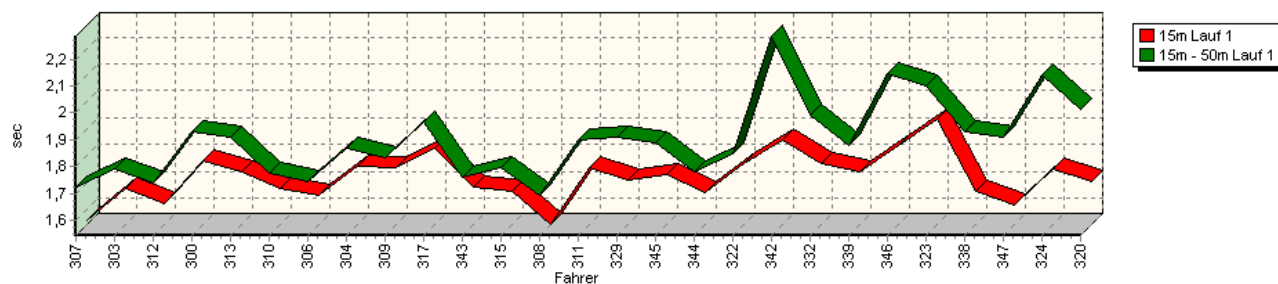


Sektorzeiten & Speeds - Gruppe H (DMSB, OSK) bis 2000 ccm - Klasse 19

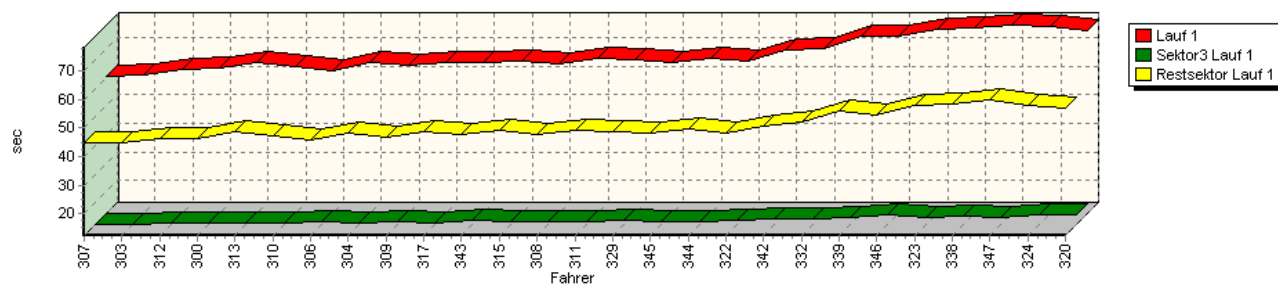
Speed-Diagramm Lauf 1



Sektor-Diagramm (Start) Lauf 1

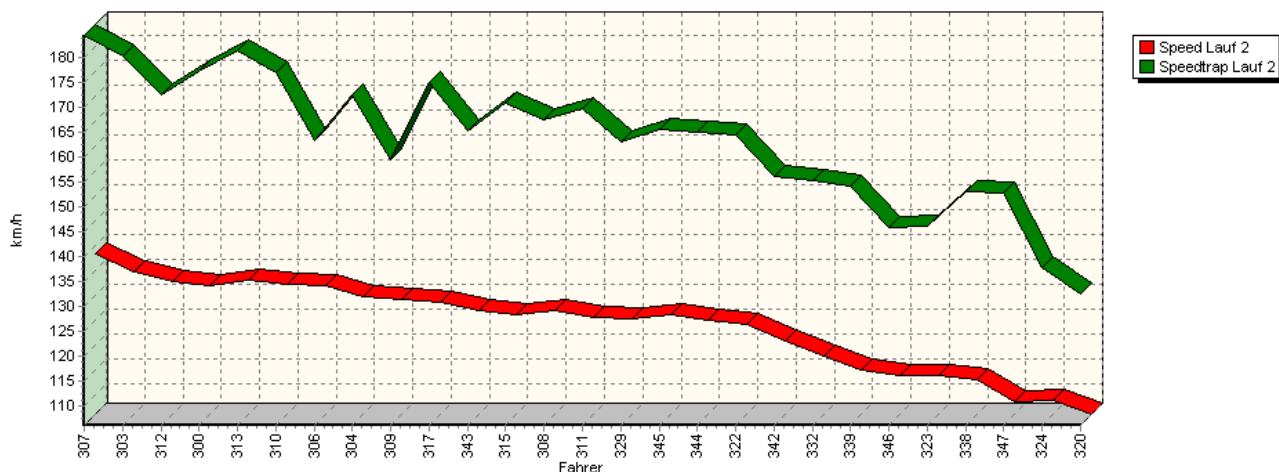


Sektor-Diagramm (Rest) Lauf 1

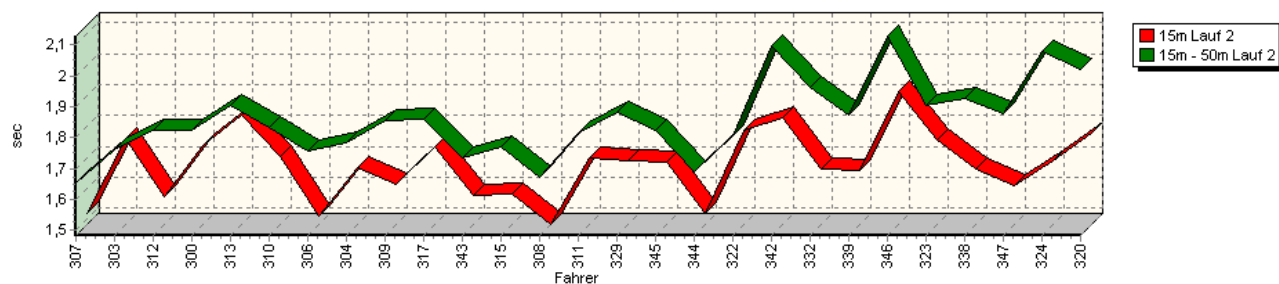


Sektorzeiten & Speeds - Gruppe H (DMSB, OSK) bis 2000 ccm - Klasse 19

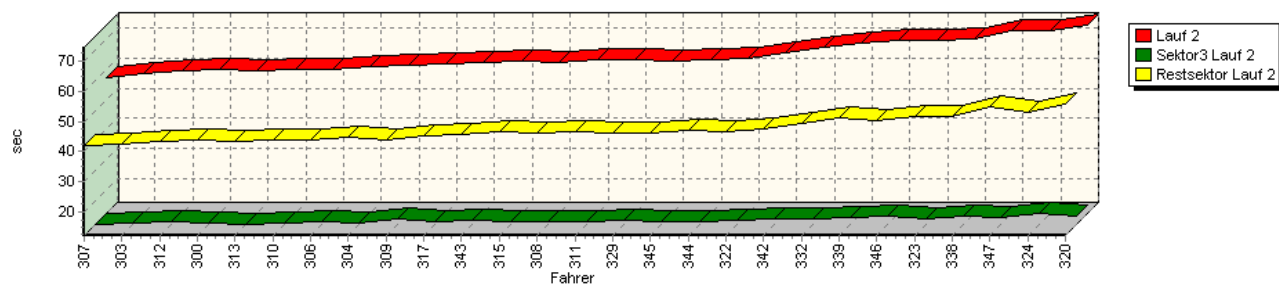
Speed-Diagramm Lauf 2



Sektor-Diagramm (Start) Lauf 2

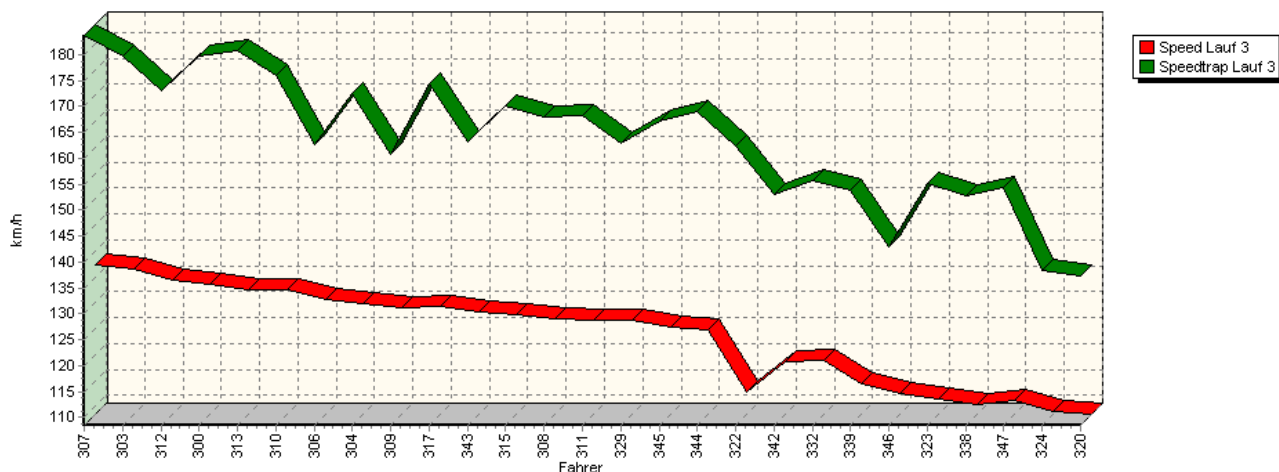


Sektor-Diagramm (Rest) Lauf 2

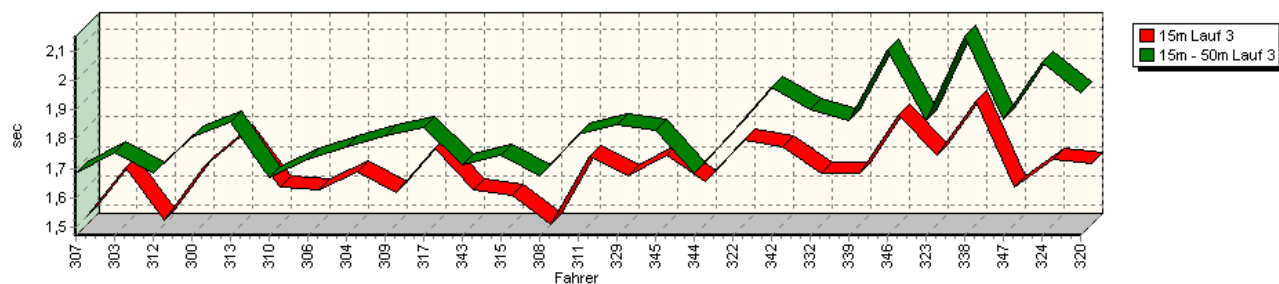


Sektorzeiten & Speeds - Gruppe H (DMSB, OSK) bis 2000 ccm - Klasse 19

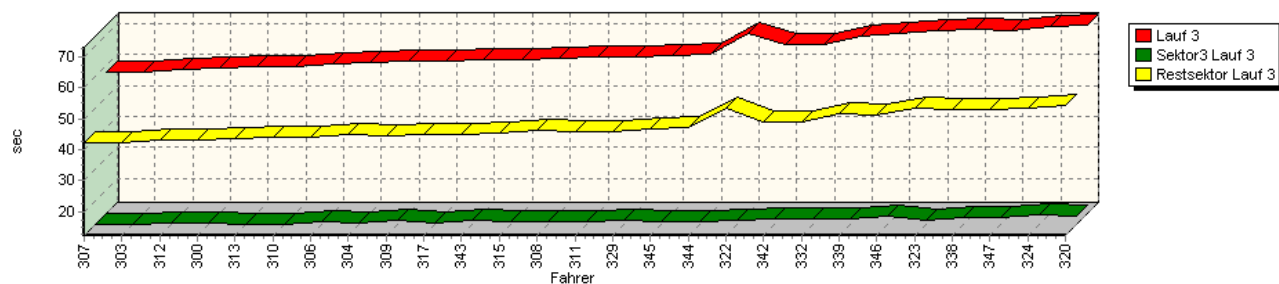
Speed-Diagramm Lauf 3



Sektor-Diagramm (Start) Lauf 3



Sektor-Diagramm (Rest) Lauf 3



Rg.	Nr.	Sektor 1 (15m)	Sektor 2 (15-50m)	Sektor 3	Speed Trap	Sektor 4	Laufzeit	Speed (Lauf)	
1	307	SCHMITT Sebastian		Opel Kadett C 16V EVO 2					
		Lauf 1:	00:01.558	00:01.723	00:12.428	182,18 km/h	00:44.684	01:00.393	131,14 km/h
		Lauf 2:	00:01.517	00:01.652	00:12.161	184,51 km/h	00:41.938	00:57.268	138,30 km/h
		Lauf 3:	00:01.499	00:01.682	00:12.383	183,67 km/h	00:42.144	00:57.708	137,24 km/h

Sektorzeiten & Speeds - Gruppe H (DMSB, OSK) bis 2000 ccm - Klasse 19

Rg.	Nr.		Sektor 1 (15m)	Sektor 2 (15-50m)	Sektor 3	Speed Trap	Sektor 4	Laufzeit	Speed (Lauf)
2	303	WEIDINGER Jörg	BMW 320i STW						
		Lauf 1:	00:01.678	00:01.793	00:12.553	179,31 km/h	00:44.738	01:00.762	130,35 km/h
		Lauf 2:	00:01.760	00:01.763	00:12.520	180,24 km/h	00:42.699	00:58.742	134,83 km/h
		Lauf 3:	00:01.665	00:01.756	00:12.464	179,80 km/h	00:42.165	00:58.050	136,43 km/h
3	312	HOVEMANN Holger	Opel Risse Kadett 16V						
		Lauf 1:	00:01.622	00:01.741	00:13.063	170,96 km/h	00:46.261	01:02.687	126,34 km/h
		Lauf 2:	00:01.573	00:01.825	00:12.851	172,54 km/h	00:43.448	00:59.697	132,67 km/h
		Lauf 3:	00:01.487	00:01.685	00:12.756	173,09 km/h	00:42.984	00:58.912	134,44 km/h
4	300	ELLER Hans-Peter	VW Minichberger Scirocco						
		Lauf 1:	00:01.779	00:01.932	00:12.870	173,95 km/h	00:46.510	01:03.091	125,53 km/h
		Lauf 2:	00:01.737	00:01.825	00:12.605	177,41 km/h	00:43.883	01:00.050	131,89 km/h
		Lauf 3:	00:01.663	00:01.807	00:12.645	179,55 km/h	00:43.236	00:59.351	133,44 km/h
5	313	KROLL Ralf	VW Lehmann Golf 16V						
		Lauf 1:	00:01.739	00:01.909	00:12.688	175,53 km/h	00:48.879	01:05.215	121,44 km/h
		Lauf 2:	00:01.838	00:01.903	00:12.341	181,43 km/h	00:43.474	00:59.556	132,98 km/h
		Lauf 3:	00:01.772	00:01.859	00:12.347	180,72 km/h	00:43.768	00:59.746	132,56 km/h
6	310	SONDERBAUER Roman	Opel Risse Kadett C 16V						
		Lauf 1:	00:01.678	00:01.775	00:12.934	170,21 km/h	00:47.461	01:03.848	124,05 km/h
		Lauf 2:	00:01.701	00:01.831	00:12.635	177,08 km/h	00:43.713	00:59.880	132,26 km/h
		Lauf 3:	00:01.598	00:01.669	00:12.520	175,86 km/h	00:43.991	00:59.778	132,49 km/h
7	306	WIMMER Norbert	BMW 2002 8V						
		Lauf 1:	00:01.650	00:01.746	00:13.190	164,17 km/h	00:45.595	01:02.181	127,37 km/h
		Lauf 2:	00:01.510	00:01.755	00:13.034	163,27 km/h	00:43.757	01:00.056	131,88 km/h
		Lauf 3:	00:01.591	00:01.730	00:13.312	162,60 km/h	00:43.992	01:00.625	130,64 km/h
8	304	WIEBE Björn	Renault Clio Williams BWR						
		Lauf 1:	00:01.761	00:01.866	00:13.061	169,72 km/h	00:48.394	01:05.082	121,69 km/h
		Lauf 2:	00:01.668	00:01.784	00:12.723	172,64 km/h	00:44.919	01:01.094	129,64 km/h
		Lauf 3:	00:01.649	00:01.773	00:12.786	172,59 km/h	00:44.801	01:01.009	129,82 km/h
9	309	RAUCH Michael	Opel Briegel Kadett C 8V						
		Lauf 1:	00:01.755	00:01.831	00:13.544	162,39 km/h	00:46.991	01:04.121	123,52 km/h
		Lauf 2:	00:01.615	00:01.856	00:13.795	159,61 km/h	00:43.992	01:01.258	129,29 km/h
		Lauf 3:	00:01.581	00:01.810	00:13.564	160,75 km/h	00:44.464	01:01.419	128,95 km/h
10	317	REICH Markus	VW Golf II 16V						
		Lauf 1:	00:01.828	00:01.965	00:12.966	174,41 km/h	00:48.644	01:05.403	121,09 km/h
		Lauf 2:	00:01.736	00:01.860	00:12.858	175,04 km/h	00:45.185	01:01.639	128,49 km/h
		Lauf 3:	00:01.730	00:01.841	00:12.692	174,30 km/h	00:45.031	01:01.294	129,21 km/h
11	343	OCHSNER Jürg	Opel Kadett C						
		Lauf 1:	00:01.683	00:01.762	00:13.753	164,48 km/h	00:47.827	01:05.025	121,80 km/h
		Lauf 2:	00:01.575	00:01.732	00:13.340	165,39 km/h	00:45.723	01:02.370	126,98 km/h
		Lauf 3:	00:01.590	00:01.713	00:13.636	163,16 km/h	00:44.816	01:01.755	128,25 km/h
12	315	ORTH Patrick	BMW E30 320is						
		Lauf 1:	00:01.665	00:01.794	00:13.336	169,74 km/h	00:49.004	01:05.799	120,37 km/h
		Lauf 2:	00:01.582	00:01.770	00:13.052	170,78 km/h	00:46.475	01:02.879	125,96 km/h
		Lauf 3:	00:01.569	00:01.744	00:13.143	170,10 km/h	00:45.567	01:02.023	127,69 km/h
13	308	WEISS Werner	Ford Escort Zakspeed BDA						
		Lauf 1:	00:01.543	00:01.693	00:13.371	167,23 km/h	00:47.870	01:04.477	122,84 km/h
		Lauf 2:	00:01.483	00:01.673	00:13.245	167,42 km/h	00:46.062	01:02.463	126,80 km/h
		Lauf 3:	00:01.471	00:01.676	00:13.212	167,84 km/h	00:46.090	01:02.449	126,82 km/h

Sektorzeiten & Speeds - Gruppe H (DMSB, OSK) bis 2000 ccm - Klasse 19

Rg.	Nr.		Sektor 1 (15m)	Sektor 2 (15-50m)	Sektor 3	Speed Trap	Sektor 4	Laufzeit	Speed (Lauf)
14	311	FLIK Thomas		Renault Clio Williams					
		Lauf 1:	00:01.752	00:01.899	00:13.382	167,84 km/h	00:49.423	01:06.456	119,18 km/h
		Lauf 2:	00:01.700	00:01.816	00:13.180	169,67 km/h	00:46.439	01:03.135	125,45 km/h
		Lauf 3:	00:01.704	00:01.815	00:13.195	168,11 km/h	00:45.895	01:02.609	126,50 km/h
15	329	EHRLE Bernd		Opel Kadett C 8V					
		Lauf 1:	00:01.710	00:01.908	00:13.734	162,74 km/h	00:48.572	01:05.924	120,14 km/h
		Lauf 2:	00:01.688	00:01.882	00:13.422	163,13 km/h	00:46.240	01:03.232	125,25 km/h
		Lauf 3:	00:01.634	00:01.851	00:13.506	162,92 km/h	00:45.620	01:02.611	126,50 km/h
16	345	PAULICK Ralph		VW Golf I					
		Lauf 1:	00:01.727	00:01.887	00:13.466	162,93 km/h	00:48.014	01:05.094	121,67 km/h
		Lauf 2:	00:01.685	00:01.825	00:13.274	165,62 km/h	00:46.005	01:02.789	126,14 km/h
		Lauf 3:	00:01.705	00:01.831	00:13.147	167,04 km/h	00:46.486	01:03.169	125,38 km/h
17	344	EHRBAR Rolf		Opel Kadett C					
		Lauf 1:	00:01.662	00:01.779	00:13.394	166,16 km/h	00:49.779	01:06.614	118,89 km/h
		Lauf 2:	00:01.520	00:01.689	00:13.179	165,17 km/h	00:46.978	01:03.366	124,99 km/h
		Lauf 3:	00:01.618	00:01.685	00:13.121	169,12 km/h	00:46.993	01:03.417	124,89 km/h
18	322	LORIG Ingo		VW Golf					
		Lauf 1:	00:01.771	00:01.850	00:13.749	163,15 km/h	00:48.157	01:05.527	120,87 km/h
		Lauf 2:	00:01.786	00:01.805	00:13.548	164,53 km/h	00:46.674	01:03.813	124,11 km/h
		Lauf 3:	00:01.759	00:01.823	00:13.492	162,27 km/h	00:53.225	01:10.299	112,66 km/h
19	342	DÜMLER Christian		VW Golf					
		Lauf 1:	00:01.858	00:02.286	00:14.397	152,43 km/h	00:50.877	01:09.418	114,09 km/h
		Lauf 2:	00:01.828	00:02.097	00:14.035	156,04 km/h	00:47.644	01:05.604	120,72 km/h
		Lauf 3:	00:01.737	00:01.976	00:13.961	152,95 km/h	00:49.040	01:06.714	118,72 km/h
20	332	KONSTANZER Alexander		Opel Kadett C Coupé 8V					
		Lauf 1:	00:01.772	00:01.994	00:14.507	152,38 km/h	00:51.950	01:10.223	112,78 km/h
		Lauf 2:	00:01.662	00:01.961	00:14.160	155,20 km/h	00:49.491	01:07.274	117,73 km/h
		Lauf 3:	00:01.646	00:01.899	00:14.168	155,66 km/h	00:48.959	01:06.672	118,79 km/h
21	339	GÜRTZGEN Tim		BMW 2002tii					
		Lauf 1:	00:01.738	00:01.877	00:14.978	147,27 km/h	00:55.973	01:14.566	106,21 km/h
		Lauf 2:	00:01.660	00:01.873	00:14.307	154,06 km/h	00:51.057	01:08.897	114,95 km/h
		Lauf 3:	00:01.646	00:01.862	00:14.182	153,71 km/h	00:51.561	01:09.251	114,37 km/h
22	346	LARVA Martin		VW Polo G 40					
		Lauf 1:	00:01.836	00:02.149	00:15.745	145,42 km/h	00:54.541	01:14.271	106,64 km/h
		Lauf 2:	00:01.912	00:02.129	00:15.079	145,91 km/h	00:50.371	01:09.491	113,97 km/h
		Lauf 3:	00:01.845	00:02.105	00:15.157	142,86 km/h	00:51.358	01:10.465	112,40 km/h
23	323	FLIK Beatrice		Renault Mégane Cup					
		Lauf 1:	00:01.936	00:02.101	00:14.942	136,79 km/h	00:57.744	01:16.723	103,23 km/h
		Lauf 2:	00:01.756	00:01.906	00:14.085	146,23 km/h	00:51.836	01:09.583	113,82 km/h
		Lauf 3:	00:01.708	00:01.865	00:13.896	155,13 km/h	00:53.522	01:10.991	111,56 km/h
24	338	BLÄSIUS Manfred		BMW E21 320i					
		Lauf 1:	00:01.666	00:01.928	00:15.161	145,76 km/h	00:58.595	01:17.350	102,39 km/h
		Lauf 2:	00:01.661	00:01.929	00:14.690	152,96 km/h	00:51.756	01:10.036	113,08 km/h
		Lauf 3:	00:01.892	00:02.151	00:14.625	152,86 km/h	00:53.057	01:11.725	110,42 km/h
25	347	BUSER Lis		Opel Kadett C					
		Lauf 1:	00:01.617	00:01.908	00:15.067	142,99 km/h	00:59.654	01:18.246	101,22 km/h
		Lauf 2:	00:01.607	00:01.879	00:14.523	152,72 km/h	00:54.963	01:12.972	108,53 km/h
		Lauf 3:	00:01.600	00:01.868	00:14.650	154,41 km/h	00:53.141	01:11.259	111,14 km/h

Sektorzeiten & Speeds - Gruppe H (DMSB, OSK) bis 2000 ccm - Klasse 19

Rg.	Nr.		Sektor 1 (15m)	Sektor 2 (15-50m)	Sektor 3	Speed Trap	Sektor 4	Laufzeit	Speed (Lauf)
26	324	ALT Holger		Ford Escort RS 2000 16V					
		Lauf 1:	00:01.750	00:02.140	00:16.056	135,91 km/h	00:57.932	01:17.878	101,70 km/h
		Lauf 2:	00:01.688	00:02.081	00:15.731	137,72 km/h	00:53.180	01:12.680	108,97 km/h
		Lauf 3:	00:01.695	00:02.063	00:15.680	138,26 km/h	00:53.255	01:12.693	108,95 km/h
27	320	SCHWANECKE Gero		VW Golf I GTI 16V					
		Lauf 1:	00:01.701	00:02.012	00:15.625	132,54 km/h	00:56.758	01:16.096	104,08 km/h
		Lauf 2:	00:01.777	00:02.023	00:15.060	132,57 km/h	00:55.811	01:14.671	106,07 km/h
		Lauf 3:	00:01.677	00:01.959	00:14.980	137,23 km/h	00:54.379	01:12.995	108,50 km/h