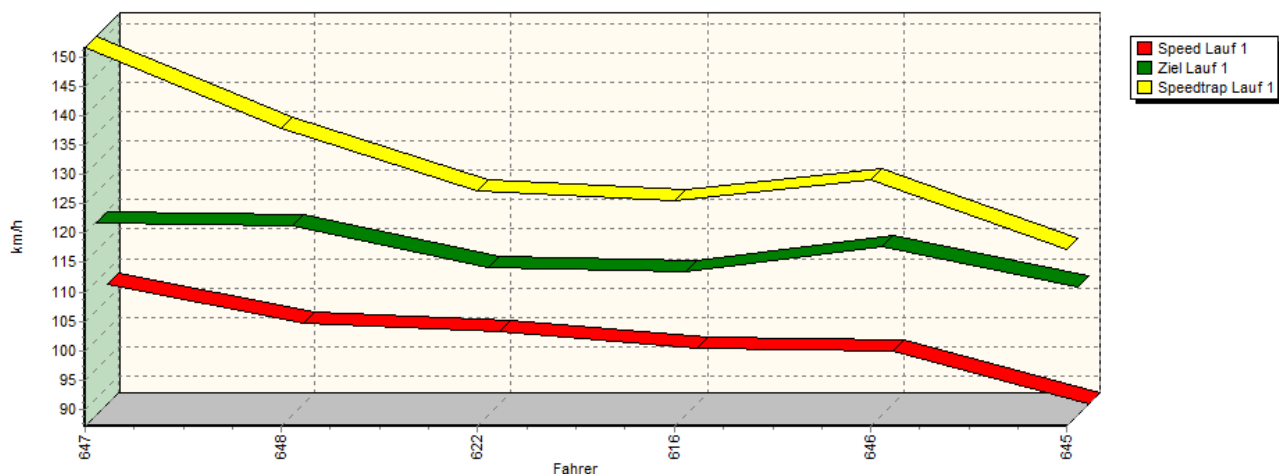
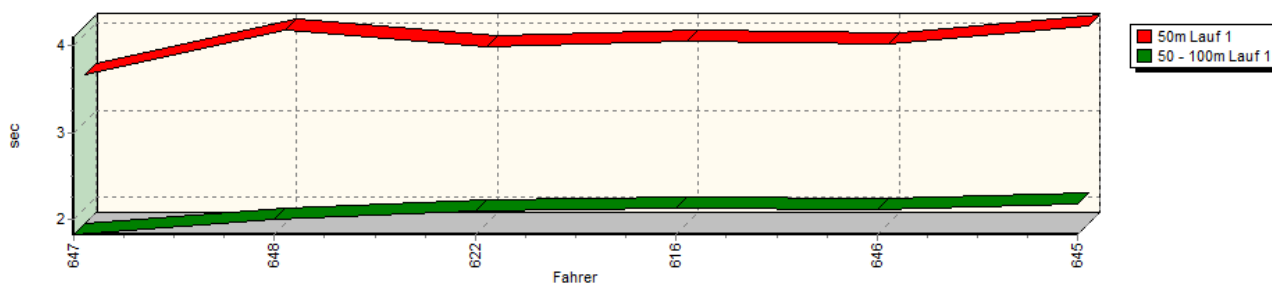


Sektorzeiten & Speeds - Rennen - Gruppe CTC/CGT + Markenpokale

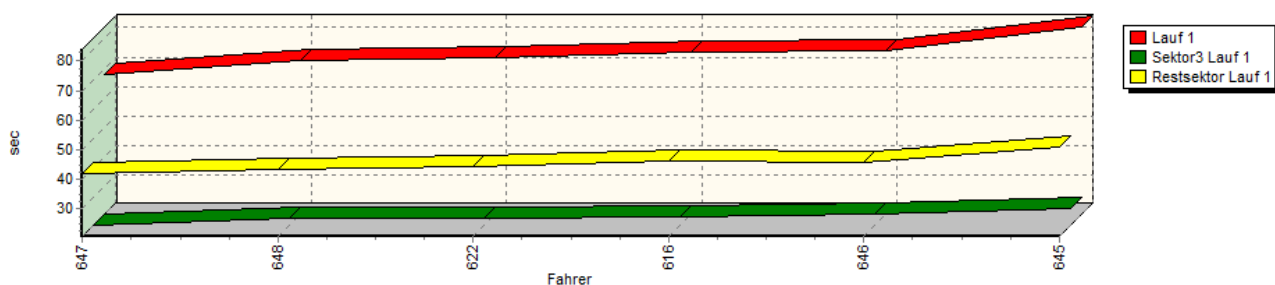
Speed-Diagramm Lauf 1



Sektor-Diagramm (Start) Lauf 1

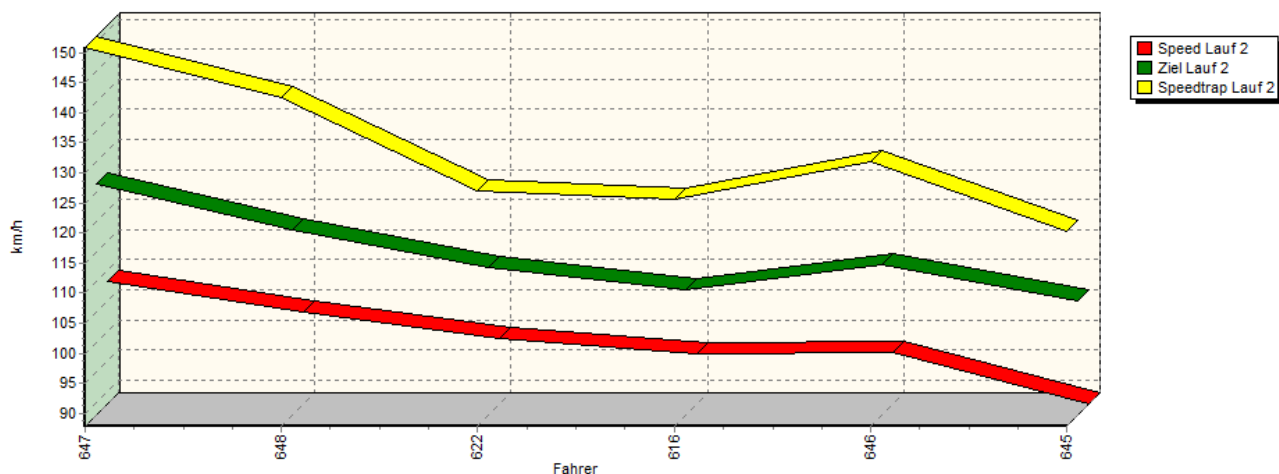


Sektor-Diagramm (Rest) Lauf 1

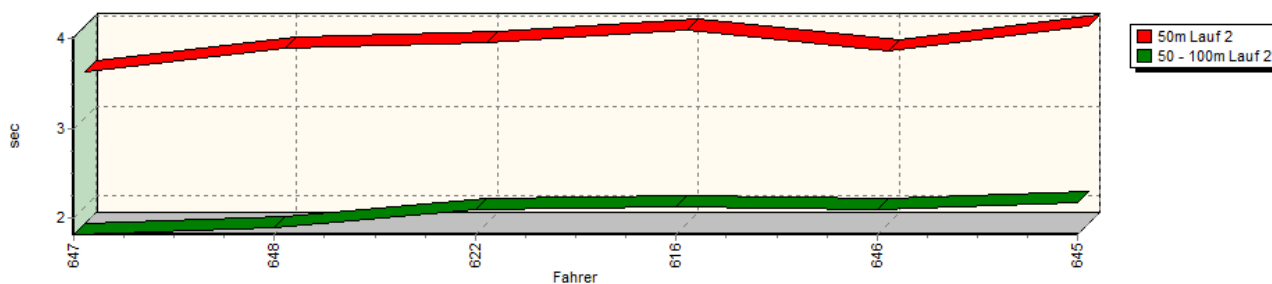


Sektorzeiten & Speeds - Rennen - Gruppe CTC/CGT + Markenpokale

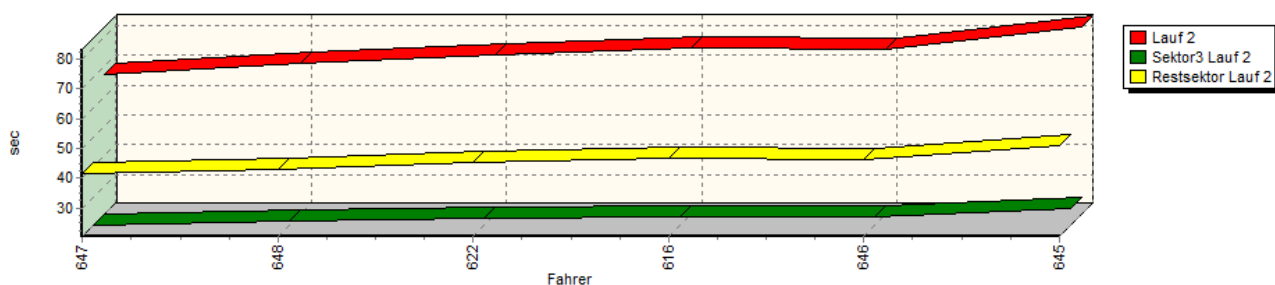
Speed-Diagramm Lauf 2



Sektor-Diagramm (Start) Lauf 2



Sektor-Diagramm (Rest) Lauf 2

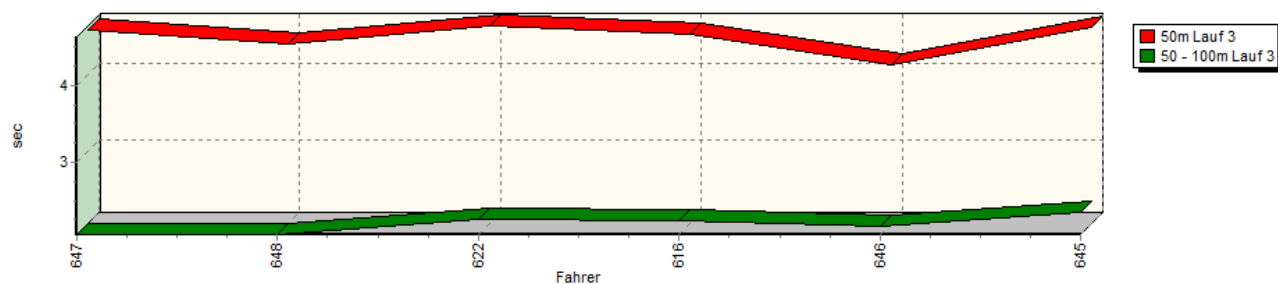


Sektorzeiten & Speeds - Rennen - Gruppe CTC/CGT + Markenpokale

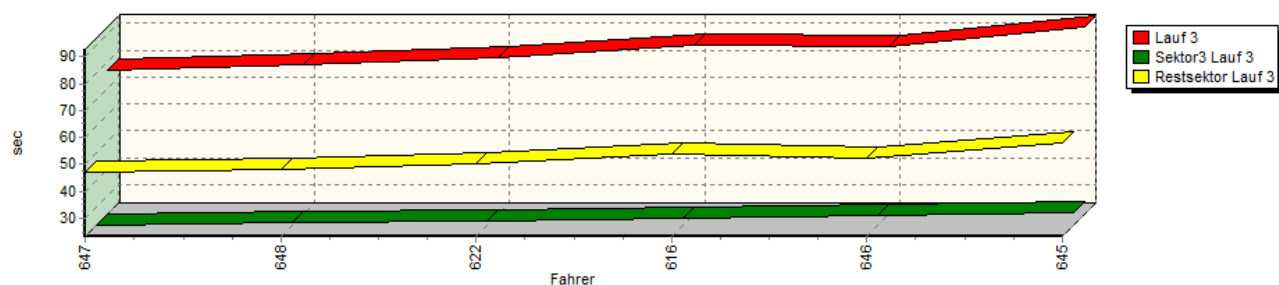
Speed-Diagramm Lauf 3



Sektor-Diagramm (Start) Lauf 3

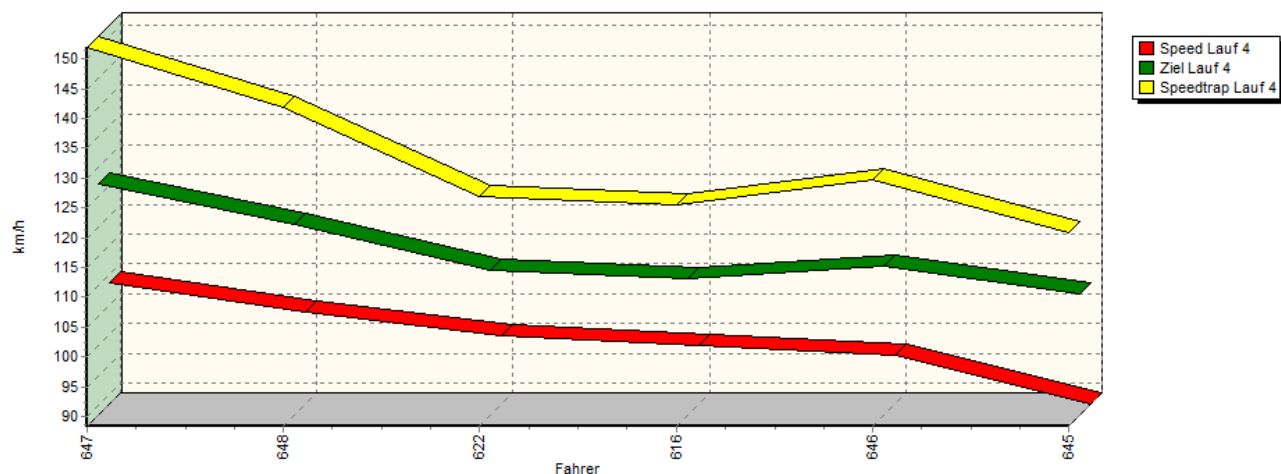


Sektor-Diagramm (Rest) Lauf 3

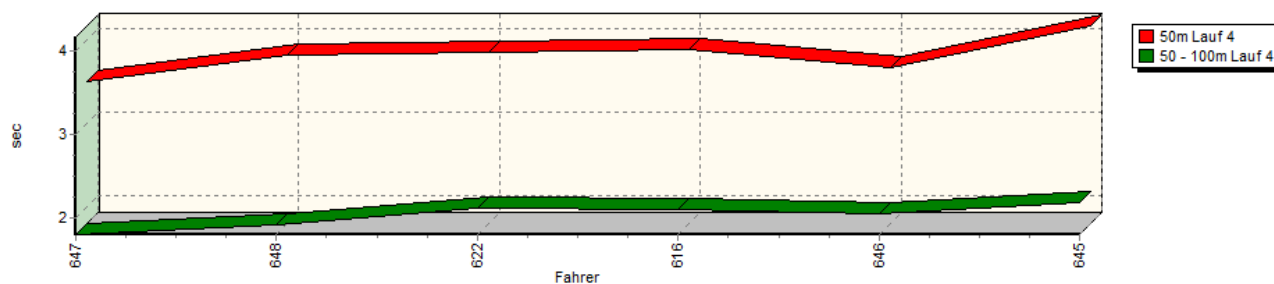


Sektorzeiten & Speeds - Rennen - Gruppe CTC/CGT + Markenpokale

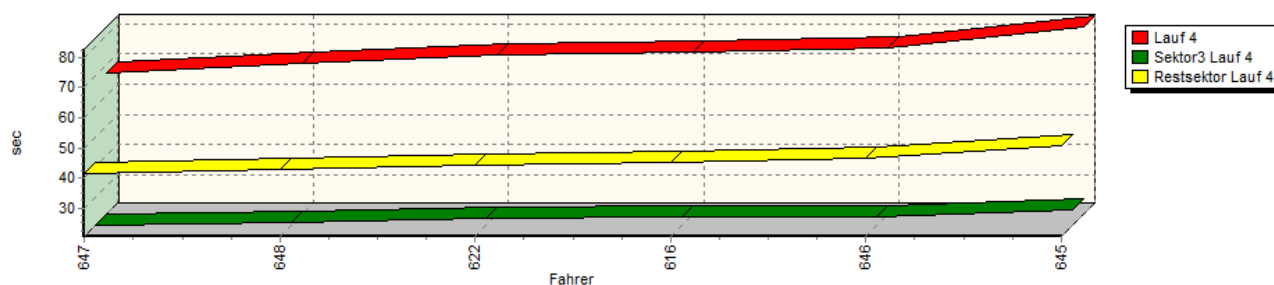
Speed-Diagramm Lauf 4



Sektor-Diagramm (Start) Lauf 4



Sektor-Diagramm (Rest) Lauf 4

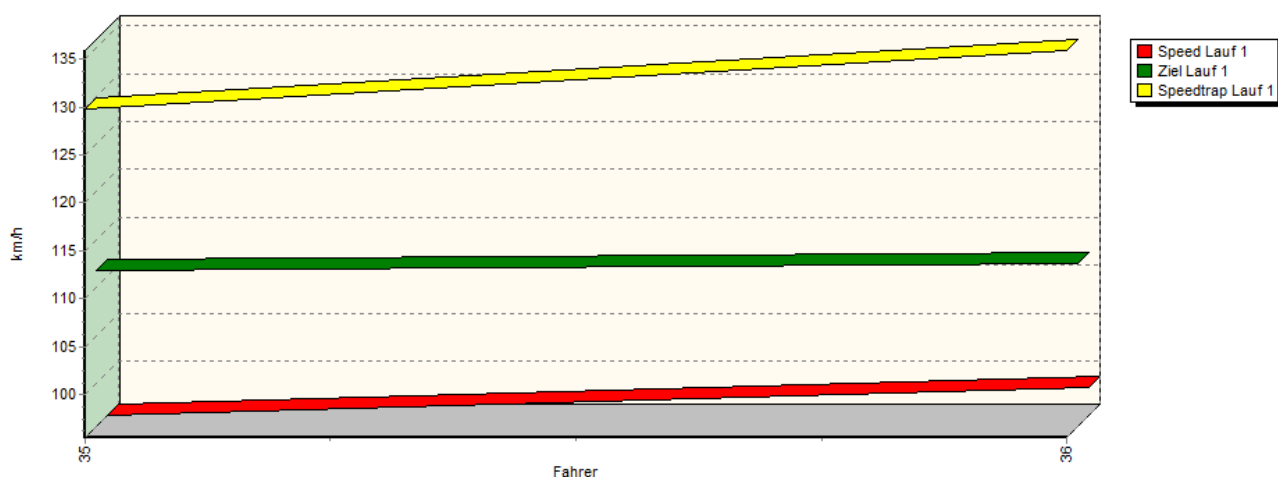


| Rg. | Nr. | Sektor 1 (50m) | Sektor 2 (50-100m) | Sektor 3 | Speed Trap | Sektor 4 | Speed (Ziel) | Laufzeit | Speed (Lauf) |
|-----|---------|-------------------|--------------------|-----------|-------------|-----------|--------------|-----------|--------------|
| 1 | 647 | FRANK Rene | | | | | | | |
| | | Schnitzer BMW M3 | | | | | | | |
| | Lauf 1: | 00:03.541 | 00:01.822 | 00:20.689 | 151,71 km/h | 00:41.923 | 119,86 km/h | 01:07.975 | 107,51 km/h |
| | Lauf 2: | 00:03.516 | 00:01.817 | 00:20.594 | 150,82 km/h | 00:41.516 | 126,27 km/h | 01:07.443 | 108,36 km/h |
| | Lauf 3: | 00:04.596 | 00:02.037 | 00:23.115 | 138,76 km/h | 00:47.088 | 115,99 km/h | 01:16.836 | 95,11 km/h |
| | Lauf 4: | 00:03.492 | 00:01.799 | 00:20.606 | 151,94 km/h | 00:41.352 | 127,23 km/h | 01:07.249 | 108,67 km/h |

Sektorzeiten & Speeds - Rennen - Gruppe CTC/CGT + Markenpokale

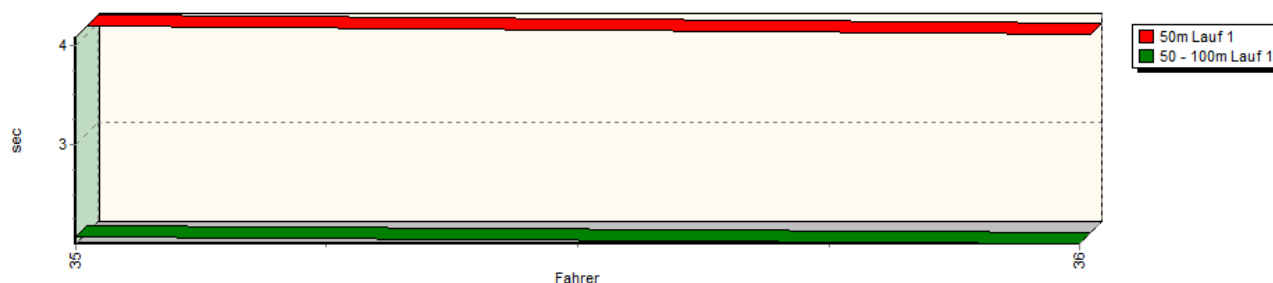
| Rg. | Nr. | Sektor 1 (50m) | Sektor 2 (50-100m) | Sektor 3 | Speed Trap | Sektor 4 | Speed (Ziel) | Laufzeit | Speed (Lauf) | |
|-----|-----|------------------------|--------------------|----------------------|------------|-------------|--------------|-------------|--------------|-------------|
| 2 | 648 | REIN Richard | | Ford Capri 2600 RS | | | | | | |
| | | Lauf 1: | 00:04.052 | 00:01.997 | 00:22.935 | 137,89 km/h | 00:43.489 | 119,49 km/h | 01:12.473 | 100,84 km/h |
| | | Lauf 2: | 00:03.779 | 00:01.896 | 00:22.087 | 142,57 km/h | 00:43.150 | 118,57 km/h | 01:10.912 | 103,06 km/h |
| | | Lauf 3: | 00:04.417 | 00:02.039 | 00:24.252 | 137,25 km/h | 00:48.269 | 113,56 km/h | 01:18.977 | 92,53 km/h |
| | | Lauf 4: | 00:03.804 | 00:01.912 | 00:21.751 | 141,79 km/h | 00:42.974 | 120,31 km/h | 01:10.441 | 103,75 km/h |
| 3 | 622 | HERING Ronny | | VW Scirocco GTI | | | | | | |
| | | Lauf 1: | 00:03.860 | 00:02.100 | 00:23.073 | 127,33 km/h | 00:44.382 | 112,26 km/h | 01:13.415 | 99,54 km/h |
| | | Lauf 2: | 00:03.835 | 00:02.096 | 00:22.979 | 126,93 km/h | 00:45.101 | 112,40 km/h | 01:14.011 | 98,74 km/h |
| | | Lauf 3: | 00:04.652 | 00:02.247 | 00:24.546 | 123,42 km/h | 00:49.923 | 107,15 km/h | 01:21.368 | 89,81 km/h |
| | | Lauf 4: | 00:03.844 | 00:02.107 | 00:22.974 | 126,83 km/h | 00:44.349 | 112,56 km/h | 01:13.274 | 99,74 km/h |
| 4 | 616 | SCHRÖDER Detlef | | VW Polo | | | | | | |
| | | Lauf 1: | 00:03.922 | 00:02.125 | 00:23.496 | 125,60 km/h | 00:46.105 | 111,56 km/h | 01:15.648 | 96,60 km/h |
| | | Lauf 2: | 00:03.969 | 00:02.128 | 00:23.386 | 125,57 km/h | 00:46.534 | 108,79 km/h | 01:16.017 | 96,14 km/h |
| | | Lauf 3: | 00:04.540 | 00:02.222 | 00:25.731 | 117,49 km/h | 00:53.700 | 100,86 km/h | 01:26.193 | 84,79 km/h |
| | | Lauf 4: | 00:03.872 | 00:02.100 | 00:23.157 | 125,46 km/h | 00:45.261 | 111,35 km/h | 01:14.390 | 98,24 km/h |
| 5 | 646 | NEUROHR Heinz | | Renault Alpine A310S | | | | | | |
| | | Lauf 1: | 00:03.894 | 00:02.113 | 00:24.439 | 129,25 km/h | 00:45.557 | 115,82 km/h | 01:16.003 | 96,15 km/h |
| | | Lauf 2: | 00:03.742 | 00:02.095 | 00:23.574 | 131,75 km/h | 00:46.375 | 112,91 km/h | 01:15.786 | 96,43 km/h |
| | | Lauf 3: | 00:04.135 | 00:02.139 | 00:26.916 | 121,48 km/h | 00:52.411 | 104,97 km/h | 01:25.601 | 85,37 km/h |
| | | Lauf 4: | 00:03.654 | 00:02.049 | 00:23.505 | 129,65 km/h | 00:46.504 | 113,27 km/h | 01:15.712 | 96,52 km/h |
| 6 | 645 | VOGT Albert | | BMW 325i | | | | | | |
| | | Lauf 1: | 00:04.102 | 00:02.176 | 00:26.555 | 117,35 km/h | 00:51.089 | 108,99 km/h | 01:23.922 | 87,08 km/h |
| | | Lauf 2: | 00:04.022 | 00:02.179 | 00:26.001 | 120,27 km/h | 00:50.941 | 106,88 km/h | 01:23.143 | 87,90 km/h |
| | | Lauf 3: | 00:04.637 | 00:02.332 | 00:27.683 | 114,02 km/h | 00:58.170 | 101,20 km/h | 01:32.822 | 78,73 km/h |
| | | Lauf 4: | 00:04.161 | 00:02.177 | 00:25.573 | 120,80 km/h | 00:50.813 | 108,77 km/h | 01:22.724 | 88,34 km/h |

Speed-Diagramm Lauf 1

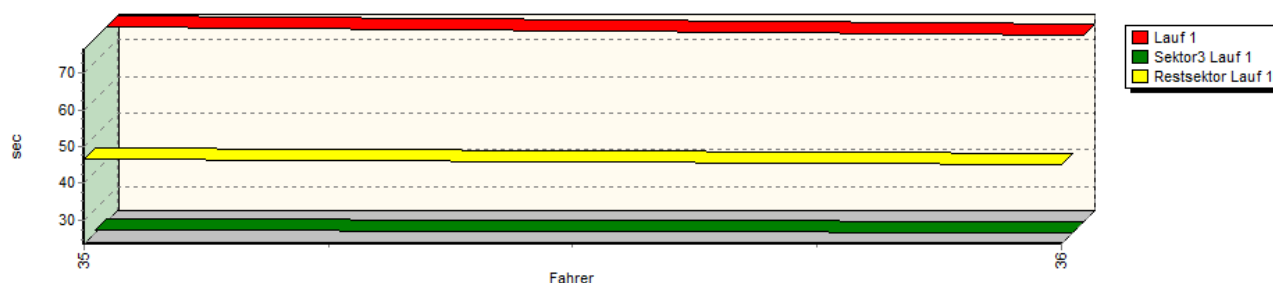


Sektorzeiten & Speeds - Rennen - Gruppe CTC/CGT + Markenpokale

Sektor-Diagramm (Start) Lauf 1



Sektor-Diagramm (Rest) Lauf 1

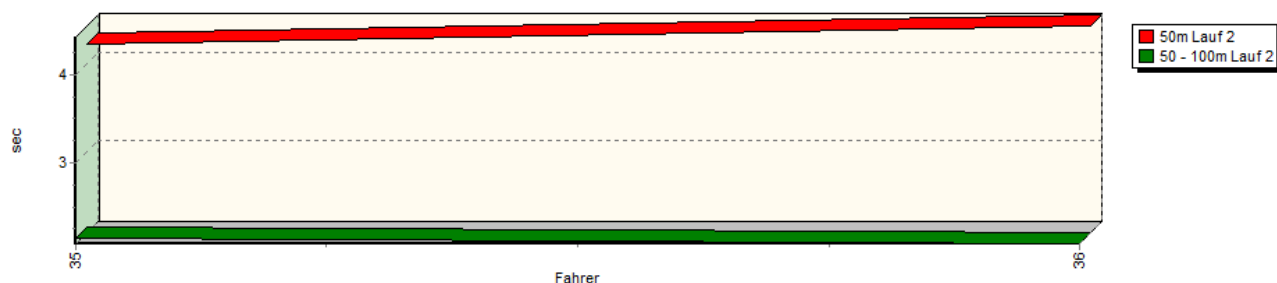


Speed-Diagramm Lauf 2

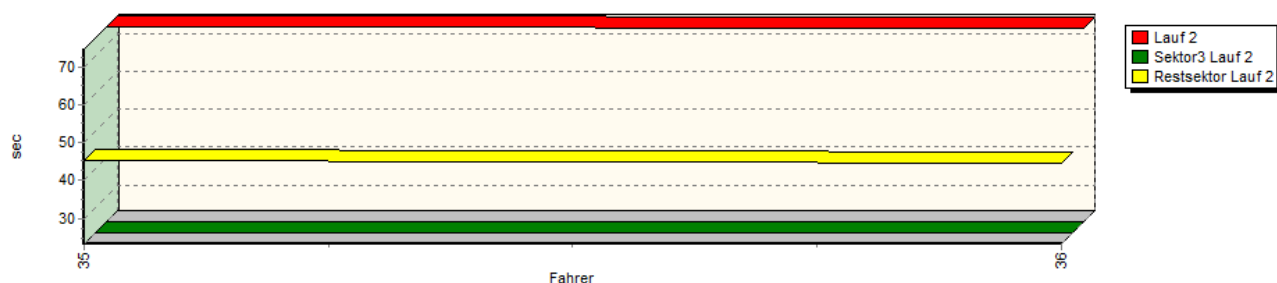


Sektorzeiten & Speeds - Rennen - Gruppe CTC/CGT + Markenpokale

Sektor-Diagramm (Start) Lauf 2



Sektor-Diagramm (Rest) Lauf 2

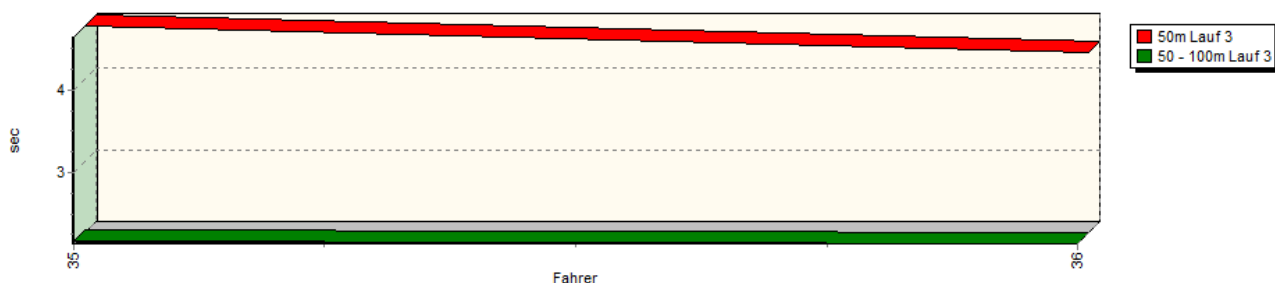


Speed-Diagramm Lauf 3

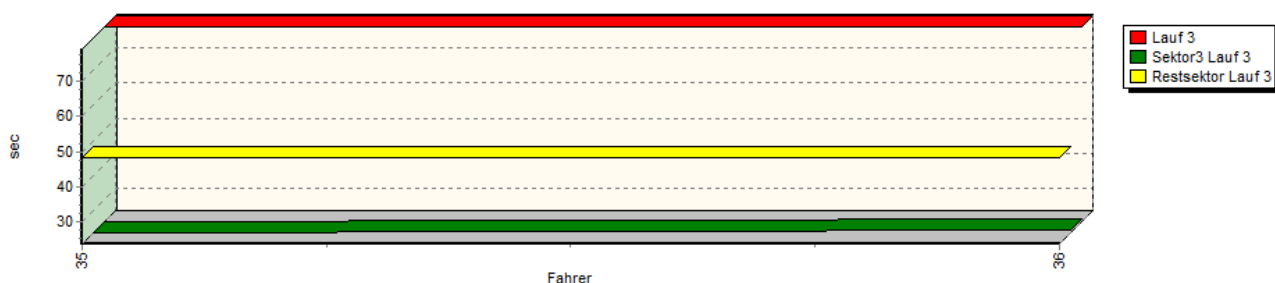


Sektorzeiten & Speeds - Rennen - Gruppe CTC/CGT + Markenpokale

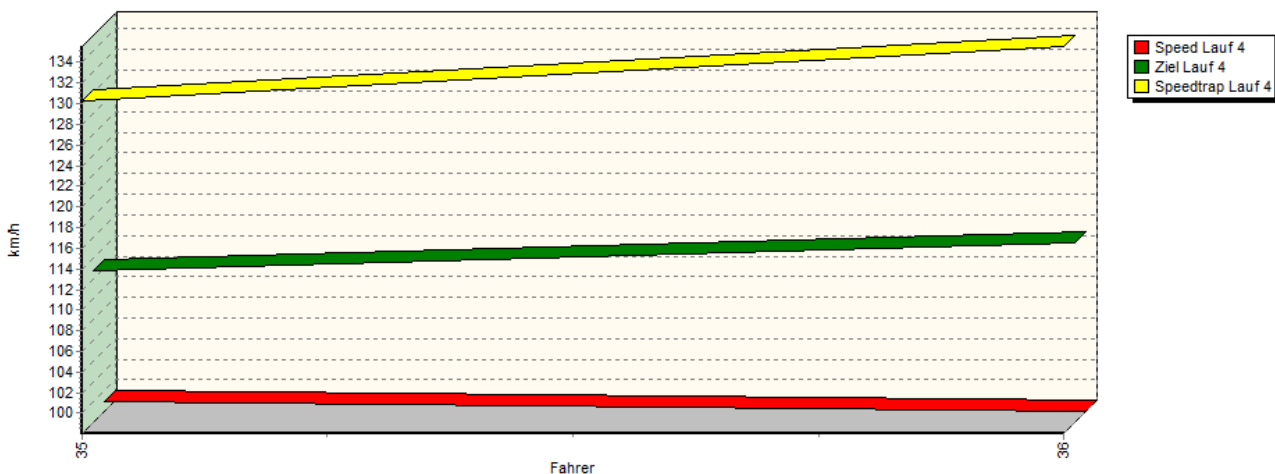
Sektor-Diagramm (Start) Lauf 3



Sektor-Diagramm (Rest) Lauf 3

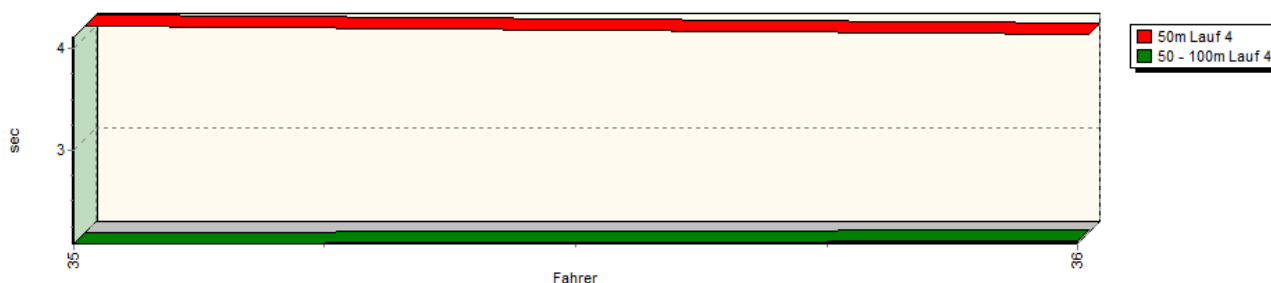


Speed-Diagramm Lauf 4

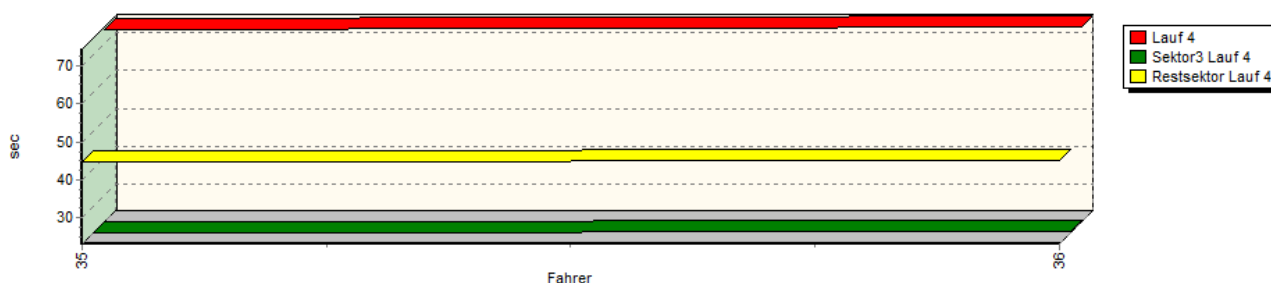


Sektorzeiten & Speeds - Rennen - Gruppe CTC/CGT + Markenpokale

Sektor-Diagramm (Start) Lauf 4



Sektor-Diagramm (Rest) Lauf 4



| Rg. | Nr. | Sektor 1 (50m) | Sektor 2 (50-100m) | Sektor 3 | Speed Trap | Sektor 4 | Speed (Ziel) | Laufzeit | Speed (Lauf) | |
|-----|-----|-------------------------|-------------------------|-----------|------------|-------------|--------------|-------------|--------------|------------|
| 1 | 35 | RUBOW Manuel | Renault Clio RS Cup III | | | | | | | |
| | | Lauf 1: | 00:04.079 | 00:02.082 | 00:23.976 | 129,89 km/h | 00:46.403 | 111,75 km/h | 01:16.540 | 95,48 km/h |
| | | Lauf 2: | 00:04.219 | 00:02.135 | 00:23.250 | 127,92 km/h | 00:45.203 | 114,35 km/h | 01:14.807 | 97,69 km/h |
| | | Lauf 3: | 00:04.660 | 00:02.156 | 00:23.839 | 124,77 km/h | 00:48.222 | 110,47 km/h | 01:18.877 | 92,65 km/h |
| | | Lauf 4: | 00:04.113 | 00:02.085 | 00:22.891 | 130,30 km/h | 00:44.761 | 112,80 km/h | 01:13.850 | 98,96 km/h |
| 2 | 36 | BERGSTERMANN Uwe | Seat Leon Cupra R | | | | | | | |
| | | Lauf 1: | 00:03.999 | 00:02.013 | 00:23.376 | 135,93 km/h | 00:44.888 | 112,56 km/h | 01:14.276 | 98,39 km/h |
| | | Lauf 2: | 00:04.424 | 00:02.074 | 00:23.228 | 135,53 km/h | 00:44.694 | 116,13 km/h | 01:14.420 | 98,20 km/h |
| | | Lauf 3: | 00:04.332 | 00:02.117 | 00:24.449 | 131,11 km/h | 00:48.155 | 113,90 km/h | 01:19.053 | 92,44 km/h |
| | | Lauf 4: | 00:04.032 | 00:02.112 | 00:23.329 | 135,54 km/h | 00:45.071 | 115,48 km/h | 01:14.544 | 98,04 km/h |