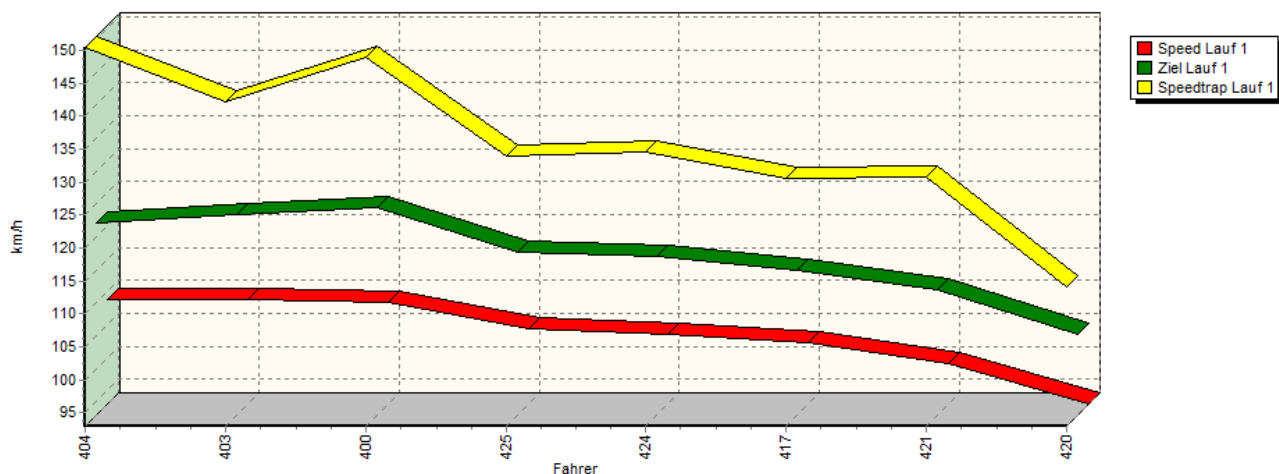
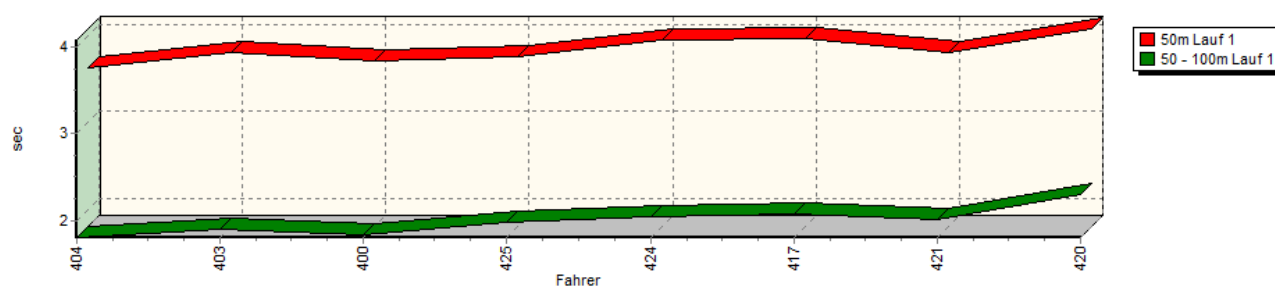


Sektorzeiten & Speeds - Rennen - Gruppe H (DMSB) bis 1300 ccm - Klasse 34

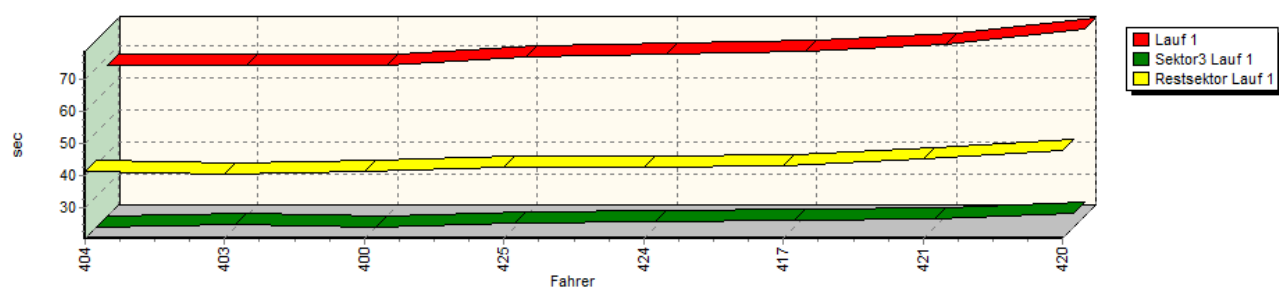
Speed-Diagramm Lauf 1



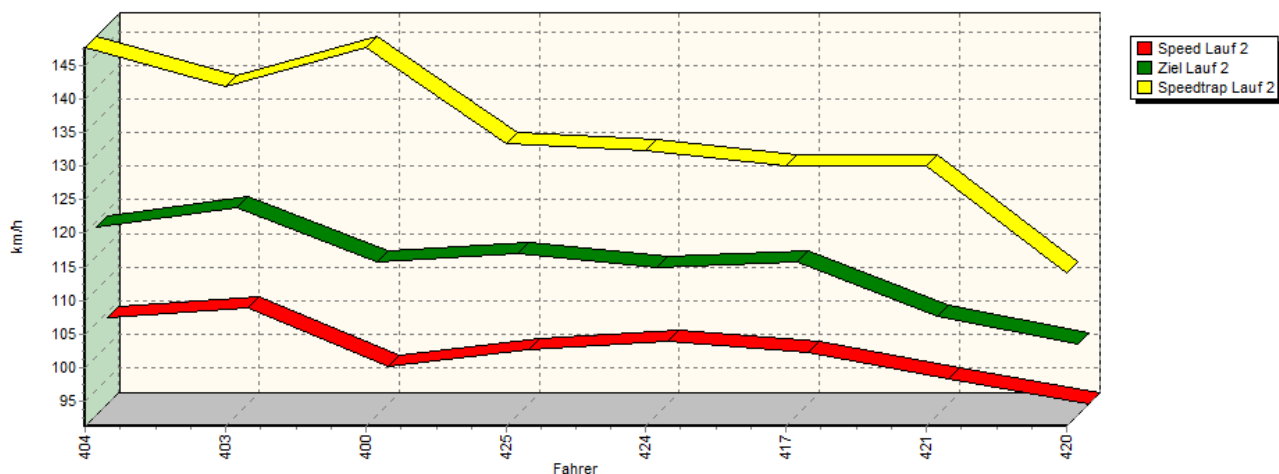
Sektor-Diagramm (Start) Lauf 1



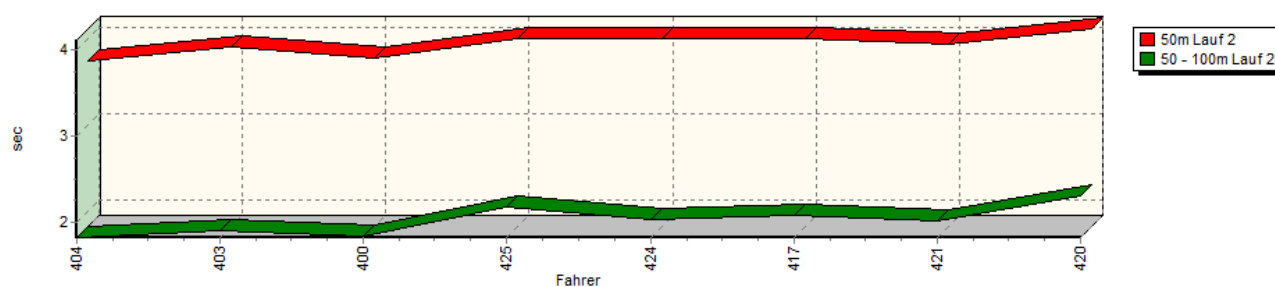
Sektor-Diagramm (Rest) Lauf 1



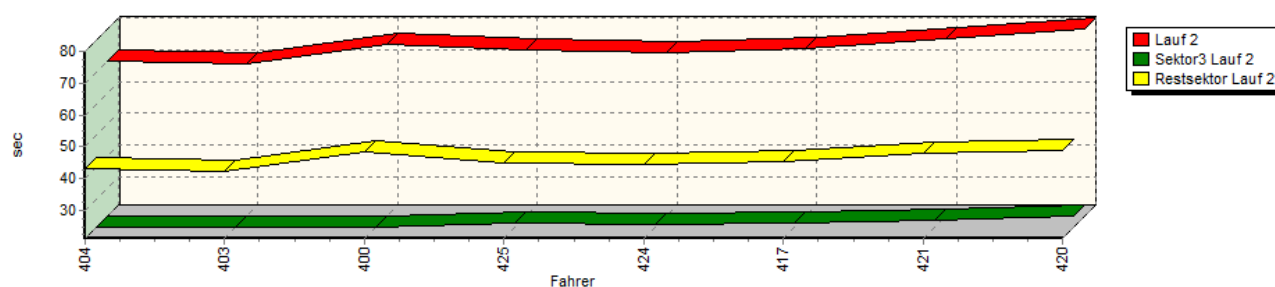
Sektorzeiten & Speeds - Rennen - Gruppe H (DMSB) bis 1300 ccm - Klasse 34
Speed-Diagramm Lauf 2



Sektor-Diagramm (Start) Lauf 2

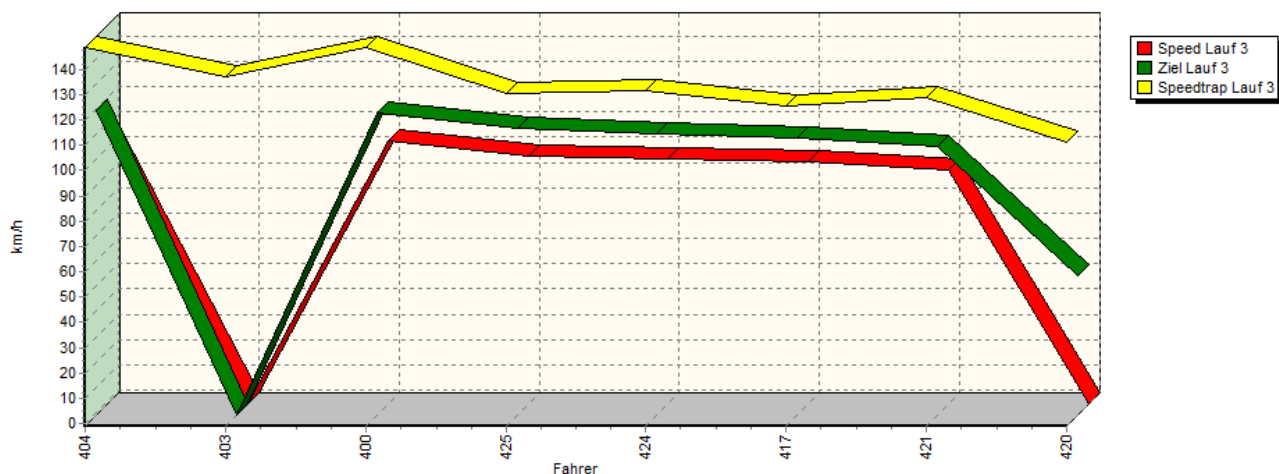


Sektor-Diagramm (Rest) Lauf 2

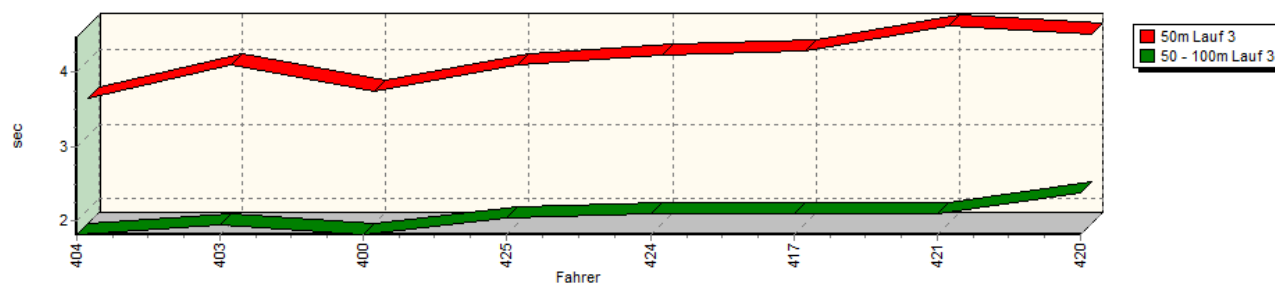


Sektorzeiten & Speeds - Rennen - Gruppe H (DMSB) bis 1300 ccm - Klasse 34

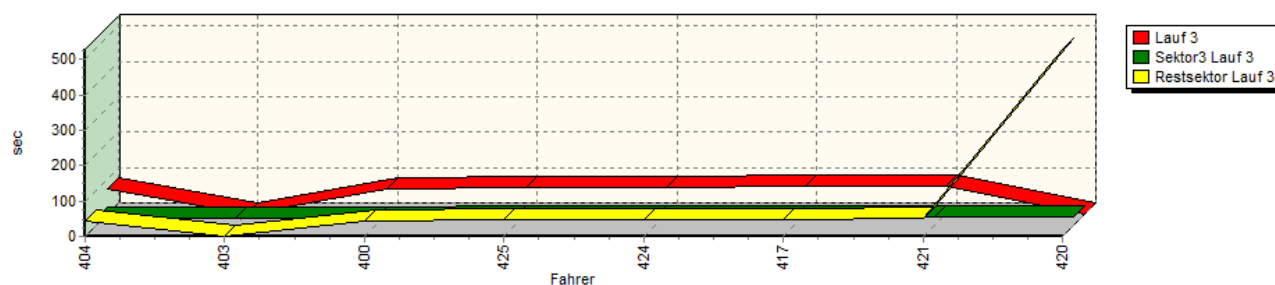
Speed-Diagramm Lauf 3



Sektor-Diagramm (Start) Lauf 3

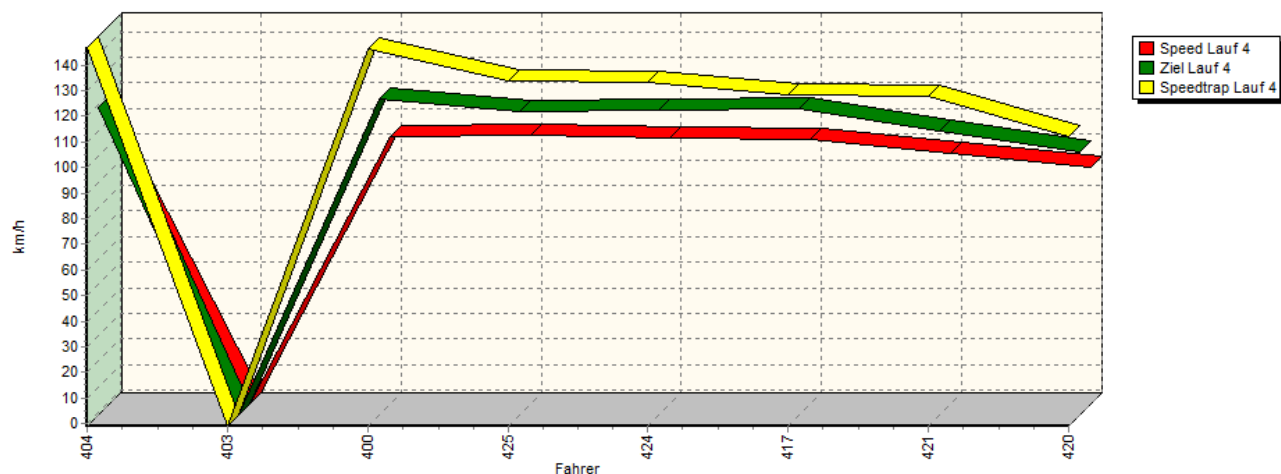


Sektor-Diagramm (Rest) Lauf 3

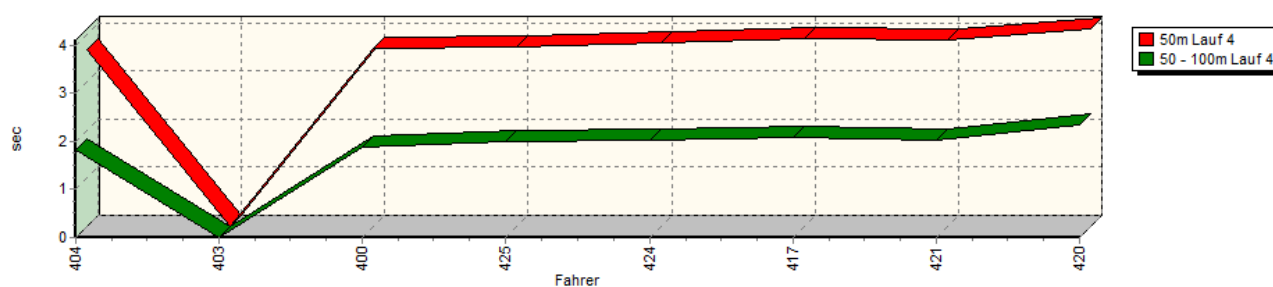


Sektorzeiten & Speeds - Rennen - Gruppe H (DMSB) bis 1300 ccm - Klasse 34

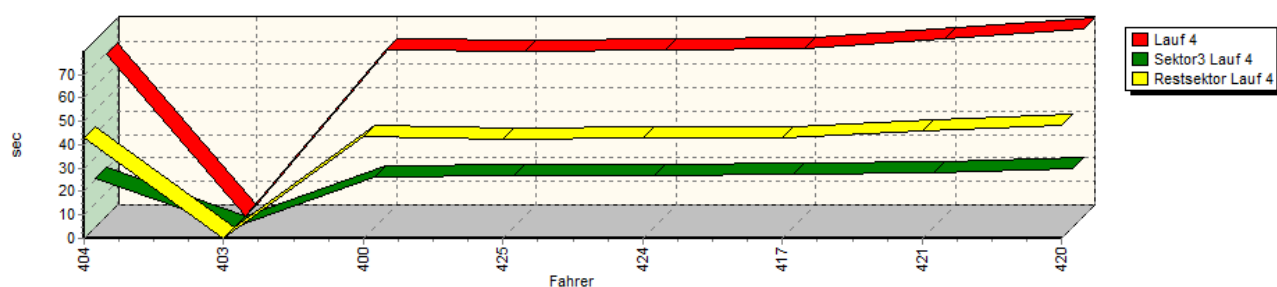
Speed-Diagramm Lauf 4



Sektor-Diagramm (Start) Lauf 4



Sektor-Diagramm (Rest) Lauf 4



Rg.	Nr.	Sektor 1 (50m)	Sektor 2 (50-100m)	Sektor 3	Speed Trap	Sektor 4	Speed (Ziel)	Laufzeit	Speed (Lauf)	
1	404	WEIßDORN Franz		VW Polo I						
		Lauf 1:	00:03.623	00:01.811	00:20.472	150,41 km/h	00:41.295	122,17 km/h	01:07.201	108,75 km/h
		Lauf 2:	00:03.756	00:01.826	00:21.228	147,66 km/h	00:43.315	119,21 km/h	01:10.125	104,21 km/h
		Lauf 3:	00:03.491	00:01.813	00:20.457	148,54 km/h	00:43.642	119,66 km/h	01:09.403	105,30 km/h
		Lauf 4:	00:03.682	00:01.828	00:21.013	146,91 km/h	00:42.834	119,26 km/h	01:09.357	105,37 km/h

Sektorzeiten & Speeds - Rennen - Gruppe H (DMSB) bis 1300 ccm - Klasse 34

Rg.	Nr.		Sektor 1 (50m)	Sektor 2 (50-100m)	Sektor 3	Speed Trap	Sektor 4	Speed (Ziel)	Laufzeit	Speed (Lauf)
2	403	EBENHÖH Armin	VW Polo Minichberger 16V							
		Lauf 1:	00:03.800	00:01.899	00:21.130	142,21 km/h	00:40.393	123,43 km/h	01:07.222	108,71 km/h
		Lauf 2:	00:03.913	00:01.914	00:21.295	141,89 km/h	00:42.074	122,13 km/h	01:09.196	105,61 km/h
		Lauf 3:	00:03.951	00:01.944	00:21.521	137,23 km/h	*	* km/h	A	* km/h
		Lauf 4:	*	*	*	* km/h	*	* km/h	*	* km/h
3	400	KONRAD Manfred	VW Corrado							
		Lauf 1:	00:03.715	00:01.840	00:20.616	148,84 km/h	00:41.202	124,54 km/h	01:07.373	108,47 km/h
		Lauf 2:	00:03.777	00:01.835	00:21.159	147,58 km/h	00:48.626	114,14 km/h	01:15.397	96,93 km/h
		Lauf 3:	00:03.592	00:01.822	00:20.864	148,62 km/h	00:44.557	118,25 km/h	01:10.835	103,17 km/h
		Lauf 4:	00:03.712	00:01.879	00:21.548	146,52 km/h	00:43.680	122,36 km/h	01:10.819	103,19 km/h
4	425	HELLBERG Marcel	VW Polo							
		Lauf 1:	00:03.750	00:01.989	00:21.805	134,02 km/h	00:42.425	117,68 km/h	01:09.969	104,45 km/h
		Lauf 2:	00:04.013	00:02.189	00:22.440	133,45 km/h	00:44.829	115,41 km/h	01:13.471	99,47 km/h
		Lauf 3:	00:03.949	00:02.034	00:22.815	130,67 km/h	00:46.761	112,54 km/h	01:15.559	96,72 km/h
		Lauf 4:	00:03.735	00:02.001	00:21.846	134,11 km/h	00:42.570	117,60 km/h	01:10.152	104,17 km/h
5	424	LOHMANN Frank	VW Polo 8V							
		Lauf 1:	00:03.947	00:02.044	00:22.053	134,59 km/h	00:42.594	117,06 km/h	01:10.638	103,46 km/h
		Lauf 2:	00:04.006	00:02.037	00:22.255	132,34 km/h	00:44.341	113,26 km/h	01:12.639	100,61 km/h
		Lauf 3:	00:04.081	00:02.088	00:22.842	131,34 km/h	00:47.420	110,20 km/h	01:16.431	95,62 km/h
		Lauf 4:	00:03.830	00:02.022	00:22.045	133,30 km/h	00:43.174	117,85 km/h	01:11.071	102,83 km/h
6	417	HÖRNIG Christof	VW Polo II 8V							
		Lauf 1:	00:03.955	00:02.078	00:22.628	130,58 km/h	00:42.845	115,04 km/h	01:11.506	102,20 km/h
		Lauf 2:	00:04.006	00:02.084	00:22.684	129,96 km/h	00:45.114	114,07 km/h	01:13.888	98,91 km/h
		Lauf 3:	00:04.139	00:02.092	00:23.262	125,71 km/h	00:47.844	108,49 km/h	01:17.337	94,50 km/h
		Lauf 4:	00:03.910	00:02.095	00:22.747	128,52 km/h	00:42.679	118,60 km/h	01:11.431	102,31 km/h
7	421	STREIBERGER Klaus	VW Polo 86C							
		Lauf 1:	00:03.805	00:02.022	00:22.870	130,70 km/h	00:45.111	112,04 km/h	01:13.808	99,01 km/h
		Lauf 2:	00:03.936	00:02.017	00:23.232	130,11 km/h	00:47.758	106,01 km/h	01:16.943	94,98 km/h
		Lauf 3:	00:04.473	00:02.096	00:23.679	128,70 km/h	00:49.706	105,01 km/h	01:19.954	91,40 km/h
		Lauf 4:	00:03.882	00:02.011	00:23.515	127,94 km/h	00:46.104	110,16 km/h	01:15.512	96,78 km/h
8	420	HÜLSMANN Markus	VW Golf I 8V							
		Lauf 1:	00:04.074	00:02.308	00:24.614	114,05 km/h	00:47.603	105,27 km/h	01:18.599	92,98 km/h
		Lauf 2:	00:04.121	00:02.307	00:24.690	114,14 km/h	00:48.936	101,93 km/h	01:20.054	91,29 km/h
		Lauf 3:	00:04.361	00:02.366	00:25.521	111,12 km/h	08:48.710	54,13 km/h	A	* km/h
		Lauf 4:	00:04.107	00:02.335	00:24.974	112,24 km/h	00:48.557	101,62 km/h	01:19.973	91,38 km/h