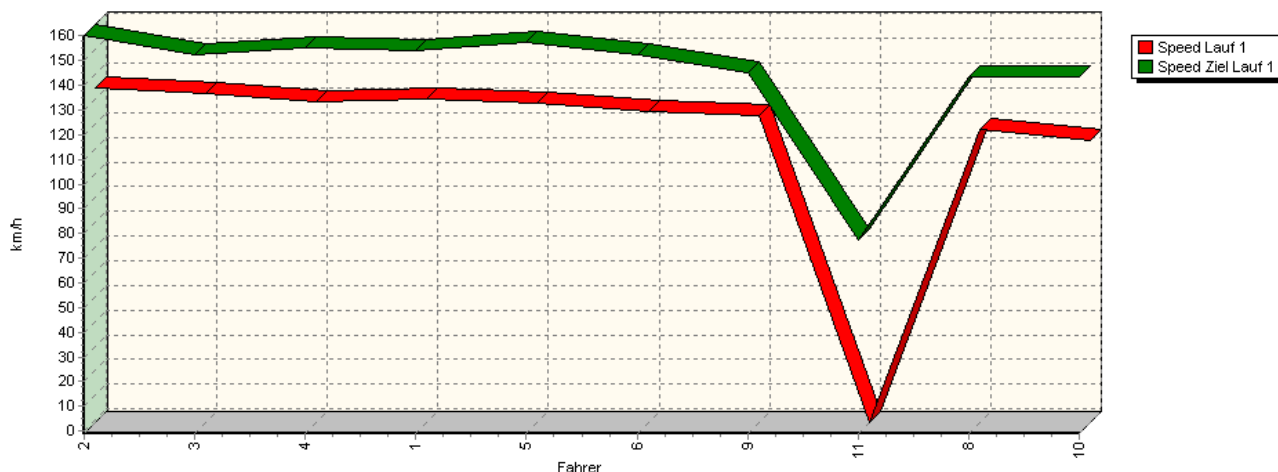
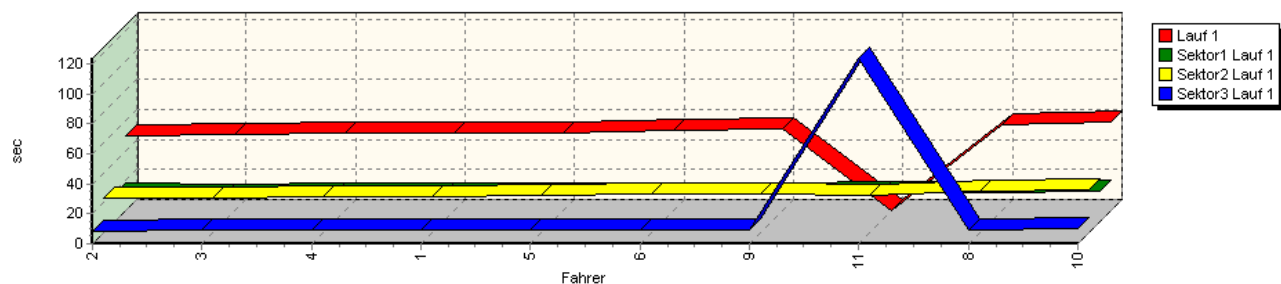


## Sektorzeiten & Speeds - Groupe E2-SS (D,E) Classe 37 plus de 2000 à 3000 ccm

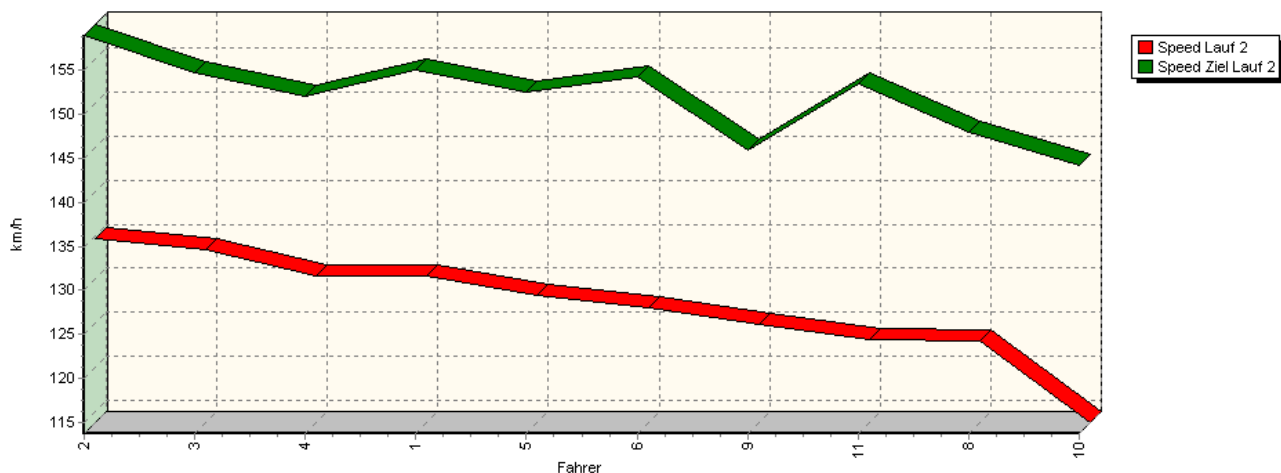
Speed-Diagramm Lauf 1



Sektor-Diagramm (Rest) Lauf 1

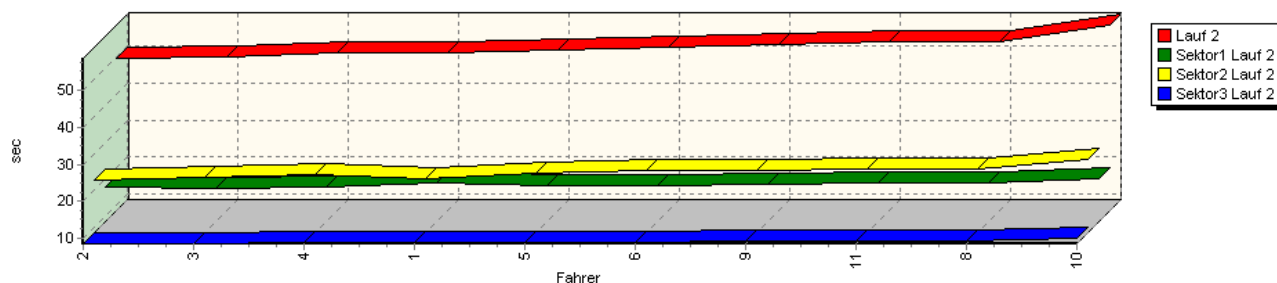


Speed-Diagramm Lauf 2

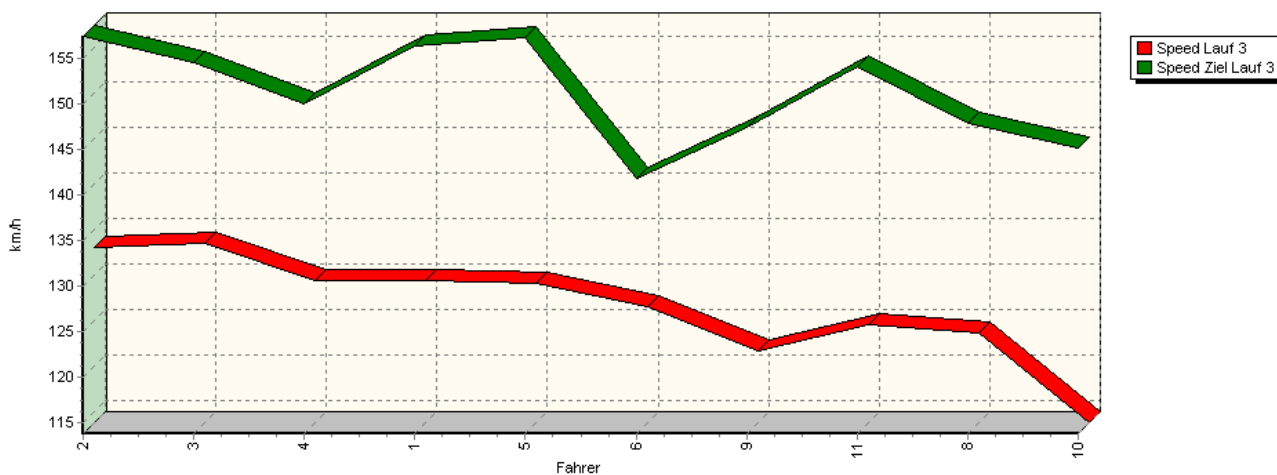


## Sektorzeiten & Speeds - Groupe E2-SS (D,E) Classe 37 plus de 2000 à 3000 ccm

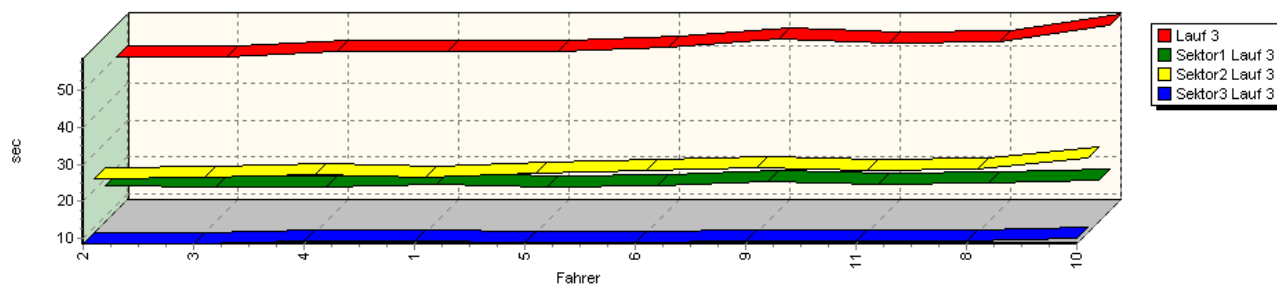
Sektor-Diagramm (Rest) Lauf 2



Speed-Diagramm Lauf 3



Sektor-Diagramm (Rest) Lauf 3



Rg.	Nr.	Sektor 1	Sektor 2	Sektor 3	Speed Ziel	Laufzeit	Speed (Lauf)	
1	2	<b>STEINER Marcel</b>		Osella-Zytek FA30				
		Lauf 1:	00:18.252	00:22.745	00:08.546	160,21 km/h	00:49.543	134,43 km/h
		Lauf 2:	00:18.079	00:22.803	00:08.588	158,87 km/h	00:49.470	134,63 km/h
		Lauf 3:	00:18.216	00:23.244	00:08.598	157,37 km/h	00:50.058	133,05 km/h



**European Hill Race**  
**Bergrennen Eschdorf**  
**3. - 5. Mai 2013**  
Luxemburger Bergmeisterschaft 2013  
Deutsche Bergmeisterschaft 2013



**Sektorzeiten & Speeds - Groupe E2-SS (D,E) Classe 37 plus de 2000 à 3000 ccm**

Rg.	Nr.	Sektor 1	Sektor 2	Sektor 3	Speed Ziel	Laufzeit	Speed (Lauf)	
2	3	<b>HAUSER David</b>		Dallara SRE-CH GP2				
		Lauf 1:	00:17.843	00:23.256	00:09.198	152,13 km/h	00:50.297	132,41 km/h
		Lauf 2:	00:17.684	00:23.514	00:08.755	154,66 km/h	00:49.953	133,33 km/h
		Lauf 3:	00:17.768	00:23.463	00:08.681	154,56 km/h	00:49.912	133,43 km/h
3	4	<b>BERGUERAND Eric</b>		Lola-Cosworth FA99				
		Lauf 1:	00:18.265	00:24.354	00:08.982	155,15 km/h	00:51.601	129,07 km/h
		Lauf 2:	00:17.871	00:24.243	00:08.957	151,99 km/h	00:51.071	130,41 km/h
		Lauf 3:	00:17.899	00:24.415	00:09.160	150,02 km/h	00:51.474	129,38 km/h
4	1	<b>DEMUTH Guy</b>		Osella-Zytek FA30				
		Lauf 1:	00:18.560	00:23.662	00:09.040	154,01 km/h	00:51.262	129,92 km/h
		Lauf 2:	00:19.004	00:23.008	00:09.088	155,01 km/h	00:51.100	130,33 km/h
		Lauf 3:	00:18.753	00:23.510	00:09.173	156,28 km/h	00:51.436	129,48 km/h
5	5	<b>THOMAS Alban</b>		Reynard-Mugen 01L				
		Lauf 1:	00:18.033	00:24.883	00:09.031	157,40 km/h	00:51.947	128,21 km/h
		Lauf 2:	00:18.136	00:24.696	00:09.131	152,52 km/h	00:51.963	128,17 km/h
		Lauf 3:	00:18.055	00:24.591	00:08.906	157,25 km/h	00:51.552	129,19 km/h
6	6	<b>HUGENTOBLE Simon</b>		Reynard-Cosworth 92D				
		Lauf 1:	00:18.241	00:25.913	00:09.102	152,36 km/h	00:53.256	125,06 km/h
		Lauf 2:	00:18.339	00:25.365	00:08.805	154,25 km/h	00:52.509	126,83 km/h
		Lauf 3:	00:18.280	00:25.339	00:08.993	141,74 km/h	00:52.612	126,59 km/h
7	9	<b>ALLAIS Daniel</b>		Reynard-Judd 97D				
		Lauf 1:	00:18.734	00:25.878	00:09.451	145,07 km/h	00:54.063	123,19 km/h
		Lauf 2:	00:18.716	00:25.228	00:09.398	145,92 km/h	00:53.342	124,85 km/h
		Lauf 3:	00:19.397	00:26.000	00:09.323	147,35 km/h	00:54.720	121,71 km/h
8	11	<b>ROLLINGER Tommy</b>		Lola-Zytek B02/50				
		Lauf 1:	00:19.243	00:25.194	02:03.548	77,29 km/h	A	* km/h
		Lauf 2:	00:18.961	00:25.595	00:09.508	153,32 km/h	00:54.064	123,19 km/h
		Lauf 3:	00:18.758	00:25.345	00:09.364	154,11 km/h	00:53.467	124,56 km/h
9	8	<b>ROUSSEL Joel</b>		Lola-Zytek B02/50				
		Lauf 1:	00:19.495	00:27.548	00:09.677	143,18 km/h	00:56.720	117,42 km/h
		Lauf 2:	00:18.936	00:25.842	00:09.321	147,96 km/h	00:54.099	123,11 km/h
		Lauf 3:	00:18.838	00:25.788	00:09.245	147,89 km/h	00:53.871	123,63 km/h
10	10	<b>LOMBARDO Antoine</b>		Lola-Cosworth B99/50 Prost Juni				
		Lauf 1:	00:20.146	00:28.642	00:10.128	143,35 km/h	00:58.916	113,04 km/h
		Lauf 2:	00:20.218	00:28.231	00:10.073	144,17 km/h	00:58.522	113,80 km/h
		Lauf 3:	00:19.895	00:28.616	00:09.980	145,18 km/h	00:58.491	113,86 km/h