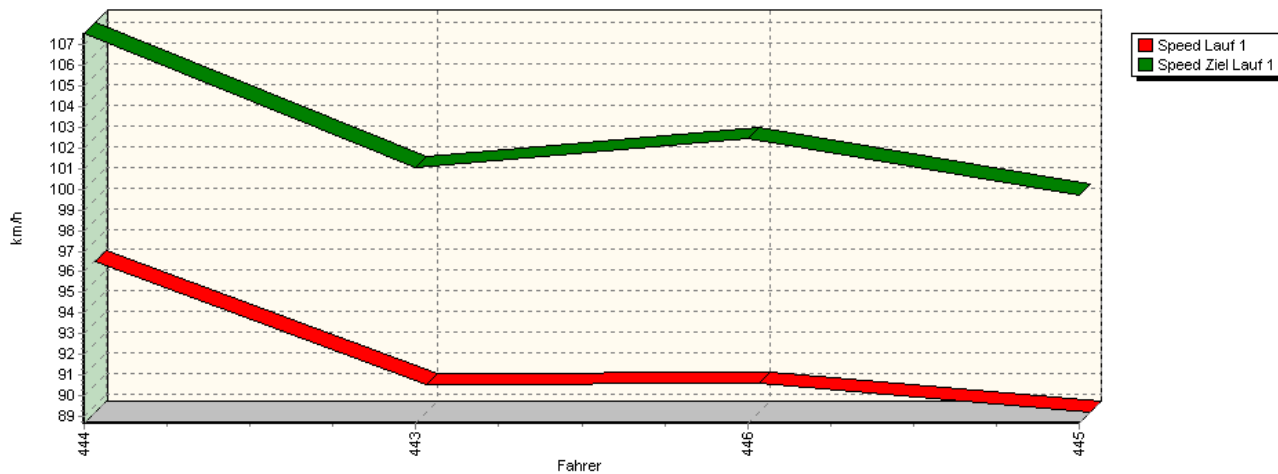


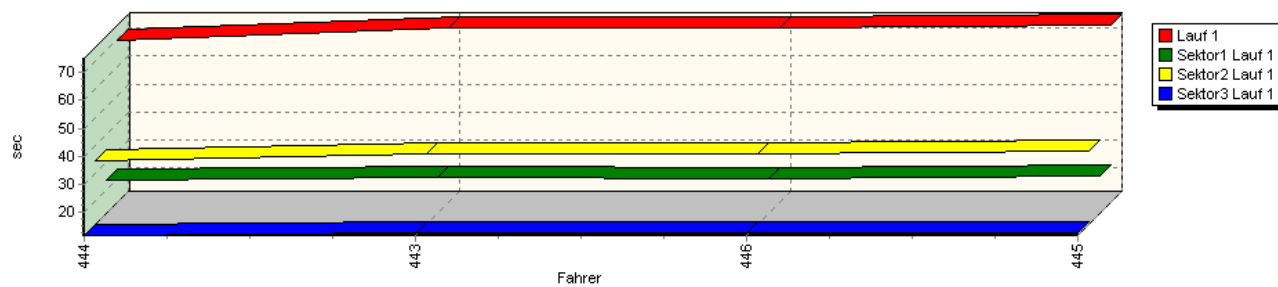
Sektorzeiten & Speeds - Gr. H 1150 + 1300 ccm

Gruppe H (DMSB) bis 1150 ccm - Klasse 41

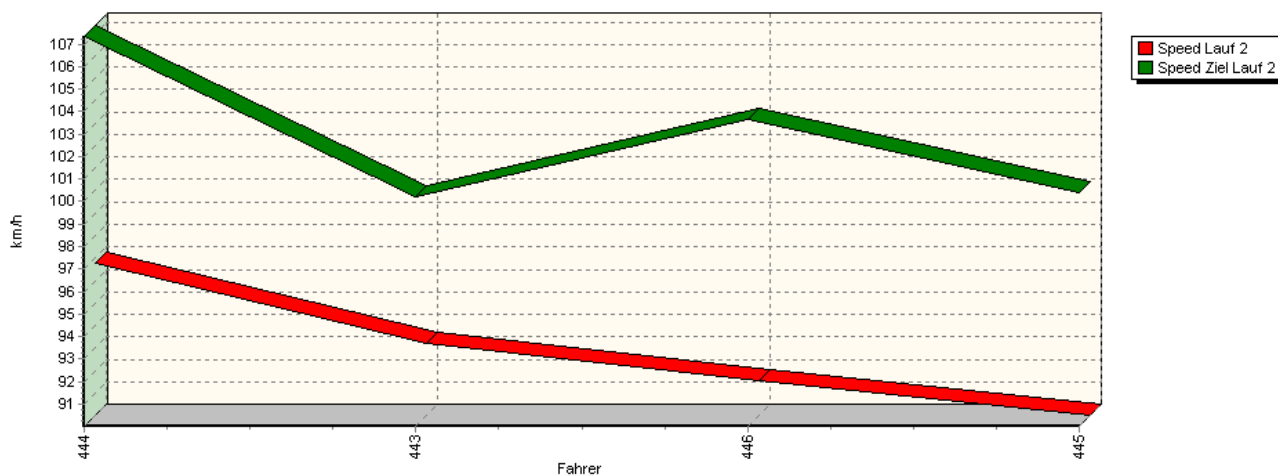
Speed-Diagramm Lauf 1



Sektor-Diagramm (Rest) Lauf 1

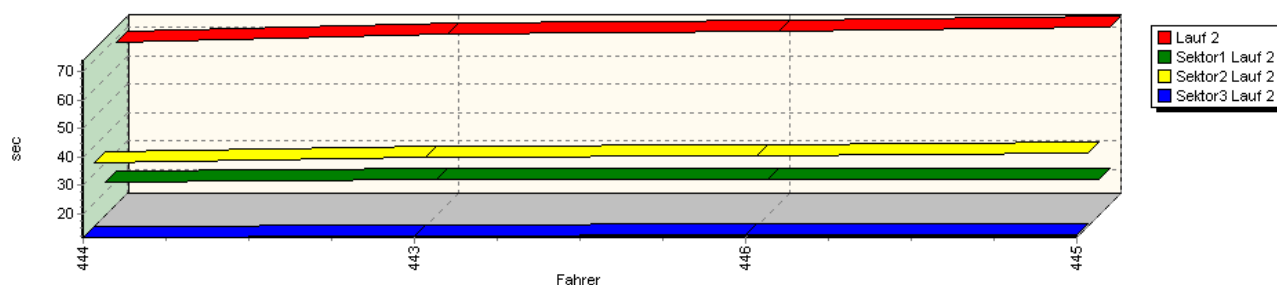


Speed-Diagramm Lauf 2

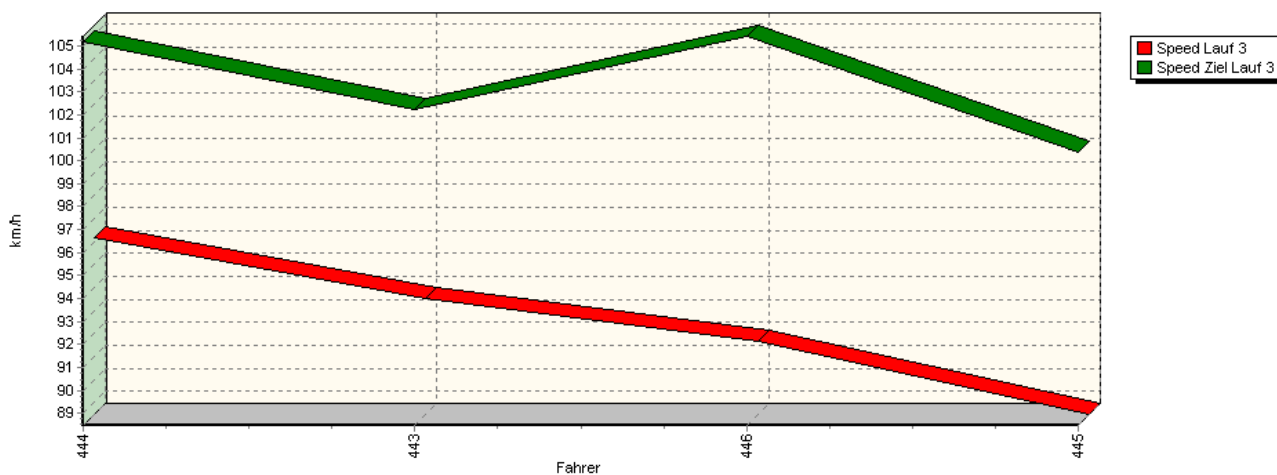


Sektorzeiten & Speeds - Gr. H 1150 + 1300 ccm

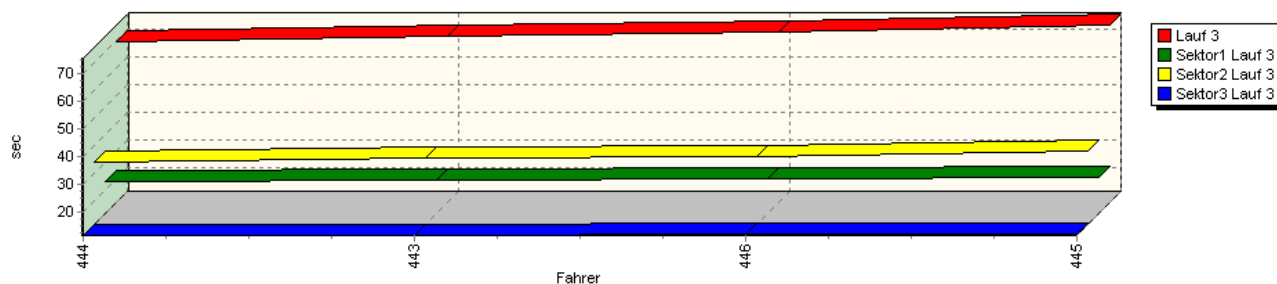
Sektor-Diagramm (Rest) Lauf 2



Speed-Diagramm Lauf 3



Sektor-Diagramm (Rest) Lauf 3



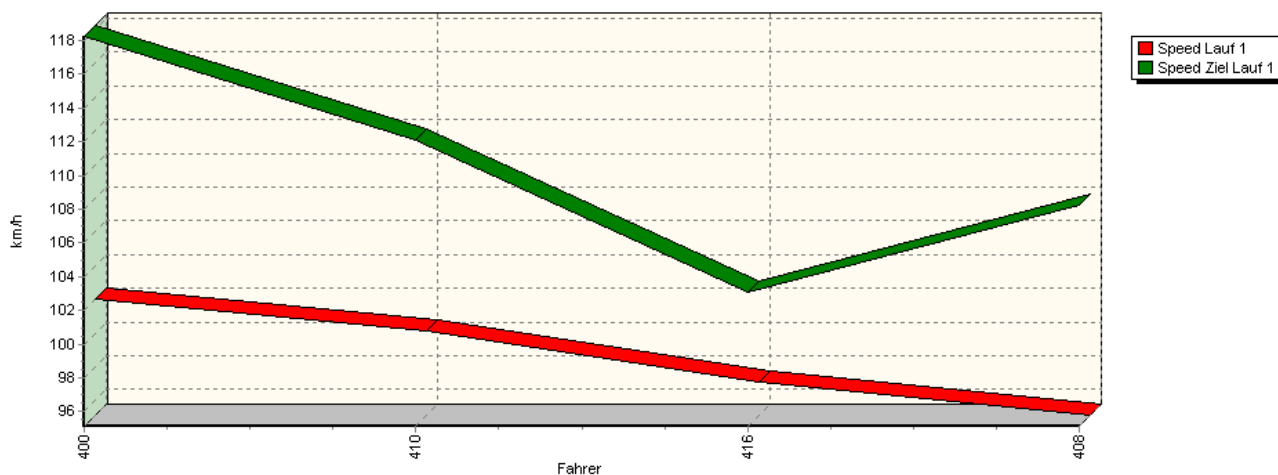
| Rg. | Nr. | Sektor 1 | Sektor 2 | Sektor 3 | Speed Ziel | Laufzeit | Speed (Lauf) | |
|-----|-----|-------------------------|-----------|-----------------------------|------------|-------------|--------------|------------|
| 1 | 444 | HEßBERGER Jürgen | | Fiat 127 Sport Martini Rac. | | | | |
| | | Lauf 1: | 00:23.625 | 00:34.227 | 00:11.567 | 107,57 km/h | 01:09.419 | 95,94 km/h |
| | | Lauf 2: | 00:23.337 | 00:34.020 | 00:11.451 | 107,34 km/h | 01:08.808 | 96,79 km/h |
| | | Lauf 3: | 00:23.156 | 00:34.228 | 00:11.859 | 105,16 km/h | 01:09.243 | 96,18 km/h |

Sektorzeiten & Speeds - Gr. H 1150 + 1300 ccm

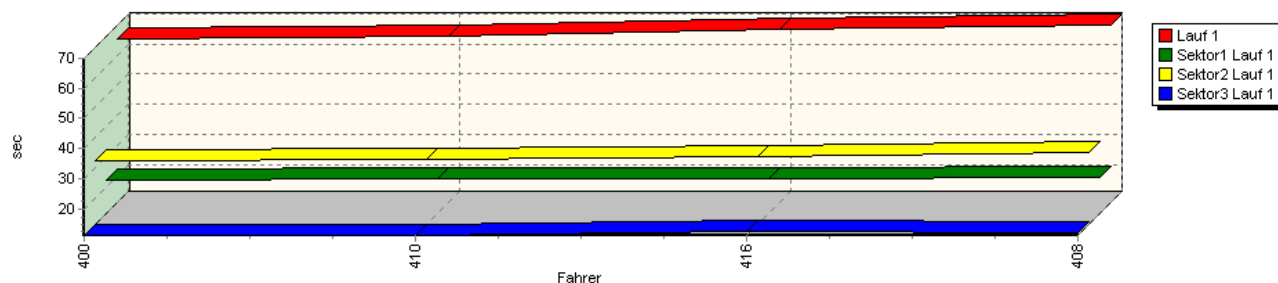
| Rg. | Nr. | Sektor 1 | Sektor 2 | Sektor 3 | Speed Ziel | Laufzeit | Speed (Lauf) |
|-----|-----|---------------------------|-------------------|-----------|-------------|-----------|--------------|
| 2 | 443 | RICHTER Peter | VW Capricorn Polo | | | | |
| | | Lauf 1: 00:24.407 | 00:37.134 | 00:12.477 | 101,03 km/h | 01:14.018 | 89,98 km/h |
| | | Lauf 2: 00:23.967 | 00:35.789 | 00:11.710 | 100,24 km/h | 01:11.466 | 93,19 km/h |
| | | Lauf 3: 00:23.938 | 00:35.495 | 00:11.791 | 102,23 km/h | 01:11.224 | 93,51 km/h |
| 3 | 446 | ANGELBERGER Volker | Audi 50 8V | | | | |
| | | Lauf 1: 00:24.176 | 00:37.011 | 00:12.762 | 102,45 km/h | 01:13.949 | 90,06 km/h |
| | | Lauf 2: 00:23.964 | 00:36.145 | 00:12.619 | 103,63 km/h | 01:12.728 | 91,57 km/h |
| | | Lauf 3: 00:24.385 | 00:35.965 | 00:12.316 | 105,42 km/h | 01:12.666 | 91,65 km/h |
| 4 | 445 | RAUCH Rolf | Fiat 128 Coupé | | | | |
| | | Lauf 1: 00:25.095 | 00:37.682 | 00:12.347 | 99,75 km/h | 01:15.124 | 88,65 km/h |
| | | Lauf 2: 00:24.296 | 00:37.353 | 00:12.340 | 100,42 km/h | 01:13.989 | 90,01 km/h |
| | | Lauf 3: 00:24.907 | 00:37.925 | 00:12.450 | 100,37 km/h | 01:15.282 | 88,47 km/h |

Gruppe H (DMSB) bis 1300 ccm - Klasse 42

Speed-Diagramm Lauf 1

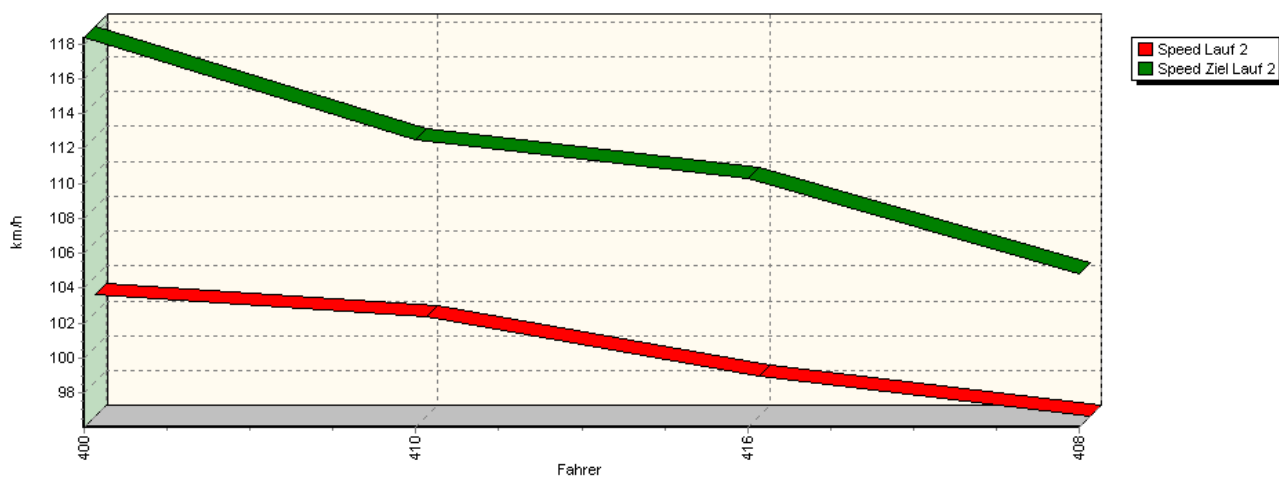


Sektor-Diagramm (Rest) Lauf 1

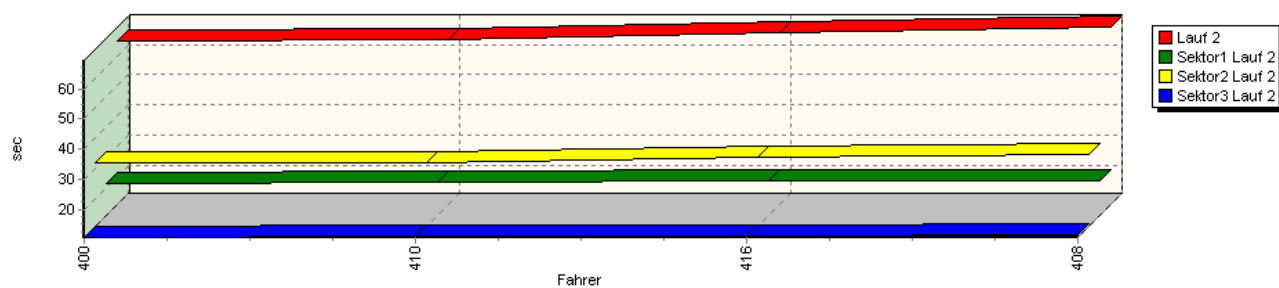


Sektorzeiten & Speeds - Gr. H 1150 + 1300 ccm

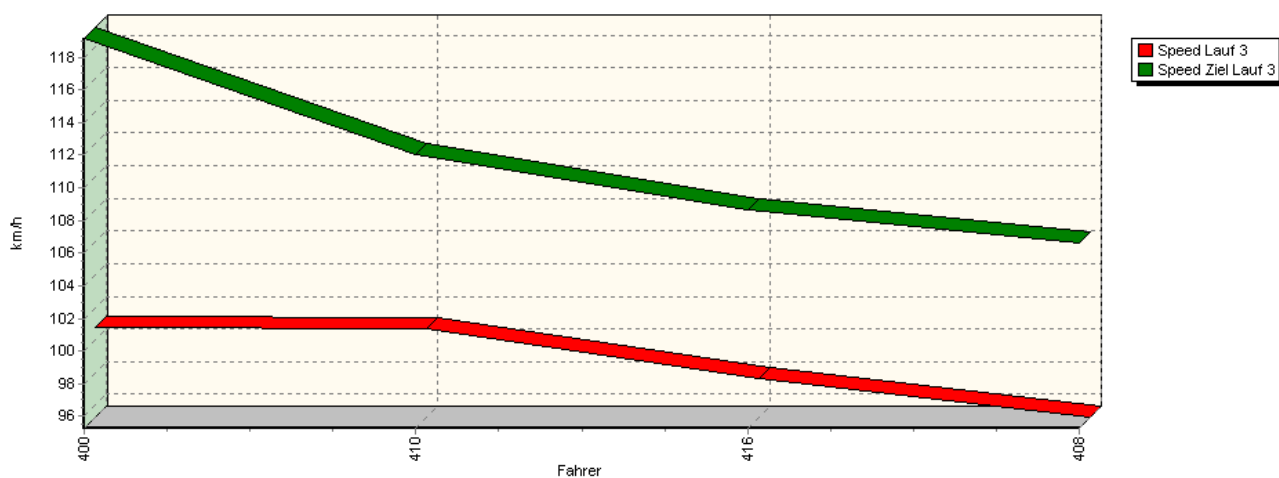
Speed-Diagramm Lauf 2



Sektor-Diagramm (Rest) Lauf 2

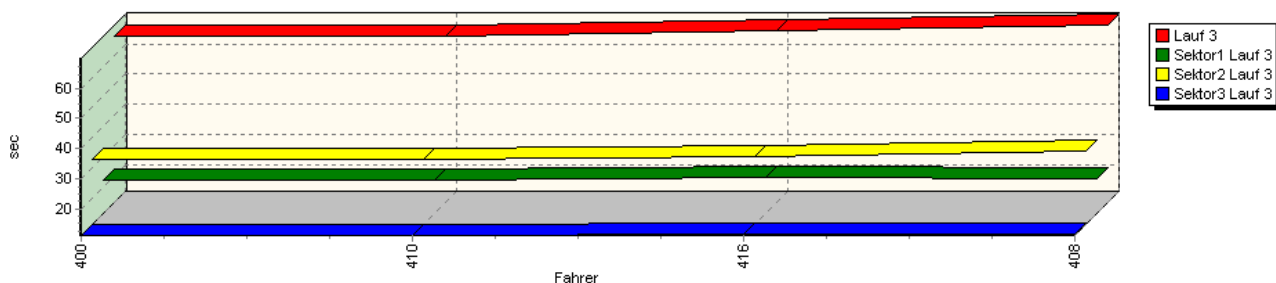


Speed-Diagramm Lauf 3



Sektorzeiten & Speeds - Gr. H 1150 + 1300 ccm

Sektor-Diagramm (Rest) Lauf 3



| Rg. | Nr. | Sektor 1 | Sektor 2 | Sektor 3 | Speed Ziel | Laufzeit | Speed (Lauf) |
|-----|-----|------------------------|----------------|-----------|-------------|-----------|--------------|
| 1 | 400 | KONRAD Manfred | VW Corrado | | | | |
| | | Lauf 1: 00:21.906 | 00:32.194 | 00:11.162 | 118,25 km/h | 01:05.262 | 102,05 km/h |
| | | Lauf 2: 00:21.614 | 00:31.957 | 00:11.064 | 118,37 km/h | 01:04.635 | 103,04 km/h |
| | | Lauf 3: 00:22.290 | 00:32.606 | 00:11.175 | 119,15 km/h | 01:06.071 | 100,80 km/h |
| 2 | 410 | GÖTZL Helmut | VW Polo | | | | |
| | | Lauf 1: 00:22.666 | 00:32.834 | 00:11.041 | 112,09 km/h | 01:06.541 | 100,09 km/h |
| | | Lauf 2: 00:22.024 | 00:32.048 | 00:11.399 | 112,54 km/h | 01:05.471 | 101,72 km/h |
| | | Lauf 3: 00:22.195 | 00:32.636 | 00:11.322 | 112,05 km/h | 01:06.153 | 100,68 km/h |
| 3 | 416 | LOHMANN Frank | VW Polo 86C 8V | | | | |
| | | Lauf 1: 00:22.711 | 00:33.687 | 00:12.202 | 103,10 km/h | 01:08.600 | 97,09 km/h |
| | | Lauf 2: 00:22.656 | 00:33.702 | 00:11.372 | 110,30 km/h | 01:07.730 | 98,33 km/h |
| | | Lauf 3: 00:23.037 | 00:33.683 | 00:11.464 | 108,62 km/h | 01:08.184 | 97,68 km/h |
| 4 | 408 | HÜLSMANN Markus | VW Golf I | | | | |
| | | Lauf 1: 00:23.019 | 00:35.111 | 00:11.885 | 108,25 km/h | 01:10.015 | 95,12 km/h |
| | | Lauf 2: 00:22.668 | 00:34.832 | 00:11.843 | 104,79 km/h | 01:09.343 | 96,04 km/h |
| | | Lauf 3: 00:22.845 | 00:35.442 | 00:11.617 | 106,60 km/h | 01:09.904 | 95,27 km/h |