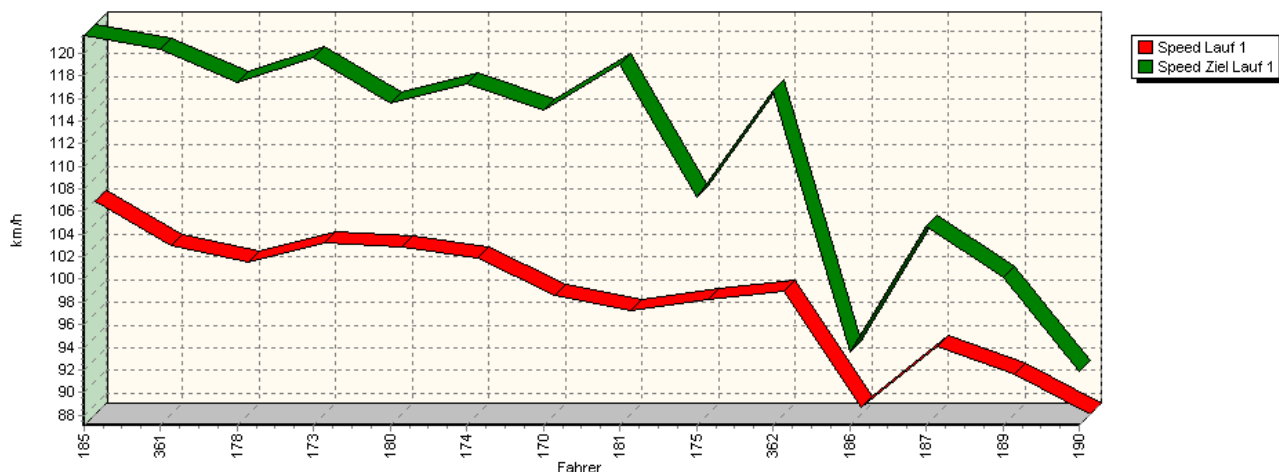
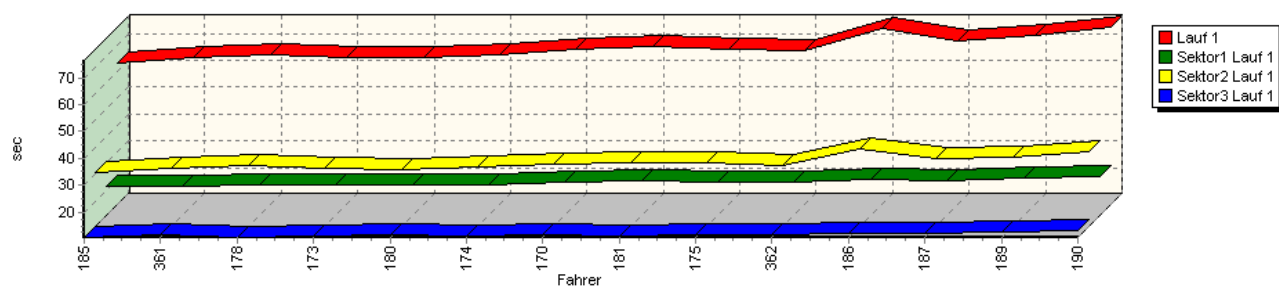


Sektorzeiten & Speeds - Groupe E1-nat./-EX/-RACB/FS(DMSB) Cl. 22d jusqu'à 1600 ccm

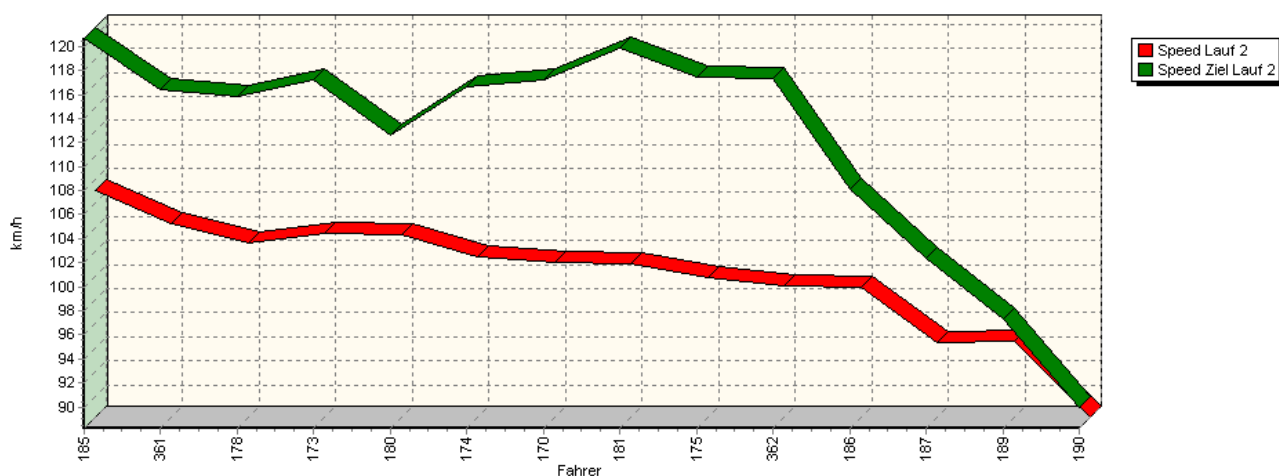
Speed-Diagramm Lauf 1



Sektor-Diagramm (Rest) Lauf 1

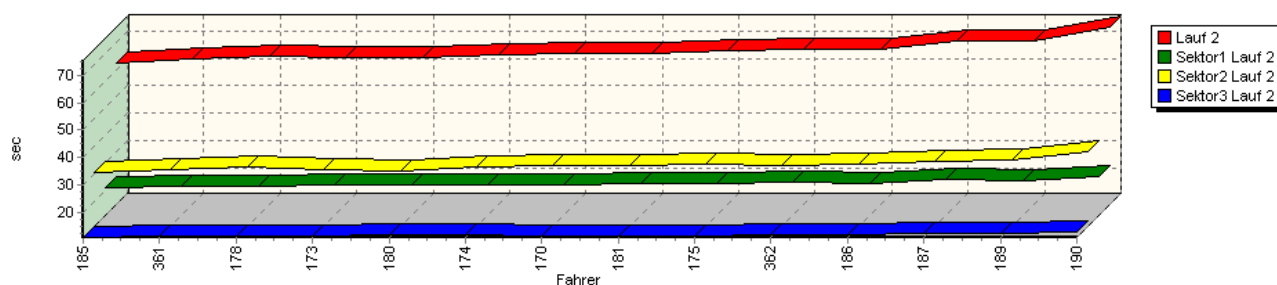


Speed-Diagramm Lauf 2

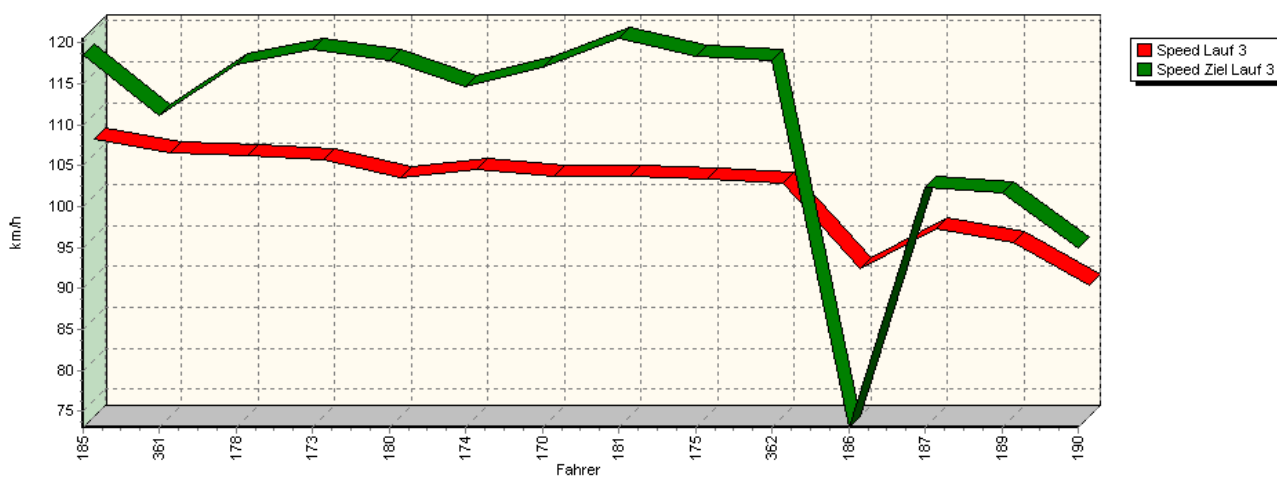


Sektorzeiten & Speeds - Groupe E1-nat./-EX/-RACB/FS(DMSB) Cl. 22d jusqu'à 1600 ccm

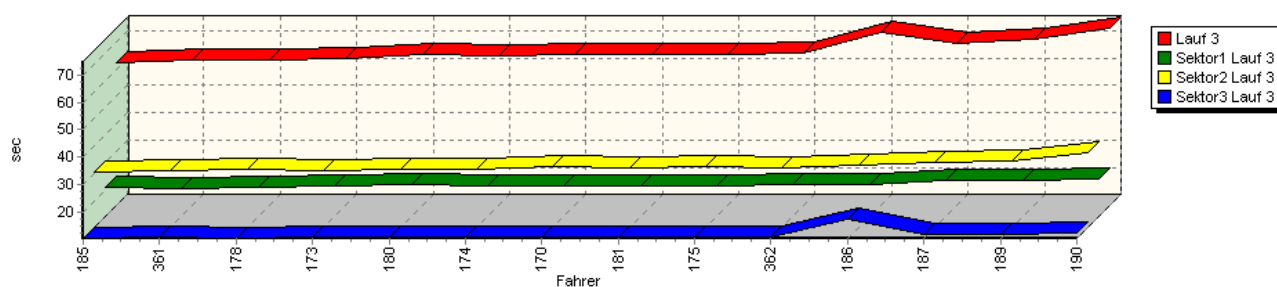
Sektor-Diagramm (Rest) Lauf 2



Speed-Diagramm Lauf 3



Sektor-Diagramm (Rest) Lauf 3



Rg.	Nr.	Sektor 1	Sektor 2	Sektor 3	Speed Ziel	Laufzeit	Speed (Lauf)	
1	185	PISANO Egidio		VW Spiess-Golf 16V				
		Lauf 1:	00:21.459	00:30.774	00:10.662	121,58 km/h	01:02.895	105,89 km/h
		Lauf 2:	00:21.003	00:30.535	00:10.626	120,66 km/h	01:02.164	107,14 km/h
		Lauf 3:	00:21.157	00:30.531	00:10.641	118,58 km/h	01:02.329	106,85 km/h



European Hill Race

Bergrennen Eschdorf

3. - 5. Mai 2013

Luxemburger und Belgische Bergmeisterschaft 2013

Deutsche Bergmeisterschaft 2013



Sektorzeiten & Speeds - Groupe E1-nat./-EX/-RACB/FS(DMSB) Cl. 22d jusqu'à 1600 ccm

Rg.	Nr.	Sektor 1	Sektor 2	Sektor 3	Speed Ziel	Laufzeit	Speed (Lauf)	
2	361	KLINGELBERGER Thomas VW Polo Kit Car						
		Lauf 1:	00:21.515	00:32.203	00:11.562	120,39 km/h	01:05.280	102,02 km/h
		Lauf 2:	00:21.224	00:31.255	00:11.384	116,36 km/h	01:03.863	104,29 km/h
		Lauf 3:	00:20.780	00:31.387	00:11.092	111,12 km/h	01:03.259	105,28 km/h
3	178	STELBERG André VW Schneider Polo I 16V						
		Lauf 1:	00:21.907	00:33.446	00:10.889	117,41 km/h	01:06.242	100,54 km/h
		Lauf 2:	00:21.304	00:32.608	00:10.951	115,79 km/h	01:04.863	102,68 km/h
		Lauf 3:	00:21.087	00:31.779	00:10.647	117,32 km/h	01:03.513	104,86 km/h
4	173	AUCHTER Tobias Opel Zöllner Corsa GSI 16V						
		Lauf 1:	00:21.723	00:32.274	00:11.101	119,65 km/h	01:05.098	102,31 km/h
		Lauf 2:	00:21.732	00:31.457	00:11.130	117,23 km/h	01:04.319	103,55 km/h
		Lauf 3:	00:21.493	00:31.238	00:11.105	119,22 km/h	01:03.836	104,33 km/h
5	180	MAIER Helmut VW Spiess-Golf						
		Lauf 1:	00:22.100	00:31.781	00:11.465	115,60 km/h	01:05.346	101,92 km/h
		Lauf 2:	00:21.784	00:31.147	00:11.451	112,56 km/h	01:04.382	103,44 km/h
		Lauf 3:	00:22.176	00:31.710	00:11.301	117,89 km/h	01:05.187	102,17 km/h
6	174	HEINDRICHS Werner Opel Schneider Corsa 16V						
		Lauf 1:	00:21.991	00:32.907	00:11.125	117,25 km/h	01:06.023	100,87 km/h
		Lauf 2:	00:21.731	00:32.383	00:11.474	116,58 km/h	01:05.588	101,54 km/h
		Lauf 3:	00:21.626	00:31.773	00:11.153	114,63 km/h	01:04.552	103,17 km/h
7	170	VOSS Andreas VW Mischzyk-Golf						
		Lauf 1:	00:22.774	00:33.762	00:11.690	114,99 km/h	01:08.226	97,62 km/h
		Lauf 2:	00:21.802	00:32.775	00:11.305	117,16 km/h	01:05.882	101,09 km/h
		Lauf 3:	00:21.619	00:32.506	00:10.922	117,07 km/h	01:05.047	102,39 km/h
8	181	BRUNNER Thorsten VW Nemeth Golf 16V						
		Lauf 1:	00:23.573	00:34.393	00:11.249	118,97 km/h	01:09.215	96,22 km/h
		Lauf 2:	00:22.143	00:32.670	00:11.112	119,84 km/h	01:05.925	101,02 km/h
		Lauf 3:	00:21.871	00:32.091	00:11.138	120,57 km/h	01:05.100	102,30 km/h
9	175	SCHULTE Manfred Citroën AX 16V Kit Car						
		Lauf 1:	00:22.870	00:34.129	00:11.489	107,29 km/h	01:08.488	97,24 km/h
		Lauf 2:	00:22.244	00:33.301	00:11.120	117,41 km/h	01:06.665	99,90 km/h
		Lauf 3:	00:21.805	00:32.561	00:10.915	118,40 km/h	01:05.281	102,02 km/h
10	362	KOOB Franz Fiat Uno						
		Lauf 1:	00:22.912	00:33.377	00:11.651	116,67 km/h	01:07.940	98,03 km/h
		Lauf 2:	00:22.765	00:33.020	00:11.417	117,27 km/h	01:07.202	99,10 km/h
		Lauf 3:	00:22.332	00:32.125	00:11.190	117,89 km/h	01:05.647	101,45 km/h
11	186	BOEMER Didier Citroën C2 VTS						
		Lauf 1:	00:24.167	00:39.540	00:12.281	93,57 km/h	01:15.988	87,65 km/h
		Lauf 2:	00:22.347	00:33.199	00:11.675	108,18 km/h	01:07.221	99,08 km/h
		Lauf 3:	00:22.306	00:33.036	00:11.792	73,03 km/h	01:13.134	91,07 km/h
12	187	DARAND Anthony Peugeot 106						
		Lauf 1:	00:23.620	00:35.806	00:12.145	104,74 km/h	01:11.571	93,05 km/h
		Lauf 2:	00:23.990	00:34.293	00:12.241	102,32 km/h	01:10.524	94,44 km/h
		Lauf 3:	00:23.447	00:34.025	00:11.897	102,31 km/h	01:09.369	96,01 km/h
13	189	KRÜGER Thomas Honda Civic VTEC						
		Lauf 1:	00:24.521	00:36.410	00:12.580	100,20 km/h	01:13.511	90,60 km/h
		Lauf 2:	00:23.477	00:34.843	00:12.132	97,34 km/h	01:10.452	94,53 km/h
		Lauf 3:	00:23.447	00:34.862	00:12.286	101,66 km/h	01:10.595	94,34 km/h



European Hill Race
Bergrennen Eschdorf
3. - 5. Mai 2013
Luxemburger und Belgische Bergmeisterschaft 2013
Deutsche Bergmeisterschaft 2013



Sektorzeiten & Speeds - Groupe E1-nat./-EX/-RACB/FS(DMSB) Cl. 22d jusqu'à 1600 ccm

Rg.	Nr.		Sektor 1	Sektor 2	Sektor 3	Speed Ziel	Laufzeit	Speed (Lauf)
14	190	PAUTLER Romain		Honda CRX				
		Lauf 1:	00:25.045	00:38.240	00:13.185	91,81 km/h	01:16.470	87,09 km/h
		Lauf 2:	00:24.710	00:37.934	00:12.843	90,00 km/h	01:15.487	88,23 km/h
		Lauf 3:	00:24.388	00:37.610	00:12.796	95,02 km/h	01:14.794	89,04 km/h

