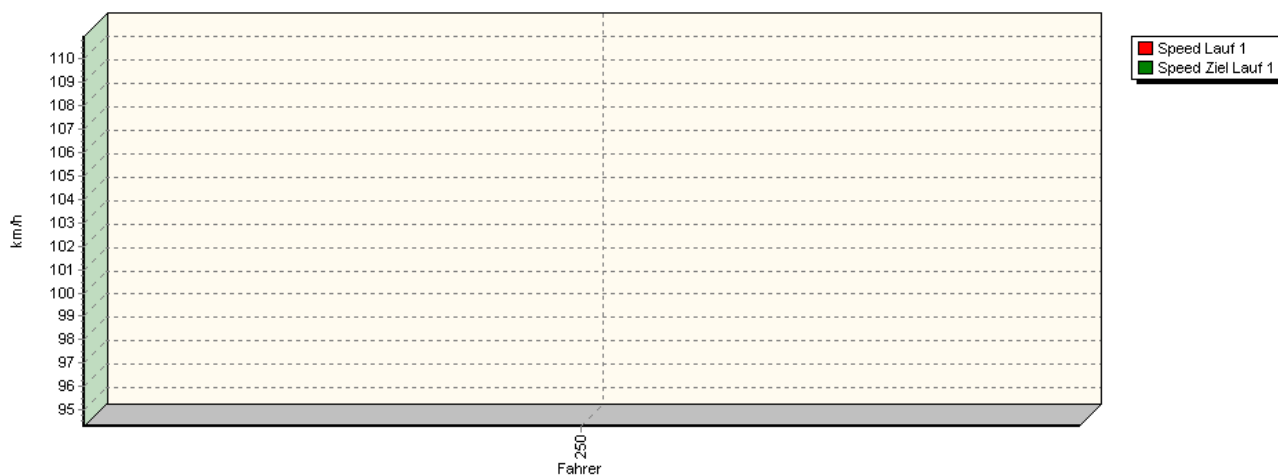


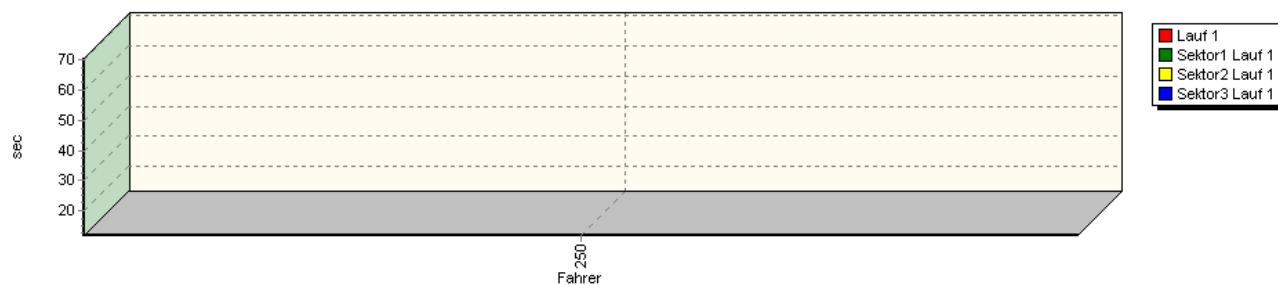
Sektorzeiten & Speeds - Gr. E1 1150,1300 + 1400 ccm

Groupe E1-nat./-EX/-RACB/FS(DMSB) Cl. 22a jusqu'à 1150 ccm

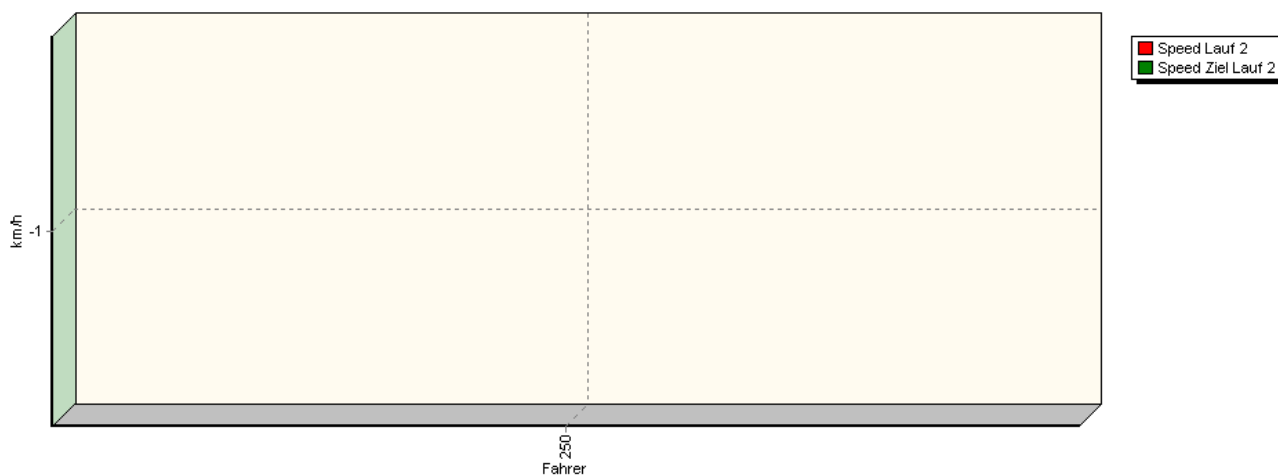
Speed-Diagramm Lauf 1



Sektor-Diagramm (Rest) Lauf 1

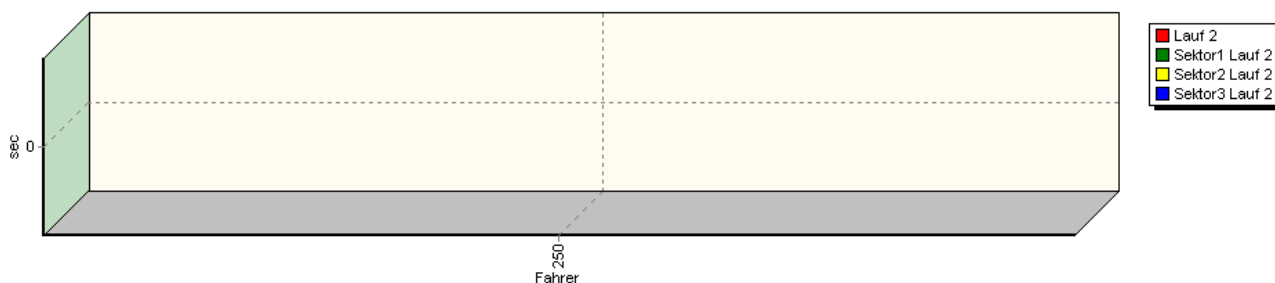


Speed-Diagramm Lauf 2

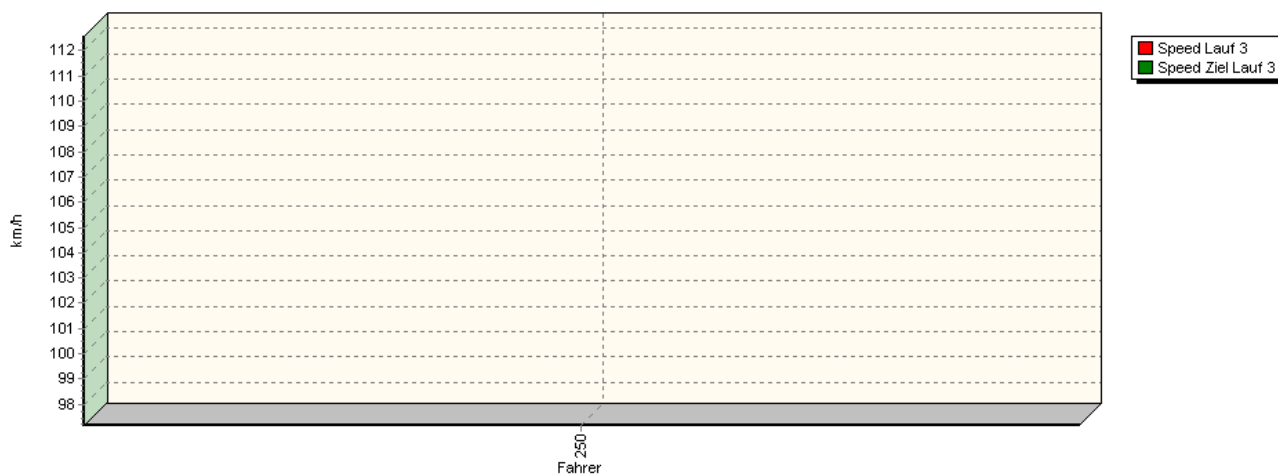


Sektorzeiten & Speeds - Gr. E1 1150,1300 + 1400 ccm

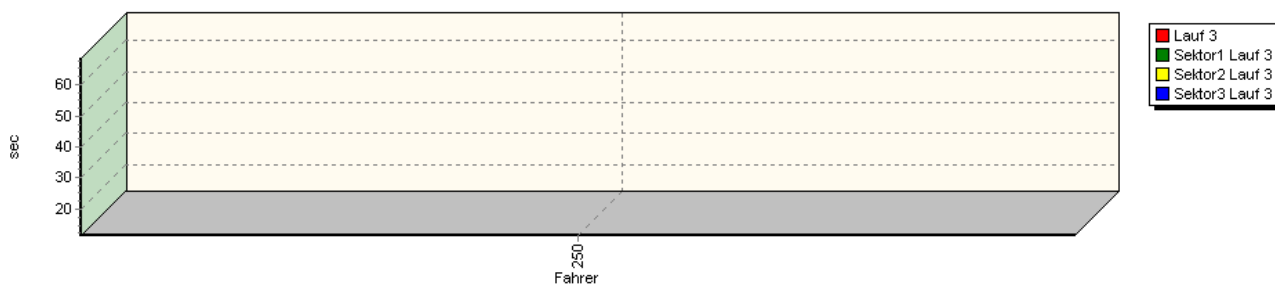
Sektor-Diagramm (Rest) Lauf 2



Speed-Diagramm Lauf 3



Sektor-Diagramm (Rest) Lauf 3

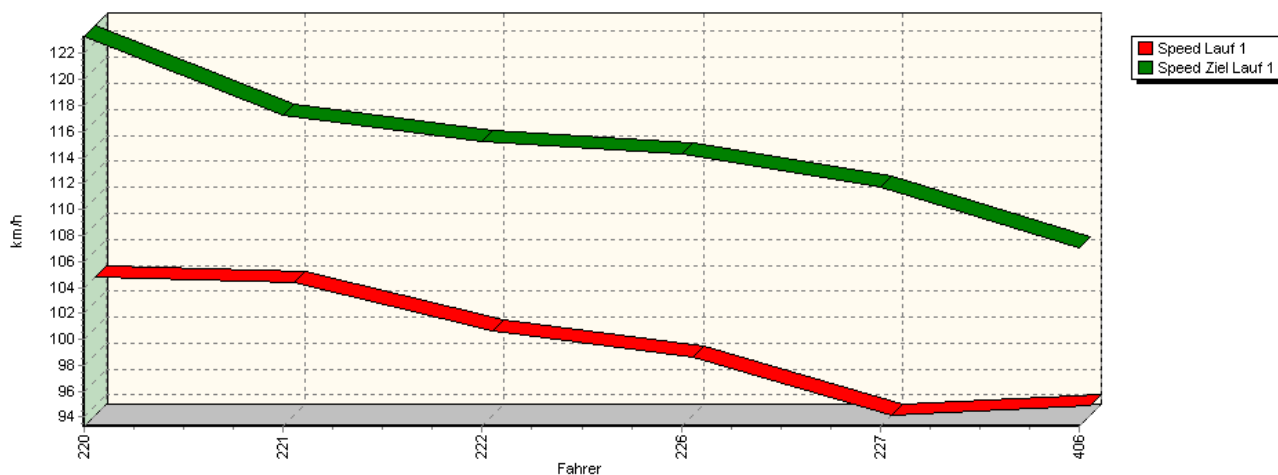


Rg.	Nr.	Sektor 1	Sektor 2	Sektor 3	Speed Ziel	Laufzeit	Speed (Lauf)
1	250	STELBERG Thomas	VW Schneider Polo Coupé 16V				
		Lauf 1: 00:23.064	00:35.730	00:11.828	110,97 km/h	01:10.622	94,30 km/h
		Lauf 2: *	*	*	* km/h	*	* km/h
		Lauf 3: 00:23.077	00:34.017	00:11.446	112,56 km/h	01:08.540	97,17 km/h

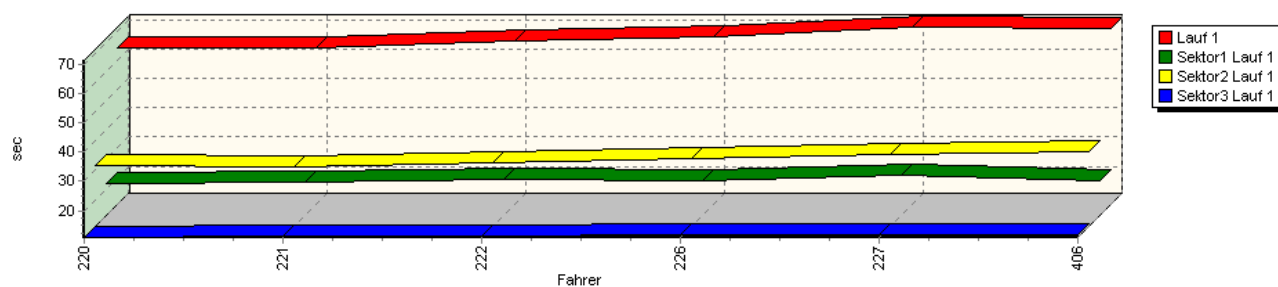
Sektorzeiten & Speeds - Gr. E1 1150,1300 + 1400 ccm

Groupe E1-nat./-EX/-RACB/FS(DMSB) Cl. 22b jusqu'à 1300 ccm

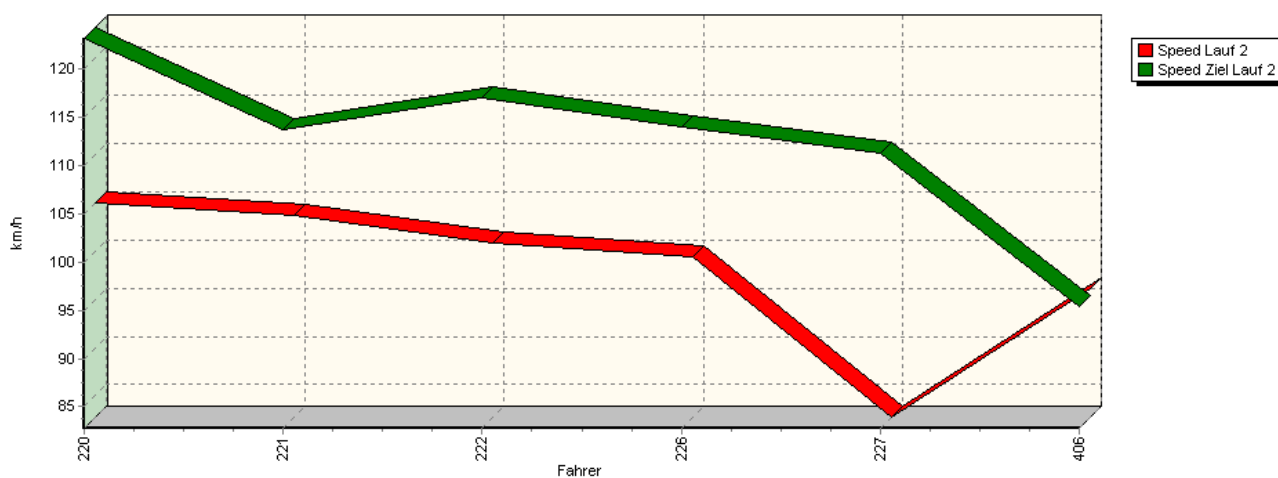
Speed-Diagramm Lauf 1



Sektor-Diagramm (Rest) Lauf 1

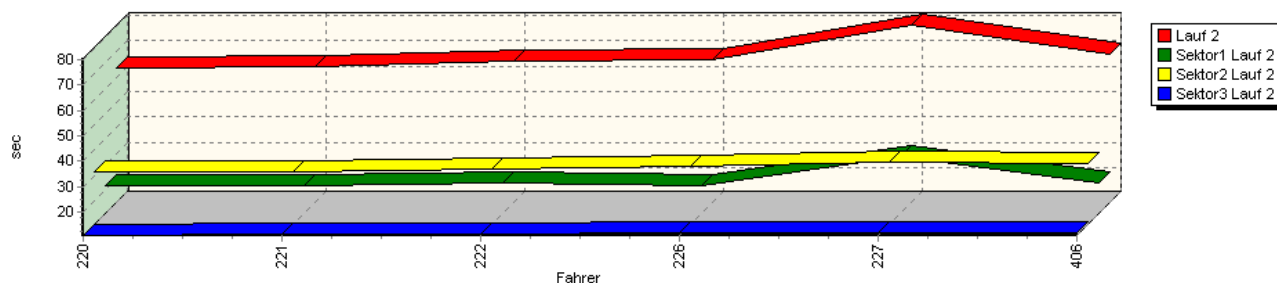


Speed-Diagramm Lauf 2



Sektorzeiten & Speeds - Gr. E1 1150,1300 + 1400 ccm

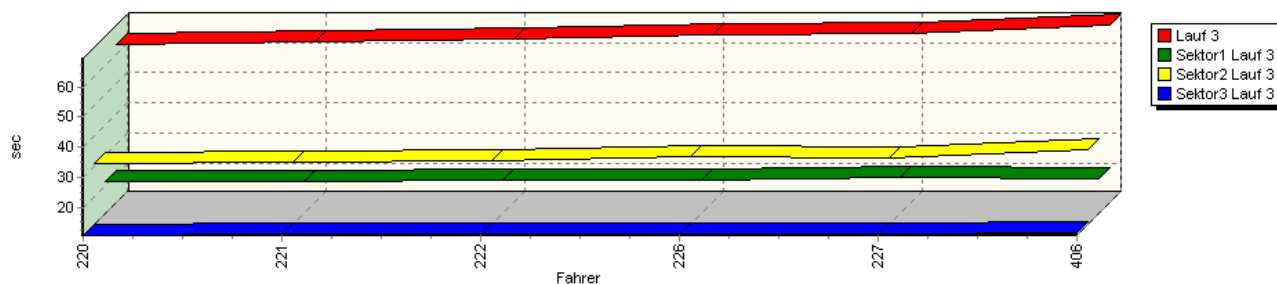
Sektor-Diagramm (Rest) Lauf 2



Speed-Diagramm Lauf 3



Sektor-Diagramm (Rest) Lauf 3

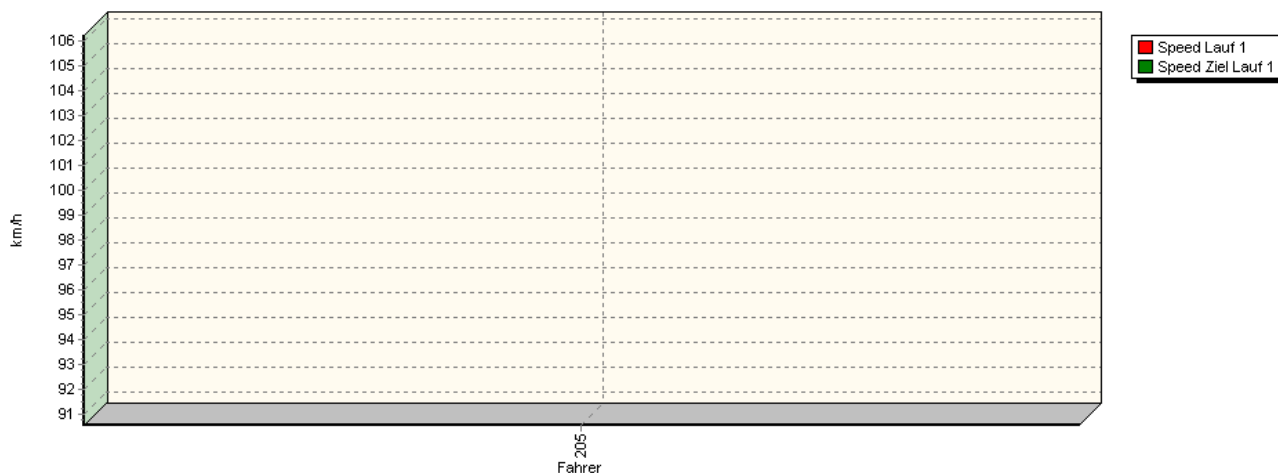


Rg.	Nr.	Sektor 1	Sektor 2	Sektor 3	Speed Ziel	Laufzeit	Speed (Lauf)	
1	220	WEIBDORN Franz		VW Polo				
		Lauf 1:	00:21.620	00:31.673	00:10.788	123,33 km/h	01:04.081	103,93 km/h
		Lauf 2:	00:21.472	00:31.205	00:10.768	123,19 km/h	01:03.445	104,97 km/h
		Lauf 3:	00:21.201	00:30.764	00:10.865	121,21 km/h	01:02.830	106,00 km/h

Sektorzeiten & Speeds - Gr. E1 1150,1300 + 1400 ccm

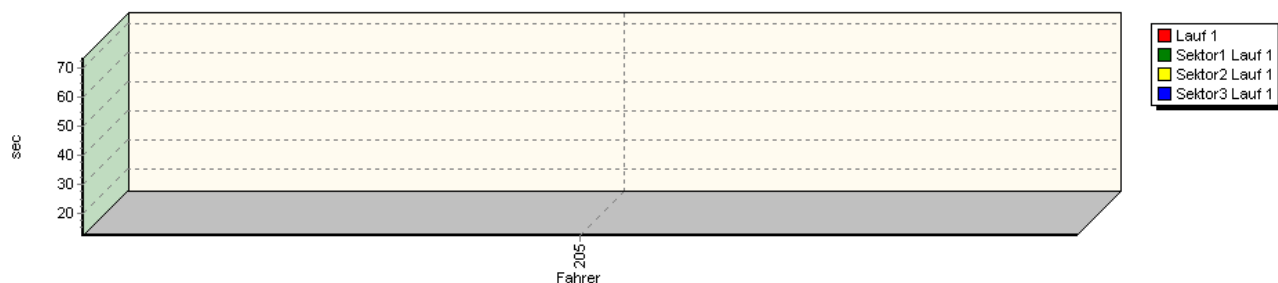
Rg.	Nr.	Sektor 1	Sektor 2	Sektor 3	Speed Ziel	Laufzeit	Speed (Lauf)	
2	221	BERNERT Klaus		VW Polo 16V				
		Lauf 1:	00:21.917	00:31.243	00:11.192	117,29 km/h	01:04.352	103,49 km/h
		Lauf 2:	00:21.430	00:31.386	00:11.401	113,71 km/h	01:04.217	103,71 km/h
		Lauf 3:	00:21.392	00:31.361	00:11.351	114,36 km/h	01:04.104	103,89 km/h
3	222	KLEINER Martin		VW Polo				
		Lauf 1:	00:22.959	00:32.521	00:11.250	115,26 km/h	01:06.730	99,80 km/h
		Lauf 2:	00:22.552	00:32.326	00:11.214	117,02 km/h	01:06.092	100,77 km/h
		Lauf 3:	00:22.026	00:31.784	00:11.140	115,47 km/h	01:04.950	102,54 km/h
4	226	WIEBE Hans-Peter		Renault R8 Gordini PWR				
		Lauf 1:	00:22.423	00:33.797	00:11.870	114,28 km/h	01:08.090	97,81 km/h
		Lauf 2:	00:21.884	00:33.438	00:11.733	114,08 km/h	01:07.055	99,32 km/h
		Lauf 3:	00:21.785	00:33.189	00:11.261	113,35 km/h	01:06.235	100,55 km/h
5	227	MARCHIONE Canio		Fiat 127				
		Lauf 1:	00:24.393	00:35.261	00:11.726	111,70 km/h	01:11.380	93,30 km/h
		Lauf 2:	00:33.132	00:35.482	00:11.861	111,26 km/h	01:20.475	82,76 km/h
		Lauf 3:	00:22.569	00:32.817	00:11.414	114,72 km/h	01:06.800	99,70 km/h
6	406	STREIBERGER Klaus		VW Polo 86C				
		Lauf 1:	00:22.684	00:36.227	00:11.898	107,07 km/h	01:10.809	94,06 km/h
		Lauf 2:	00:22.496	00:34.994	00:11.820	95,35 km/h	01:09.310	96,09 km/h
		Lauf 3:	00:22.323	00:35.398	00:11.666	106,51 km/h	01:09.387	95,98 km/h

Groupe E1-nat./-EX/-RACB/FS(DMSB) Cl. 22c jusqu'à 1400 ccm Speed-Diagramm Lauf 1

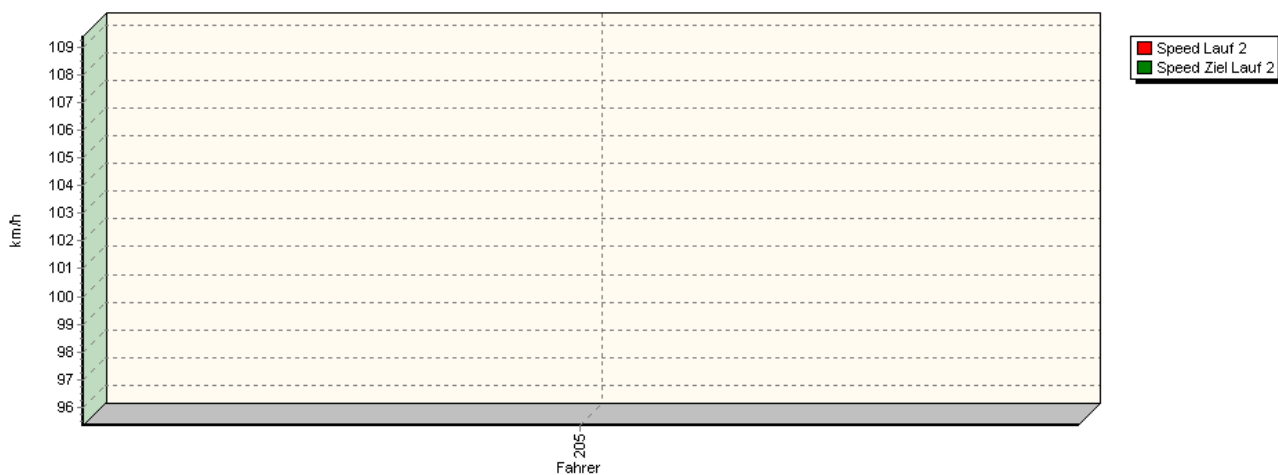


Sektorzeiten & Speeds - Gr. E1 1150,1300 + 1400 ccm

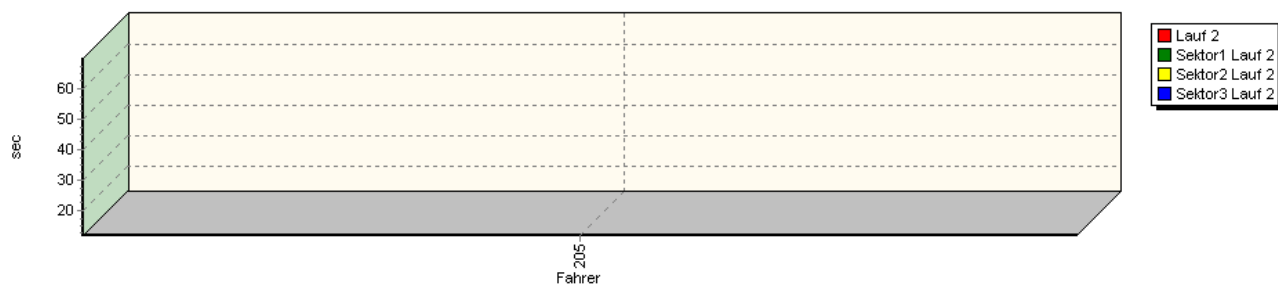
Sektor-Diagramm (Rest) Lauf 1



Speed-Diagramm Lauf 2

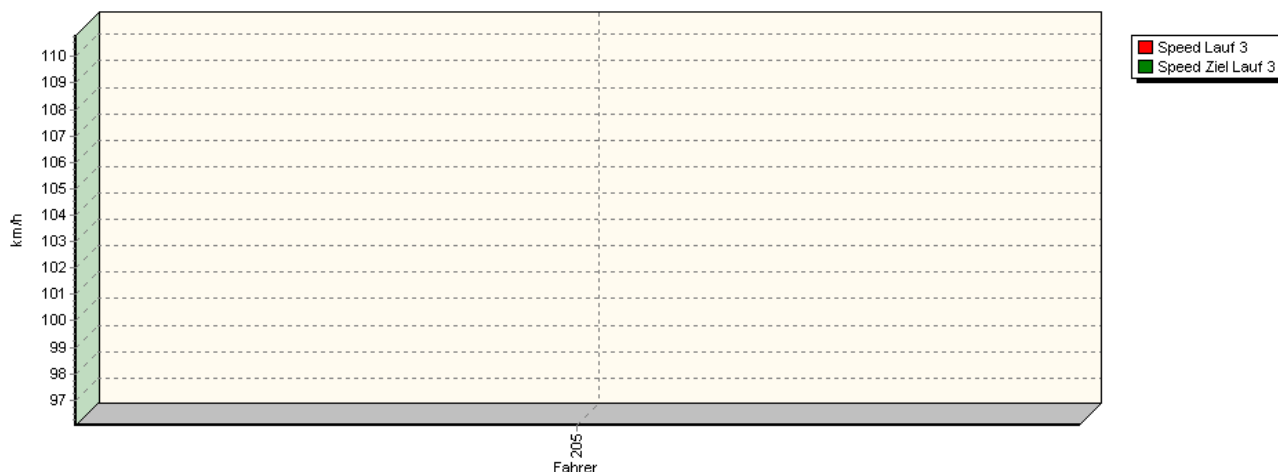


Sektor-Diagramm (Rest) Lauf 2

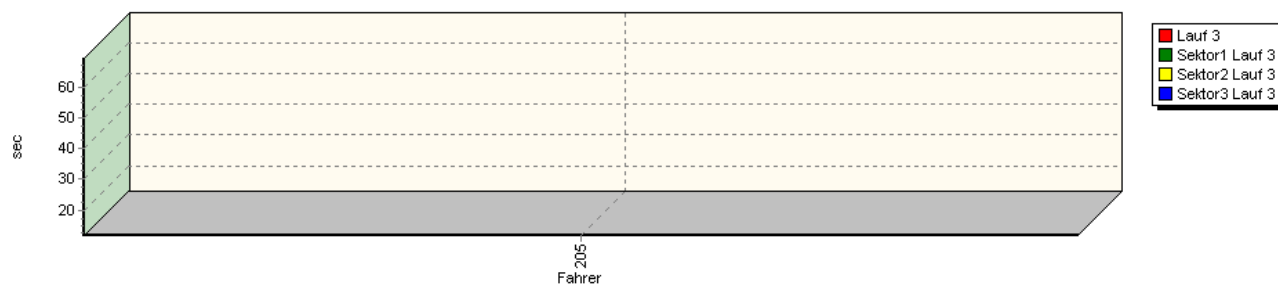


Sektorzeiten & Speeds - Gr. E1 1150,1300 + 1400 ccm

Speed-Diagramm Lauf 3



Sektor-Diagramm (Rest) Lauf 3



Rg.	Nr.	Sektor 1	Sektor 2	Sektor 3	Speed Ziel	Laufzeit	Speed (Lauf)	
1	205	TOGAERT Réginald		Peugeot 205 Rallye				
		Lauf 1:	00:24.068	00:37.338	00:12.135	106,25 km/h	01:13.541	90,56 km/h
		Lauf 2:	00:23.049	00:34.972	00:11.829	109,38 km/h	01:09.850	95,35 km/h
		Lauf 3:	00:23.064	00:34.482	00:11.791	110,80 km/h	01:09.337	96,05 km/h