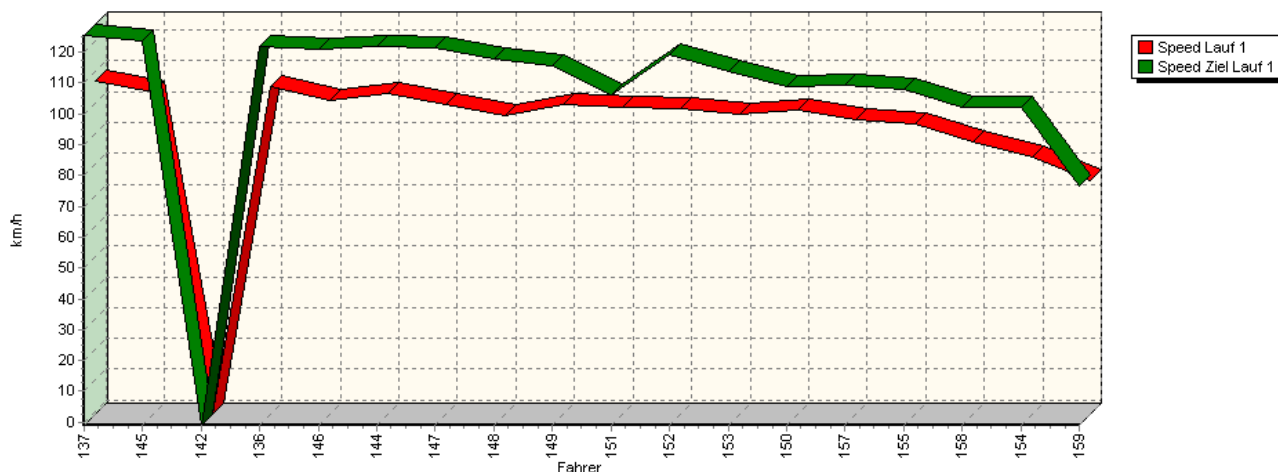
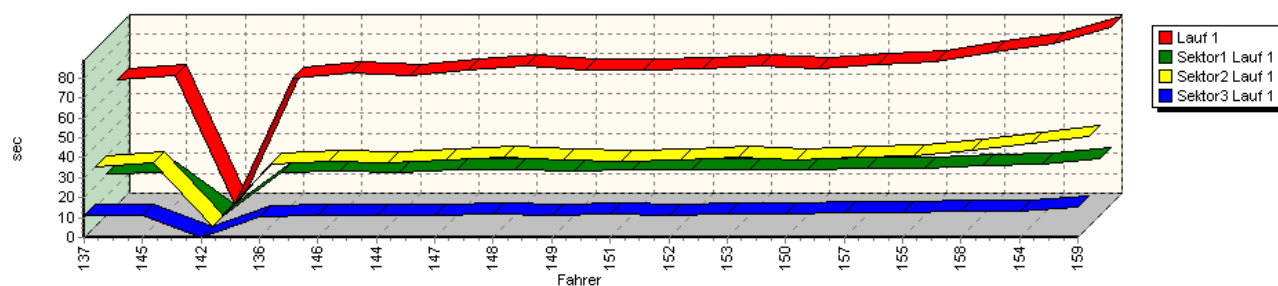


## Sektorzeiten & Speeds - Groupe E1-nat./-EX/-RACB/FS(DMSB) Cl. 23 jusqu'à 2000 ccm

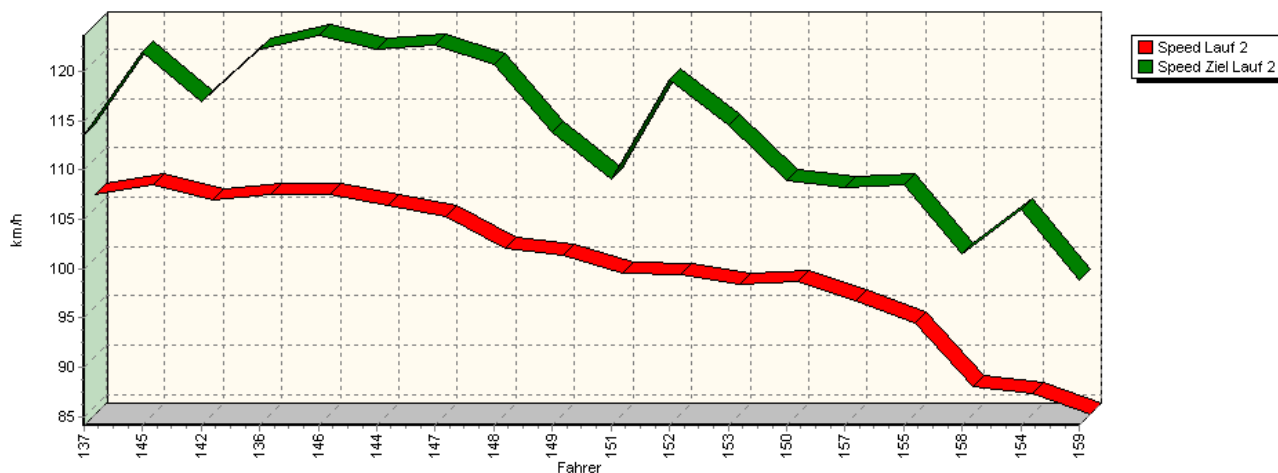
Speed-Diagramm Lauf 1



Sektor-Diagramm (Rest) Lauf 1

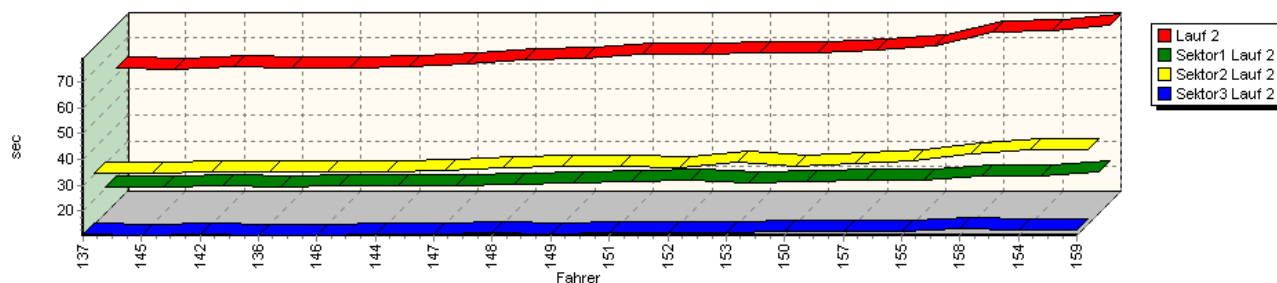


Speed-Diagramm Lauf 2

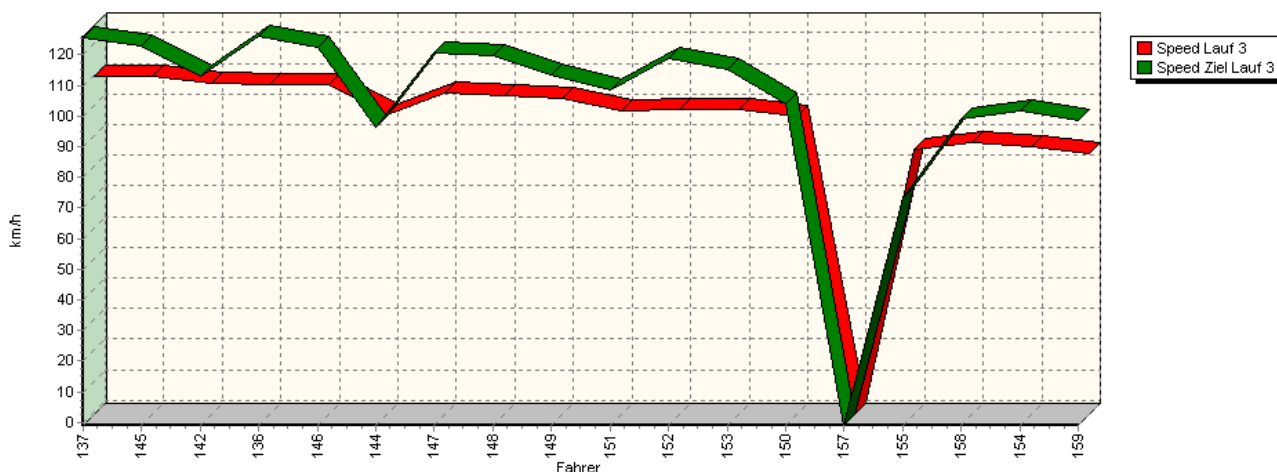


## Sektorzeiten & Speeds - Groupe E1-nat./-EX/-RACB/FS(DMSB) Cl. 23 jusqu'à 2000 ccm

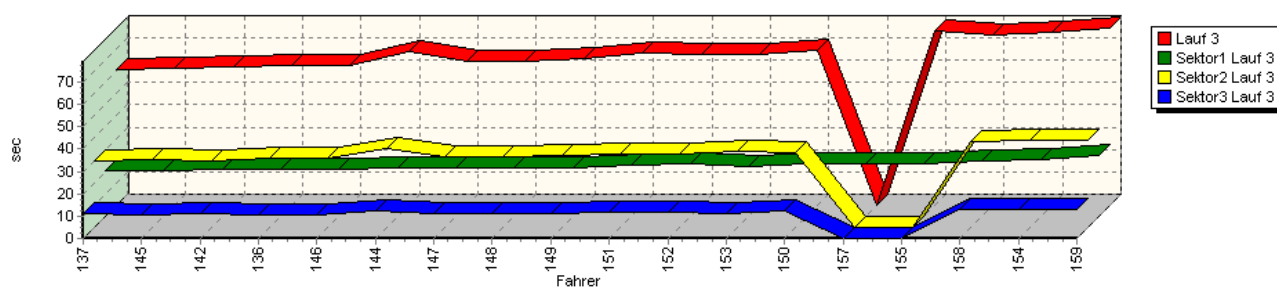
Sektor-Diagramm (Rest) Lauf 2



Speed-Diagramm Lauf 3



Sektor-Diagramm (Rest) Lauf 3



Rg.	Nr.	Sektor 1	Sektor 2	Sektor 3	Speed Ziel	Laufzeit	Speed (Lauf)	
1	137	<b>KROLL Ralf</b>		VW Lehmann Golf 16V				
		Lauf 1:	00:21.071	00:30.042	00:10.995	125,47 km/h	01:02.108	107,23 km/h
		Lauf 2:	00:20.918	00:30.473	00:11.186	113,53 km/h	01:02.577	106,43 km/h
		Lauf 3:	00:20.618	00:29.442	00:10.850	125,37 km/h	01:00.910	109,34 km/h



## European Hill Race

Bergrennen Eschdorf

3. - 5. Mai 2013

Luxemburger und Belgische Bergmeisterschaft 2013

Deutsche Bergmeisterschaft 2013



### Sektorzeiten & Speeds - Groupe E1-nat./-EX/-RACB/FS(DMSB) Cl. 23 jusqu'à 2000 ccm

Rg.	Nr.	Sektor 1	Sektor 2	Sektor 3	Speed Ziel	Laufzeit	Speed (Lauf)
2	145	<b>HAYOT Gaëtan</b>	VW Golf Lehmann				
		Lauf 1: 00:21.482	00:32.189	00:10.769	123,71 km/h	01:04.440	103,35 km/h
		Lauf 2: 00:20.575	00:30.621	00:10.858	121,96 km/h	01:02.054	107,33 km/h
		Lauf 3: 00:20.302	00:30.023	00:10.634	123,04 km/h	01:00.959	109,25 km/h
3	142	<b>SCHRÖRS Andrä</b>	Talbot SMG Lotus				
		Lauf 1: *	*	*	* km/h	*	* km/h
		Lauf 2: 00:21.384	00:30.683	00:10.891	116,92 km/h	01:02.958	105,79 km/h
		Lauf 3: 00:21.319	00:29.969	00:10.834	112,95 km/h	01:02.122	107,21 km/h
4	136	<b>NAUMANN Peter</b>	VW Polo 1.4 G40				
		Lauf 1: 00:21.549	00:31.080	00:10.707	121,99 km/h	01:03.336	105,15 km/h
		Lauf 2: 00:20.946	00:31.012	00:10.594	122,22 km/h	01:02.552	106,47 km/h
		Lauf 3: 00:20.902	00:30.938	00:10.574	126,03 km/h	01:02.414	106,71 km/h
5	146	<b>SÉCHAUD Eric</b>	Ford Escort Mk1				
		Lauf 1: 00:22.323	00:32.731	00:10.949	120,88 km/h	01:06.003	100,90 km/h
		Lauf 2: 00:21.069	00:30.812	00:10.720	123,62 km/h	01:02.601	106,39 km/h
		Lauf 3: 00:20.992	00:30.755	00:10.703	122,34 km/h	01:02.450	106,65 km/h
6	144	<b>WIEBE Björn</b>	Renault Clio Williams BWR				
		Lauf 1: 00:21.706	00:32.003	00:10.970	121,92 km/h	01:04.679	102,97 km/h
		Lauf 2: 00:21.219	00:31.092	00:10.917	122,19 km/h	01:03.228	105,33 km/h
		Lauf 3: 00:21.668	00:35.077	00:12.218	96,50 km/h	01:08.963	96,57 km/h
7	147	<b>SÉCHAUD François</b>	Ford Escort Mk1				
		Lauf 1: 00:22.798	00:33.316	00:10.951	121,65 km/h	01:07.065	99,31 km/h
		Lauf 2: 00:21.446	00:31.491	00:11.002	122,59 km/h	01:03.939	104,16 km/h
		Lauf 3: 00:21.901	00:31.288	00:10.914	120,56 km/h	01:04.103	103,89 km/h
8	148	<b>FRANK René</b>	BMW 320 STW				
		Lauf 1: 00:23.072	00:34.573	00:11.704	117,82 km/h	01:09.349	96,04 km/h
		Lauf 2: 00:22.044	00:32.431	00:11.529	120,65 km/h	01:06.004	100,90 km/h
		Lauf 3: 00:21.788	00:31.652	00:11.052	119,55 km/h	01:04.492	103,27 km/h
9	149	<b>KRUHS Gino</b>	Renault Megane Maxi				
		Lauf 1: 00:22.272	00:33.420	00:11.383	115,61 km/h	01:07.075	99,29 km/h
		Lauf 2: 00:22.114	00:33.068	00:11.258	113,77 km/h	01:06.440	100,24 km/h
		Lauf 3: 00:21.644	00:32.293	00:11.372	113,52 km/h	01:05.309	101,98 km/h
10	151	<b>GOEDERT Georges</b>	Renault Clio Cup				
		Lauf 1: 00:22.829	00:32.878	00:11.814	106,33 km/h	01:07.521	98,64 km/h
		Lauf 2: 00:22.942	00:33.045	00:11.687	109,08 km/h	01:07.674	98,41 km/h
		Lauf 3: 00:23.173	00:33.024	00:11.730	108,65 km/h	01:07.927	98,05 km/h
11	152	<b>SCHWILDEN Eric</b>	Peugeot 205 Targez				
		Lauf 1: 00:22.867	00:33.592	00:11.440	119,29 km/h	01:07.899	98,09 km/h
		Lauf 2: 00:23.317	00:32.734	00:11.666	119,13 km/h	01:07.717	98,35 km/h
		Lauf 3: 00:23.286	00:32.765	00:11.479	118,85 km/h	01:07.530	98,62 km/h
12	153	<b>DEFESCHE Benjamin</b>	VW Scirocco				
		Lauf 1: 00:22.882	00:34.811	00:11.522	113,63 km/h	01:09.215	96,22 km/h
		Lauf 2: 00:22.365	00:34.553	00:11.539	114,59 km/h	01:08.457	97,29 km/h
		Lauf 3: 00:22.193	00:34.185	00:11.247	115,27 km/h	01:07.625	98,48 km/h
13	150	<b>SOUVIGNÉ Mike</b>	Renault Mégane				
		Lauf 1: 00:23.040	00:33.236	00:12.015	108,84 km/h	01:08.291	97,52 km/h
		Lauf 2: 00:22.945	00:33.187	00:12.111	108,90 km/h	01:08.243	97,59 km/h
		Lauf 3: 00:23.309	00:33.431	00:12.424	104,12 km/h	01:09.164	96,29 km/h



## European Hill Race

Bergrennen Eschdorf

3. - 5. Mai 2013

Luxemburger und Belgische Bergmeisterschaft 2013

Deutsche Bergmeisterschaft 2013



### Sektorzeiten & Speeds - Groupe E1-nat./-EX/-RACB/FS(DMSB) Cl. 23 jusqu'à 2000 ccm

Rg.	Nr.	Sektor 1	Sektor 2	Sektor 3	Speed Ziel	Laufzeit	Speed (Lauf)
14	157	<b>GÉRARD Jacques</b>	VW Veytal Scirocco				
		Lauf 1: 00:23.668	00:34.461	00:12.185	109,28 km/h	01:10.314	94,72 km/h
		Lauf 2: 00:23.243	00:34.178	00:12.196	108,24 km/h	01:09.617	95,67 km/h
		Lauf 3: 00:23.777	*	*	* km/h	A	* km/h
15	155	<b>DE SUTTER Jean</b>	Lotus Exige				
		Lauf 1: 00:23.656	00:35.432	00:12.440	107,76 km/h	01:11.528	93,11 km/h
		Lauf 2: 00:23.679	00:35.289	00:12.308	108,53 km/h	01:11.276	93,44 km/h
		Lauf 3: 00:23.526	*	*	73,32 km/h	01:17.932	85,46 km/h
16	158	<b>BECKER Pascal</b>	Renault Clio Williams				
		Lauf 1: 00:24.728	00:38.430	00:13.051	102,08 km/h	01:16.209	87,39 km/h
		Lauf 2: 00:25.185	00:38.144	00:13.266	101,49 km/h	01:16.595	86,95 km/h
		Lauf 3: 00:24.727	00:38.322	00:12.860	98,84 km/h	01:15.909	87,74 km/h
17	154	<b>HARLAUX Bernard</b>	VW Golf GTI 16V				
		Lauf 1: 00:25.838	00:41.640	00:13.253	102,23 km/h	01:20.731	82,50 km/h
		Lauf 2: 00:25.044	00:39.523	00:12.696	106,00 km/h	01:17.263	86,20 km/h
		Lauf 3: 00:25.505	00:38.824	00:12.720	101,87 km/h	01:17.049	86,44 km/h
18	159	<b>LINTGEN Ben</b>	Ford Puma Cup				
		Lauf 1: 00:28.631	00:45.258	00:14.923	76,48 km/h	01:28.812	74,99 km/h
		Lauf 2: 00:26.729	00:39.725	00:12.693	98,78 km/h	01:19.147	84,15 km/h
		Lauf 3: 00:27.042	00:39.278	00:12.873	98,48 km/h	01:19.193	84,10 km/h