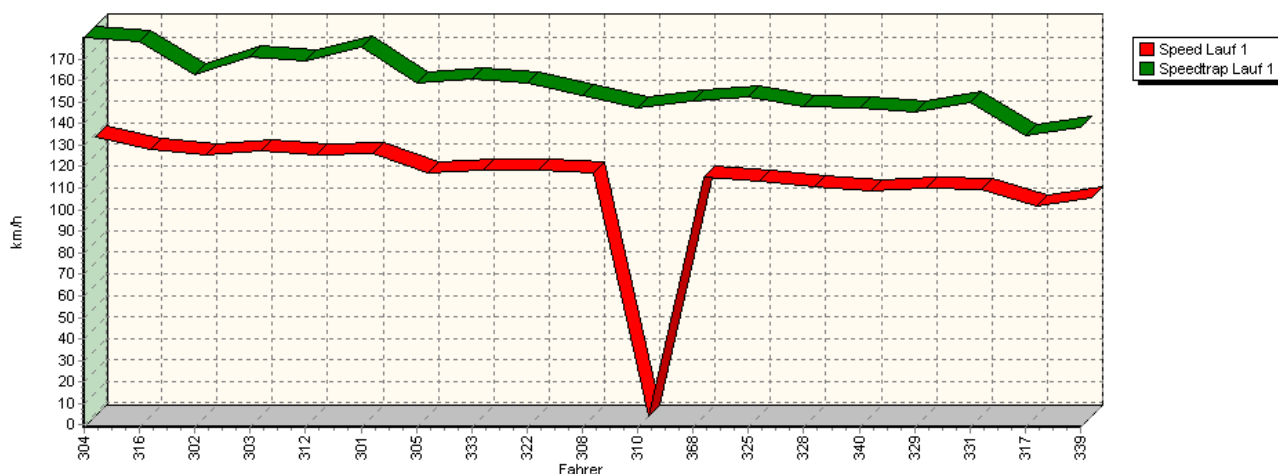
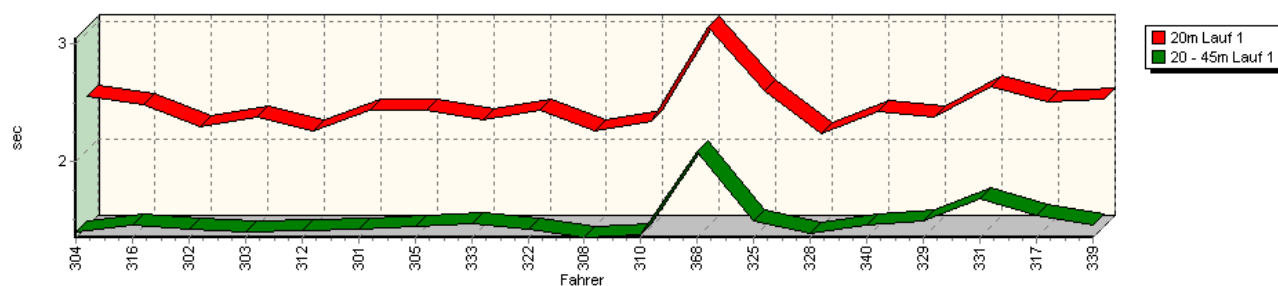


Sektorzeiten & Speeds - Rennen - Gruppe H bis 1600 ccm, bis 2000 ccm - Klassen 31,32

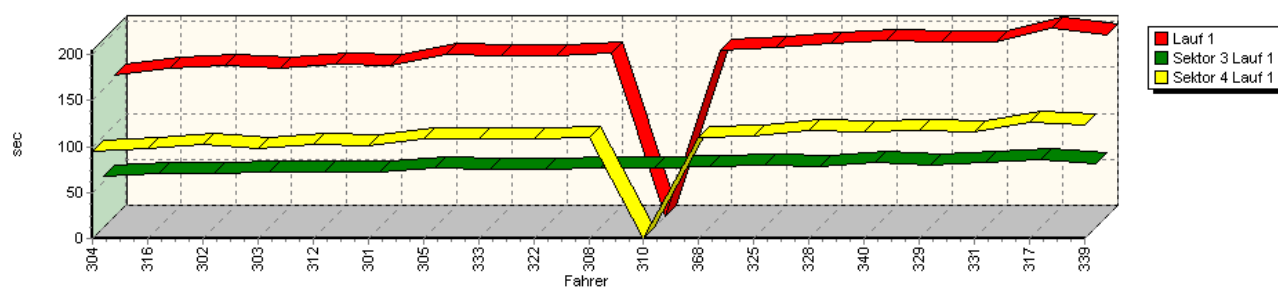
Speed-Diagramm Lauf 1



Sektor-Diagramm (Start) Lauf 1

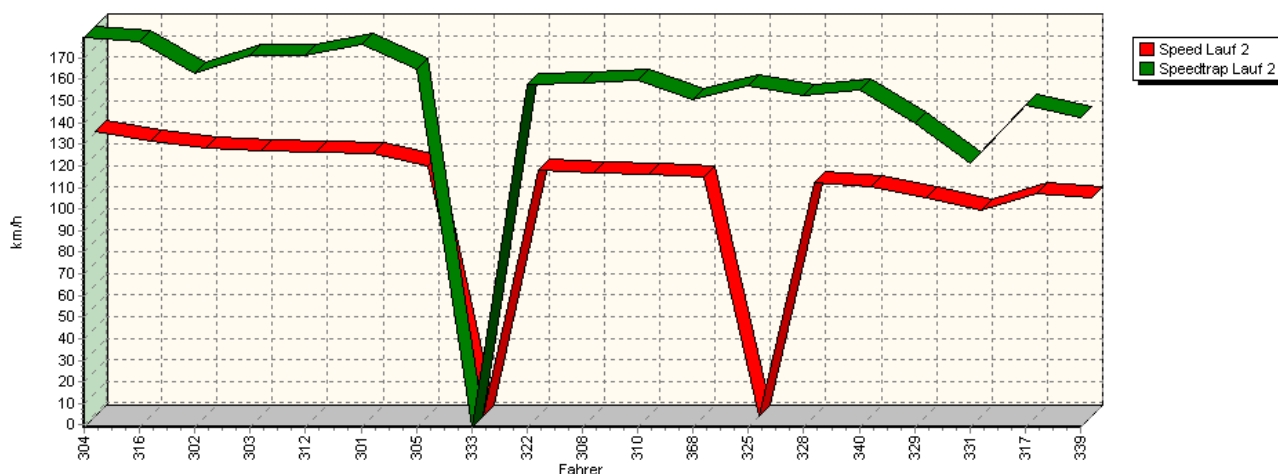


Sektor-Diagramm (Rest) Lauf 1

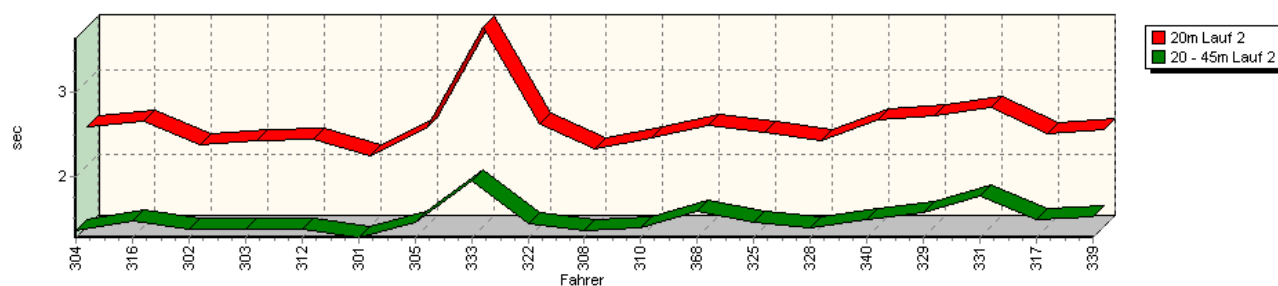


Sektorzeiten & Speeds - Rennen - Gruppe H bis 1600 ccm, bis 2000 ccm - Klassen 31,32

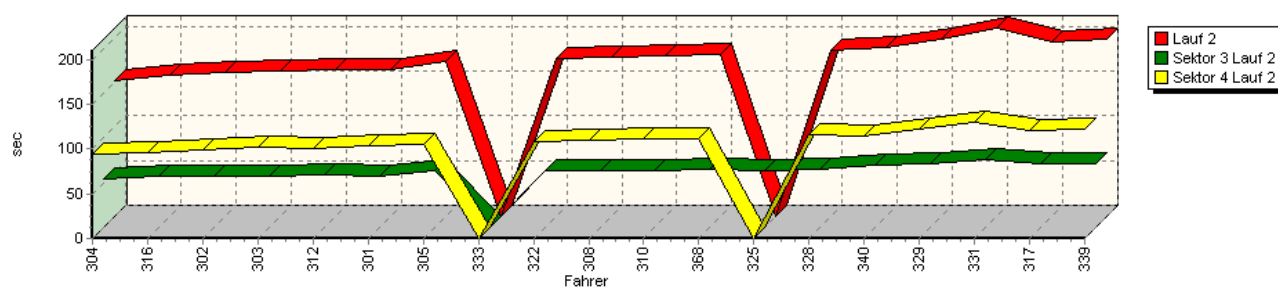
Speed-Diagramm Lauf 2



Sektor-Diagramm (Start) Lauf 2



Sektor-Diagramm (Rest) Lauf 2



Rg.	Nr.	Sektor 1 (20m)	Sektor 2 (20-45m)	Sektor 3	Speed (P22)	Sektor 4	Laufzeit	Speed (Lauf)	
1	304	WEIDINGER Jörg		BMW 318i STW					
		Lauf 1:	00:02.453	00:01.405	00:55.320	179,98 km/h	01:34.526	02:33.704	128,82 km/h
		Lauf 2:	00:02.453	00:01.349	00:53.839	179,43 km/h	01:34.039	02:31.680	130,54 km/h
2	316	WIEBE André		Renault Williams Wiebe Laguna					
		Lauf 1:	00:02.391	00:01.461	00:59.055	177,83 km/h	01:38.333	02:41.240	122,80 km/h
		Lauf 2:	00:02.521	00:01.471	00:56.870	177,68 km/h	01:36.102	02:36.964	126,14 km/h

Sektorzeiten & Speeds - Rennen - Gruppe H bis 1600 ccm, bis 2000 ccm - Klassen 31,32

Rg.	Nr.	Sektor 1 (20m)	Sektor 2 (20-45m)	Sektor 3	Speed (P22)	Sektor 4	Laufzeit	Speed (Lauf)	
3	302	WIMMER Norbert		BMW 2002 8V					
		Lauf 1:	00:02.197	00:01.428	00:58.782	162,83 km/h	01:41.906	02:44.313	120,50 km/h
		Lauf 2:	00:02.237	00:01.372	00:57.595	162,56 km/h	01:39.337	02:40.541	123,33 km/h
4	303	ORTH Patrick		BMW Frank 320is					
		Lauf 1:	00:02.282	00:01.404	00:59.494	171,02 km/h	01:38.492	02:41.672	122,47 km/h
		Lauf 2:	00:02.300	00:01.367	00:56.855	171,07 km/h	01:42.156	02:42.678	121,71 km/h
5	312	PREIßER Dirk		Opel Kadett C Coupé 16V					
		Lauf 1:	00:02.170	00:01.415	00:59.586	168,81 km/h	01:41.776	02:44.947	120,04 km/h
		Lauf 2:	00:02.302	00:01.369	00:59.216	171,05 km/h	01:40.699	02:43.586	121,04 km/h
6	301	SONDERBAUER Roman		Ziegler Kadett C Coupé 16V					
		Lauf 1:	00:02.344	00:01.429	00:59.685	175,19 km/h	01:40.392	02:43.850	120,84 km/h
		Lauf 2:	00:02.115	00:01.267	00:57.547	176,52 km/h	01:43.578	02:44.507	120,36 km/h
7	305	FLIK Thomas		Renault Clio Williams					
		Lauf 1:	00:02.343	00:01.448	01:04.419	158,92 km/h	01:48.252	02:56.462	112,21 km/h
		Lauf 2:	00:02.435	00:01.451	01:02.911	164,74 km/h	01:45.613	02:52.410	114,84 km/h
8	333	HATEZIC Johann		Opel Ascona B 8V					
		Lauf 1:	00:02.262	00:01.469	01:03.713	160,51 km/h	01:47.701	02:55.145	113,05 km/h
		Lauf 2:	00:03.650	00:01.949	*	* km/h	*	A	* km/h
9	322	FLIK Beatrice		Renault Megane Cup					
		Lauf 1:	00:02.339	00:01.422	01:03.481	158,92 km/h	01:48.007	02:55.249	112,98 km/h
		Lauf 2:	00:02.494	00:01.427	01:03.178	157,48 km/h	01:48.691	02:55.790	112,63 km/h
10	308	LANG Bernhard		Ford Escort RS2000 Spezial Frai					
		Lauf 1:	00:02.166	00:01.357	01:04.394	153,29 km/h	01:49.097	02:57.014	111,86 km/h
		Lauf 2:	00:02.193	00:01.353	01:04.062	158,37 km/h	01:50.081	02:57.689	111,43 km/h
11	310	WEBER Jens		Opel Kadett C					
		Lauf 1:	00:02.246	00:01.376	01:04.752	147,49 km/h	*	A	* km/h
		Lauf 2:	00:02.325	00:01.385	01:02.914	159,62 km/h	01:51.865	02:58.489	110,93 km/h
12	368	KATAJA Mikko		Toyota Starlet					
		Lauf 1:	00:03.042	00:02.084	01:05.634	150,35 km/h	01:49.212	02:59.972	110,02 km/h
		Lauf 2:	00:02.473	00:01.585	01:04.786	150,56 km/h	01:51.234	03:00.078	109,95 km/h
13	325	KONSTANZER Alex		Opel Kadett C Coupé 8V					
		Lauf 1:	00:02.503	00:01.492	01:07.381	152,26 km/h	01:51.967	03:03.343	107,99 km/h
		Lauf 2:	00:02.393	00:01.456	01:03.440	157,25 km/h	*	A	* km/h
14	328	GÜRTZGEN Friedhelm		BWM 2002tii					
		Lauf 1:	00:02.137	00:01.391	01:06.833	147,76 km/h	01:57.066	03:07.427	105,64 km/h
		Lauf 2:	00:02.293	00:01.379	01:05.525	152,51 km/h	01:55.565	03:04.762	107,16 km/h
15	340	LÖFFLER Lothar		Opel Kadett D					
		Lauf 1:	00:02.333	00:01.464	01:10.534	147,44 km/h	01:56.408	03:10.739	103,81 km/h
		Lauf 2:	00:02.533	00:01.477	01:09.762	155,27 km/h	01:54.420	03:08.192	105,21 km/h
16	329	BAYER Daniel		Opel Kadett C Coupé					
		Lauf 1:	00:02.279	00:01.494	01:08.043	145,16 km/h	01:57.474	03:09.290	104,60 km/h
		Lauf 2:	00:02.584	00:01.567	01:10.984	139,61 km/h	02:02.451	03:17.586	100,21 km/h
17	331	RATH Fabien		Opel Kadett C GT/E					
		Lauf 1:	00:02.533	00:01.690	01:10.023	150,00 km/h	01:55.298	03:09.544	104,46 km/h
		Lauf 2:	00:02.685	00:01.761	01:15.189	120,93 km/h	02:10.497	03:30.132	94,23 km/h
18	317	SCHWANECKE Gero		VW Golf I GTI					
		Lauf 1:	00:02.410	00:01.544	01:13.965	134,68 km/h	02:06.682	03:24.601	96,77 km/h
		Lauf 2:	00:02.381	00:01.478	01:10.366	147,85 km/h	01:59.911	03:14.136	101,99 km/h

Sektorzeiten & Speeds - Rennen - Gruppe H bis 1600 ccm, bis 2000 ccm - Klassen 31,32

Rg.	Nr.		Sektor 1 (20m)	Sektor 2 (20-45m)	Sektor 3	Speed (P22)	Sektor 4	Laufzeit	Speed (Lauf)
19	339	AMANN Johanna			Renault Clio RS				
		Lauf 1:	00:02.435	00:01.466	01:09.729	138,50 km/h	02:03.772	03:17.402	100,30 km/h
		Lauf 2:	00:02.420	00:01.521	01:11.133	142,54 km/h	02:02.311	03:17.385	100,31 km/h