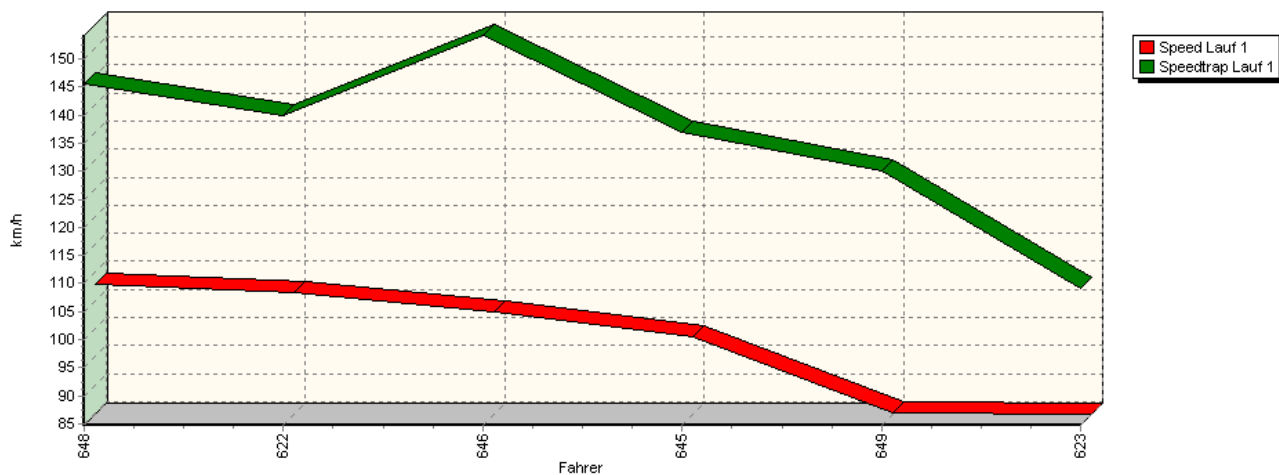
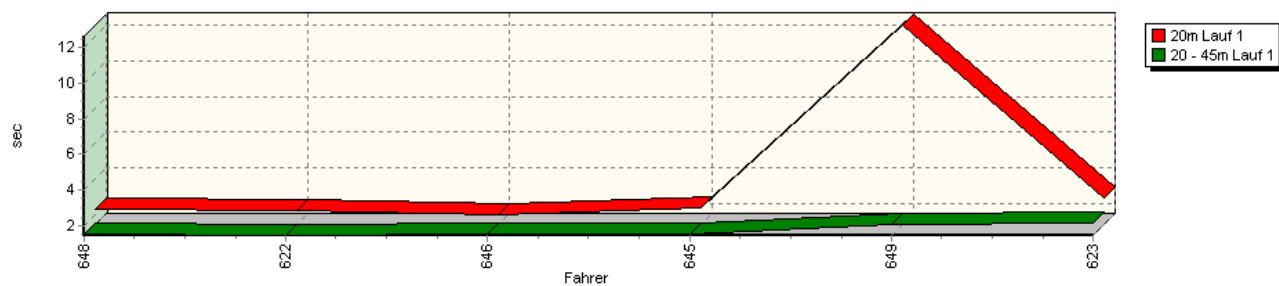


Sektorzeiten & Speeds - Rennen - Gr. CTC/CTG + TW Anh K + Gr. G

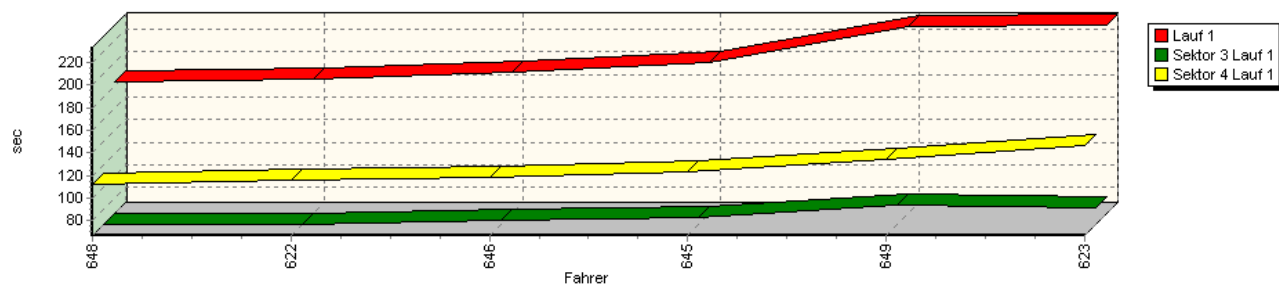
Speed-Diagramm Lauf 1



Sektor-Diagramm (Start) Lauf 1

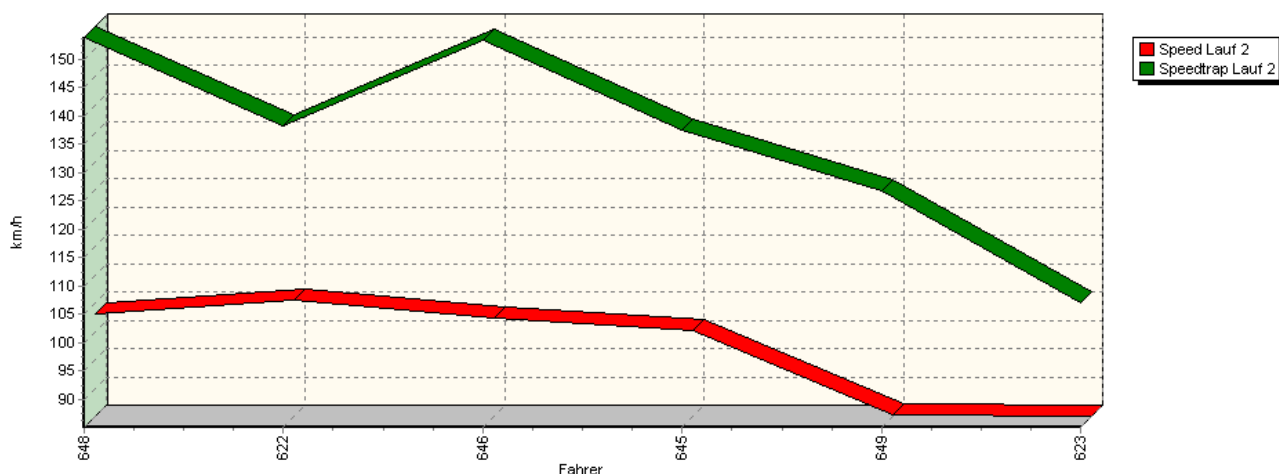


Sektor-Diagramm (Rest) Lauf 1

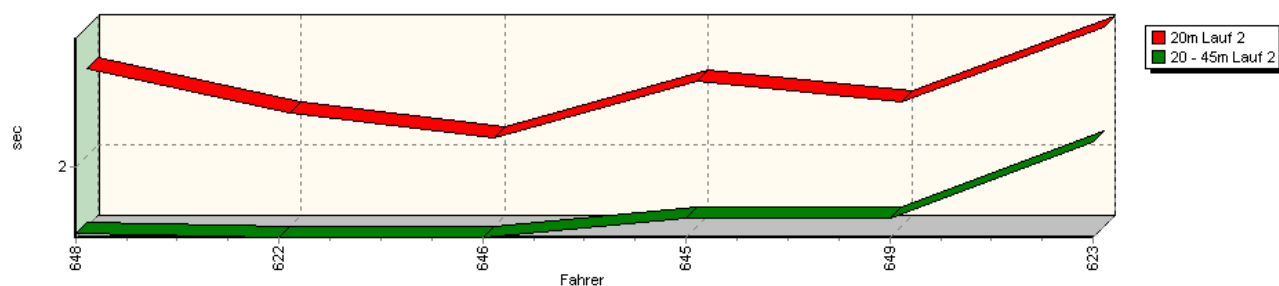


Sektorzeiten & Speeds - Rennen - Gr. CTC/CTG + TW Anh K + Gr. G

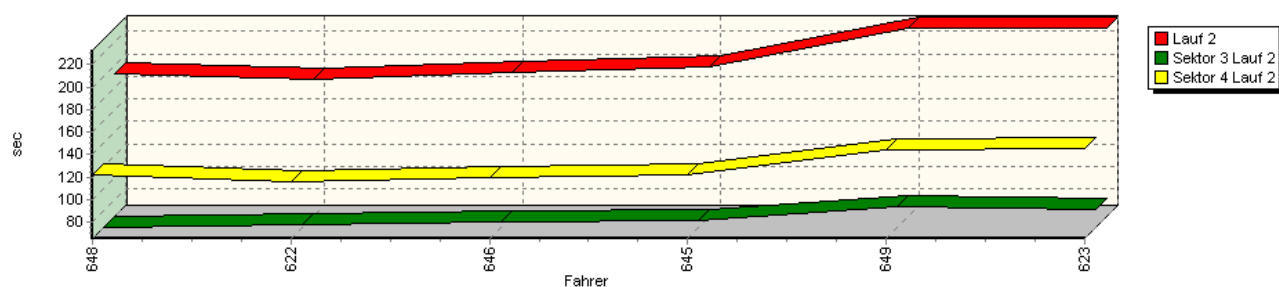
Speed-Diagramm Lauf 2



Sektor-Diagramm (Start) Lauf 2



Sektor-Diagramm (Rest) Lauf 2

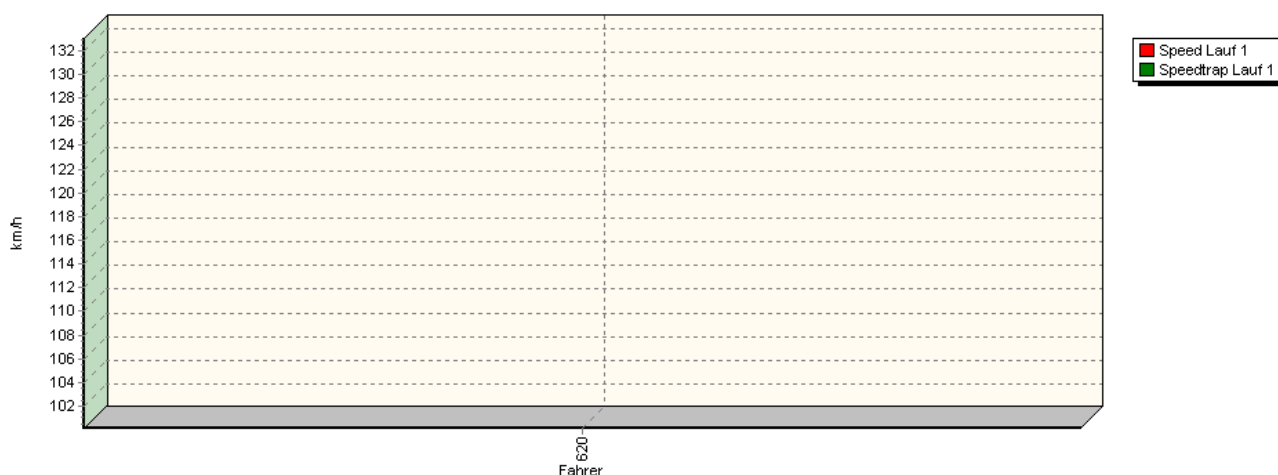


Rg.	Nr.	Sektor 1 (20m)	Sektor 2 (20-45m)	Sektor 3	Speed (P22)	Sektor 4	Laufzeit	Speed (Lauf)
1	648	REIN Richard		Ford Capri RS 2600				
		Lauf 1:	00:02.372	00:01.573	01:07.036	145,48 km/h	01:52.374	03:03.355
		Lauf 2:	00:02.618	00:01.538	01:05.535	153,79 km/h	02:02.285	03:11.976
2	622	HERING Ronny		VW Scirocco GTI				
		Lauf 1:	00:02.280	00:01.492	01:06.851	140,00 km/h	01:55.381	03:06.004
		Lauf 2:	00:02.307	00:01.504	01:07.480	138,26 km/h	01:56.200	03:07.491

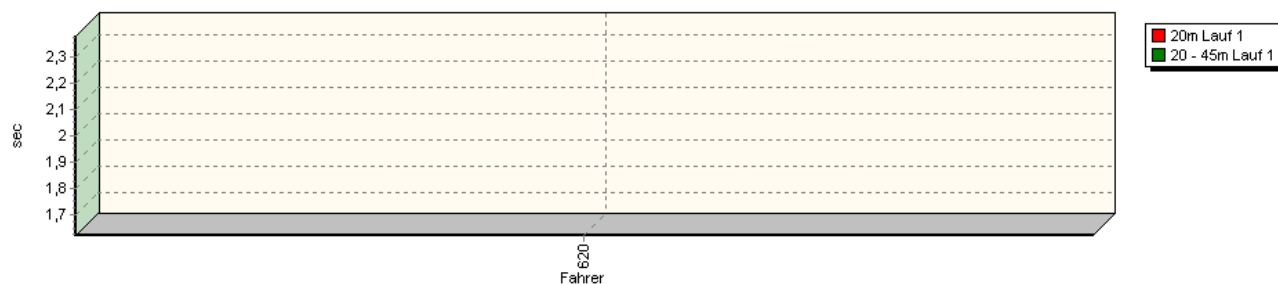
Sektorzeiten & Speeds - Rennen - Gr. CTC/CTG + TW Anh K + Gr. G

Rg.	Nr.	Sektor 1 (20m)	Sektor 2 (20-45m)	Sektor 3	Speed (P22)	Sektor 4	Laufzeit	Speed (Lauf)	
3	646	NEUROHR Heinz		Renault Alpine A310S					
		Lauf 1:	00:02.037	00:01.573	01:10.533	154,21 km/h	01:58.217	03:12.360	102,93 km/h
		Lauf 2:	00:02.124	00:01.504	01:10.407	153,37 km/h	01:59.221	03:13.256	102,45 km/h
4	645	VOGT Albert		BMW 325i					
		Lauf 1:	00:02.451	00:01.600	01:13.188	136,96 km/h	02:03.886	03:21.125	98,45 km/h
		Lauf 2:	00:02.531	00:01.636	01:11.338	137,44 km/h	02:02.395	03:17.900	100,05 km/h
5	649	STÖLTING Thorsten		BMW E9 3.0 CSL					
		Lauf 1:	00:12.585	00:02.131	01:23.515	130,10 km/h	02:14.586	03:52.817	85,05 km/h
		Lauf 2:	00:02.378	00:01.645	01:24.077	126,70 km/h	02:24.358	03:52.458	85,18 km/h
6	623	STRACKE Holger		Wartburg 312/1					
		Lauf 1:	00:02.992	00:02.211	01:22.115	109,14 km/h	02:26.410	03:53.728	84,71 km/h
		Lauf 2:	00:02.907	00:02.175	01:21.888	107,08 km/h	02:25.889	03:52.859	85,03 km/h

Speed-Diagramm Lauf 1

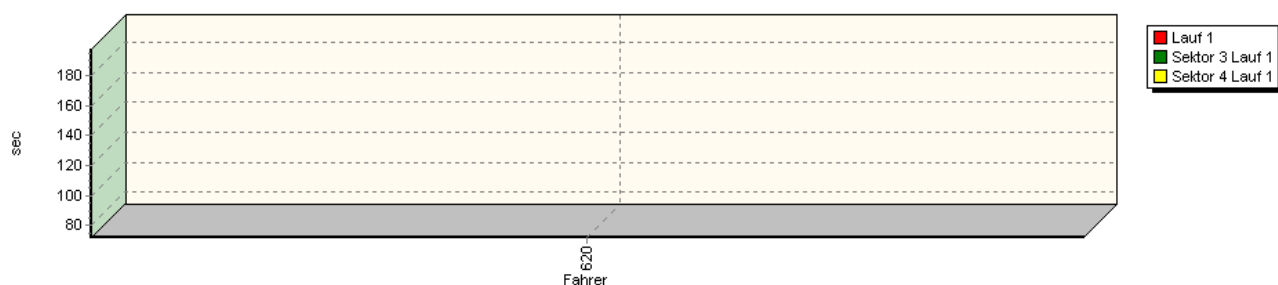


Sektor-Diagramm (Start) Lauf 1

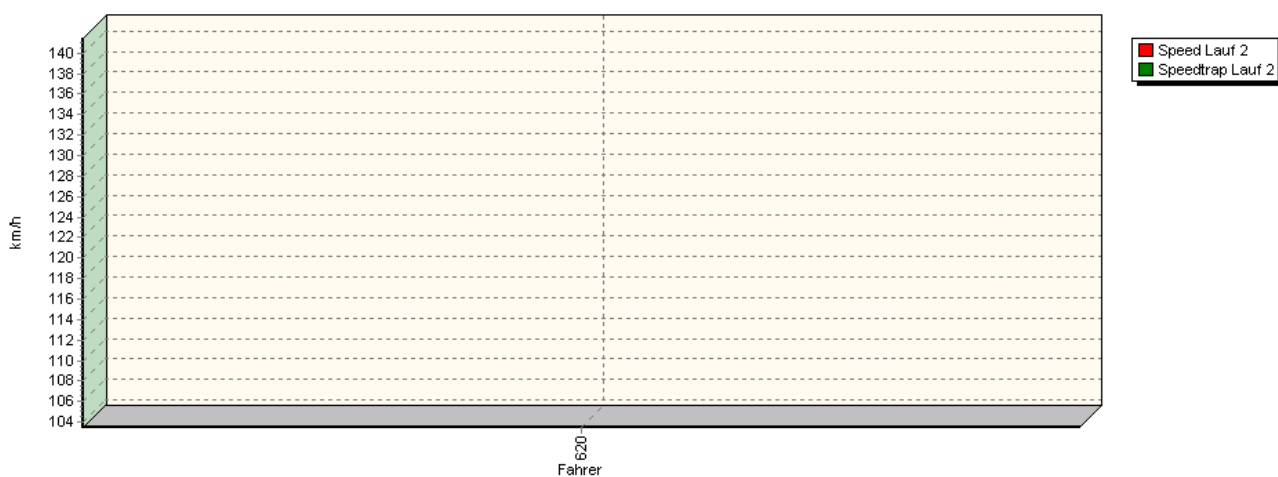


Sektorzeiten & Speeds - Rennen - Gr. CTC/CTG + TW Anh K + Gr. G

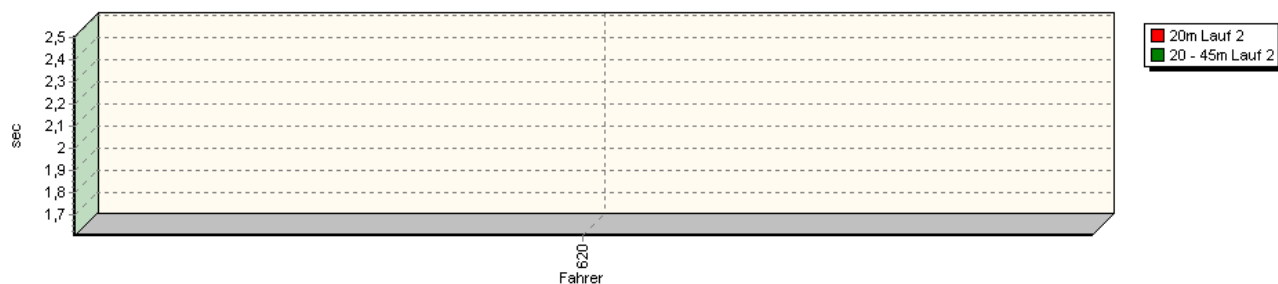
Sektor-Diagramm (Rest) Lauf 1



Speed-Diagramm Lauf 2

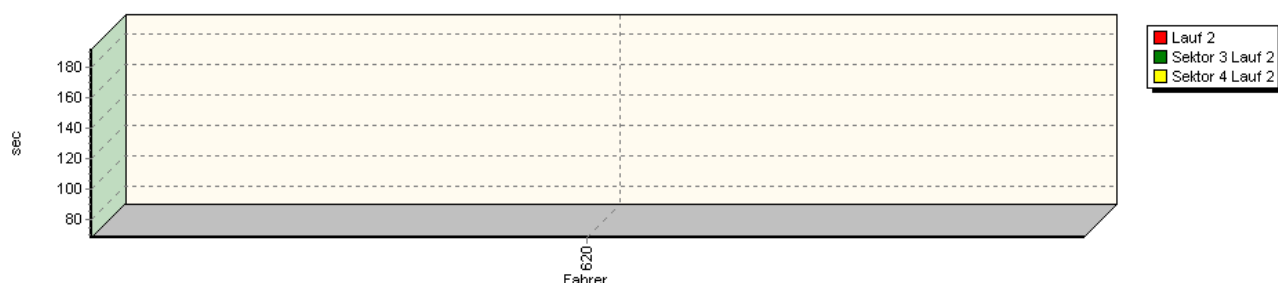


Sektor-Diagramm (Start) Lauf 2



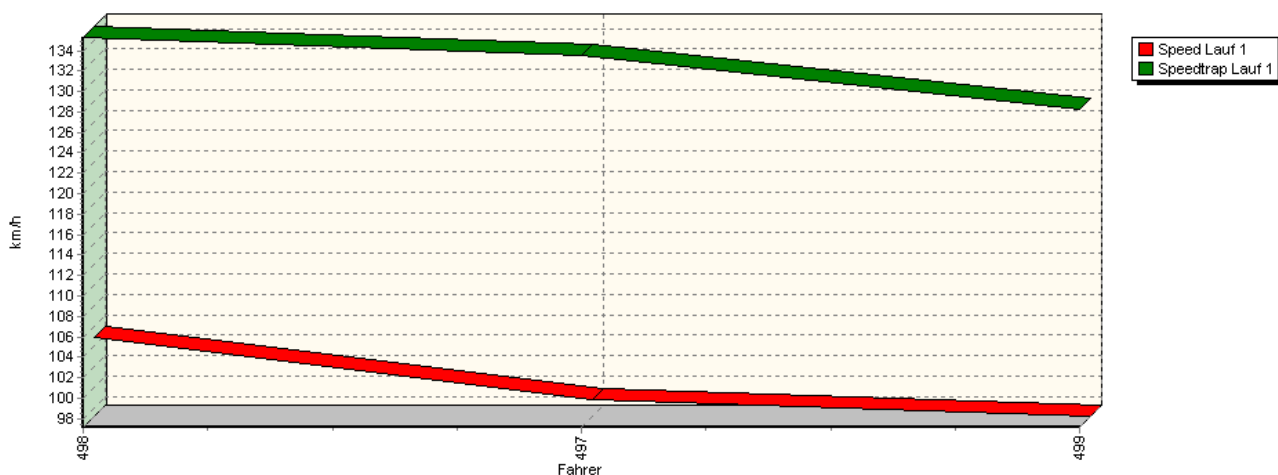
Sektorzeiten & Speeds - Rennen - Gr. CTC/CTG + TW Anh K + Gr. G

Sektor-Diagramm (Rest) Lauf 2

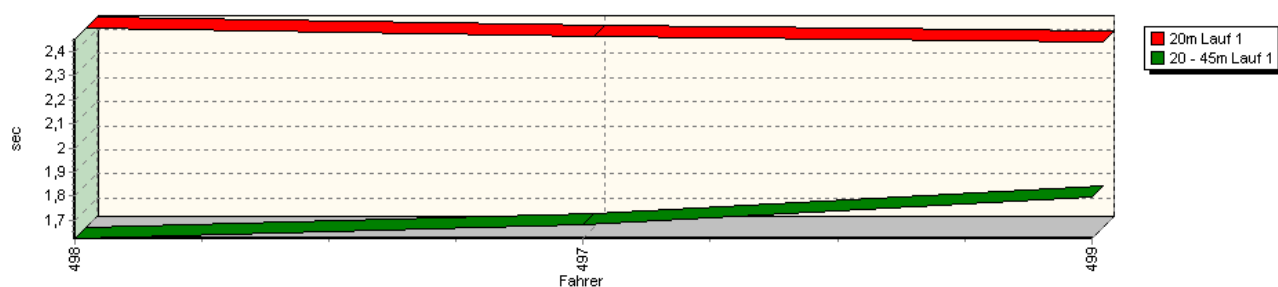


Rg.	Nr.	Sektor 1 (20m)	Sektor 2 (20-45m)	Sektor 3	Speed (P22)	Sektor 4	Laufzeit	Speed (Lauf)
1	620	GMEINDER Andreas		VW Passat				
		Lauf 1:	00:02.378	00:01.623	01:11.976	133,02 km/h	02:01.738	03:17.715
		Lauf 2:	00:02.505	00:01.606	01:08.705	141,45 km/h	01:58.547	03:11.363

Speed-Diagramm Lauf 1

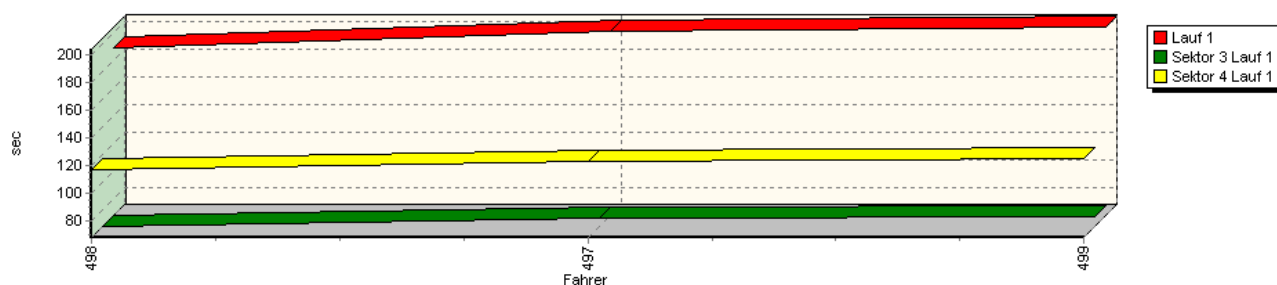


Sektor-Diagramm (Start) Lauf 1

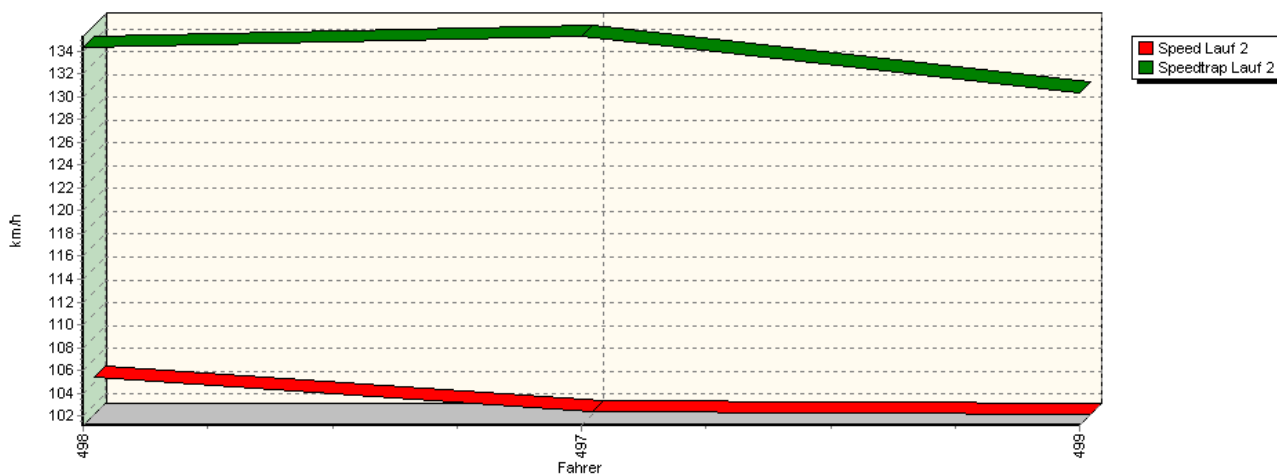


Sektorzeiten & Speeds - Rennen - Gr. CTC/CTG + TW Anh K + Gr. G

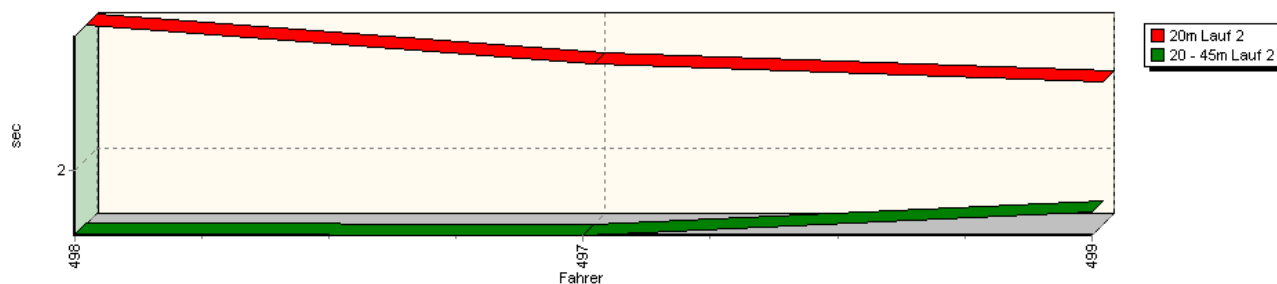
Sektor-Diagramm (Rest) Lauf 1



Speed-Diagramm Lauf 2

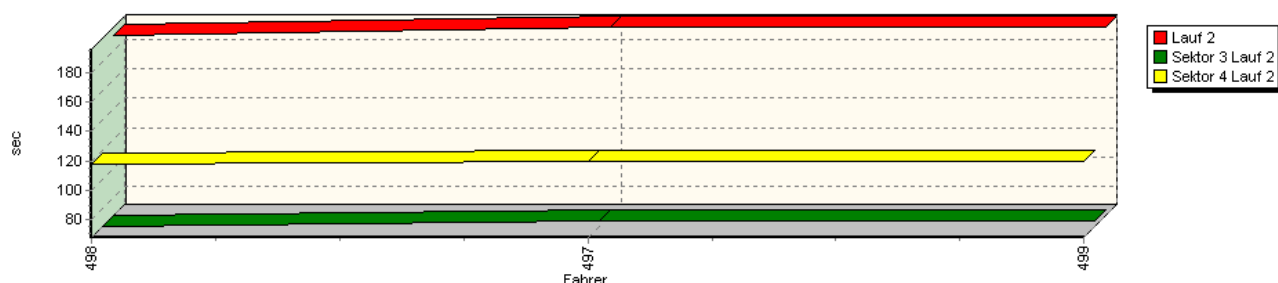


Sektor-Diagramm (Start) Lauf 2



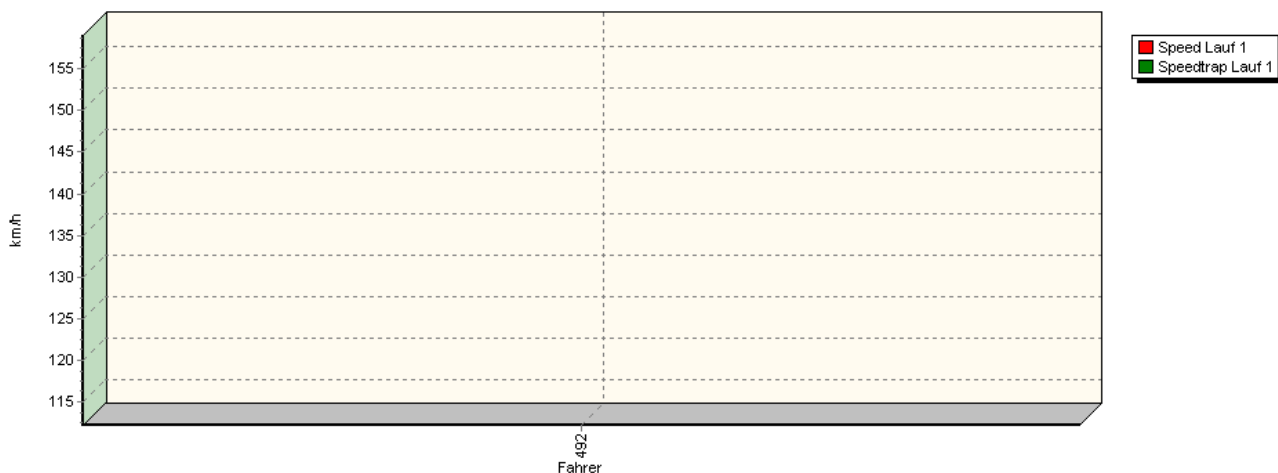
Sektorzeiten & Speeds - Rennen - Gr. CTC/CTG + TW Anh K + Gr. G

Sektor-Diagramm (Rest) Lauf 2



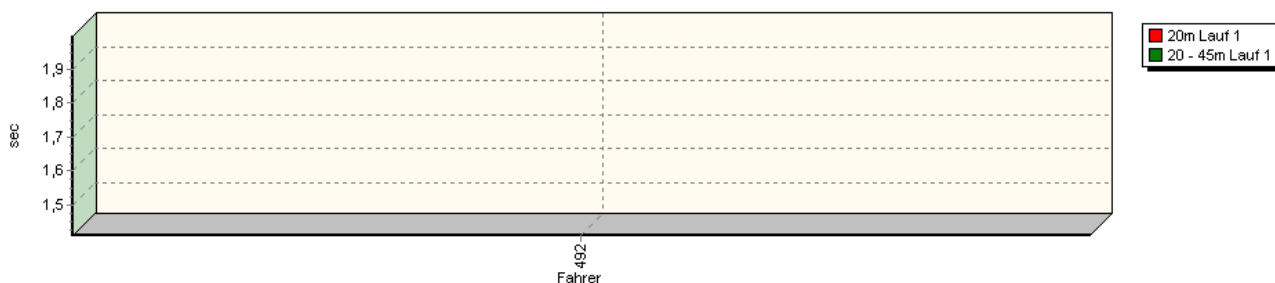
Rg.	Nr.	Sektor 1 (20m)	Sektor 2 (20-45m)	Sektor 3	Speed (P22)	Sektor 4	Laufzeit	Speed (Lauf)
1	498	FRANK Michael		VW Polo				
		Lauf 1: 00:02.451	00:01.624	01:07.819	135,29 km/h	01:56.879	03:08.773	104,89 km/h
		Lauf 2: 00:02.703	00:01.663	01:07.906	134,28 km/h	01:57.362	03:09.634	104,41 km/h
2	497	MOSER Andreas		VW Polo G40				
		Lauf 1: 00:02.414	00:01.680	01:13.472	133,51 km/h	02:02.910	03:20.476	98,77 km/h
		Lauf 2: 00:02.499	00:01.658	01:11.455	135,29 km/h	01:59.666	03:15.278	101,39 km/h
3	499	MARQUARDT Matthias		BMW 318ti E36				
		Lauf 1: 00:02.396	00:01.798	01:14.768	128,19 km/h	02:04.836	03:23.798	97,15 km/h
		Lauf 2: 00:02.402	00:01.780	01:11.588	130,38 km/h	01:59.928	03:15.698	101,18 km/h

Speed-Diagramm Lauf 1

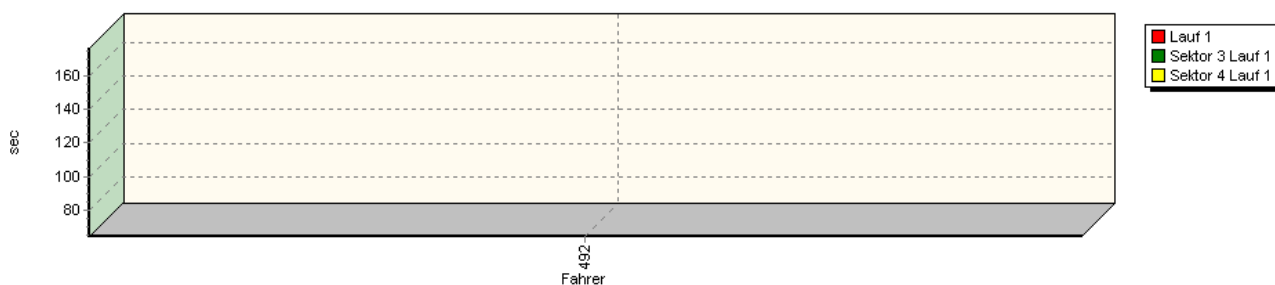


Sektorzeiten & Speeds - Rennen - Gr. CTC/CTG + TW Anh K + Gr. G

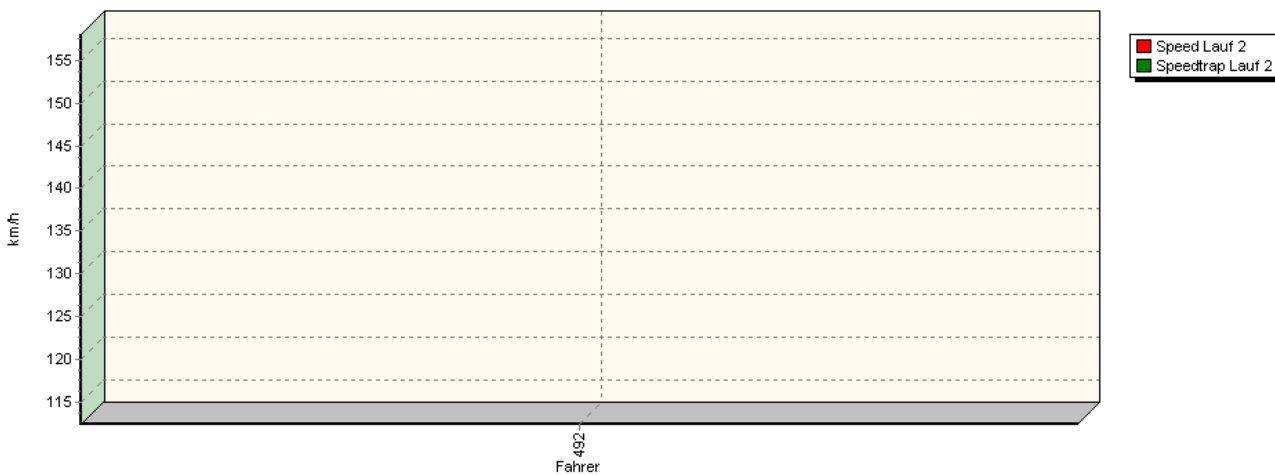
Sektor-Diagramm (Start) Lauf 1



Sektor-Diagramm (Rest) Lauf 1

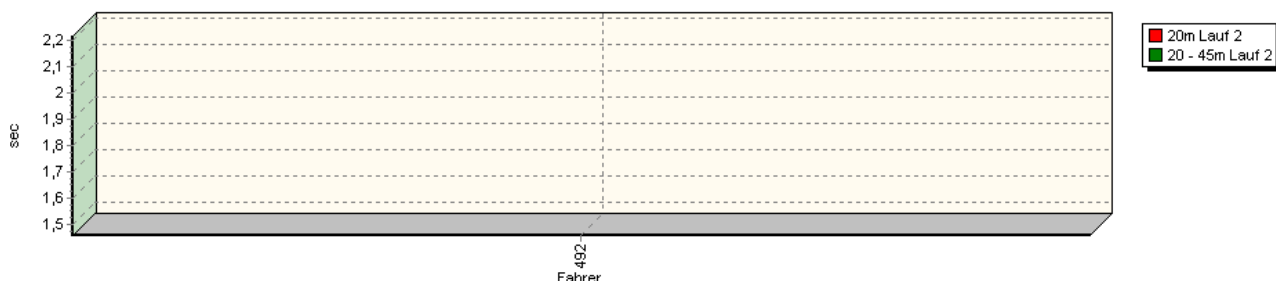


Speed-Diagramm Lauf 2

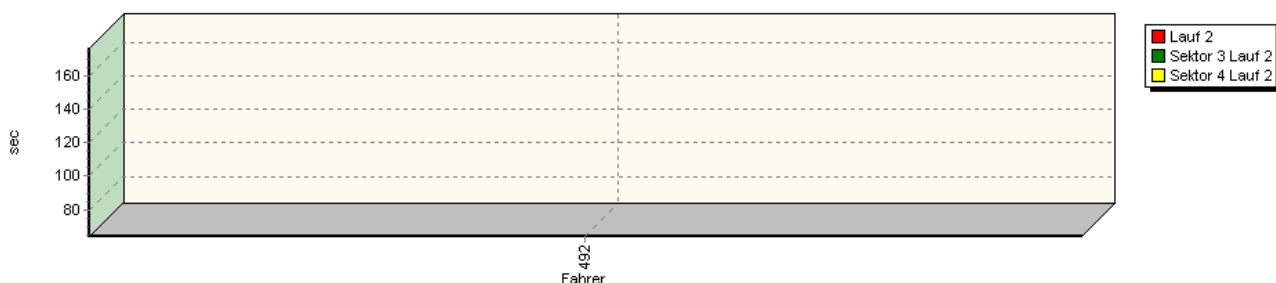


Sektorzeiten & Speeds - Rennen - Gr. CTC/CTG + TW Anh K + Gr. G

Sektor-Diagramm (Start) Lauf 2



Sektor-Diagramm (Rest) Lauf 2



Rg.	Nr.	Sektor 1 (20m)	Sektor 2 (20-45m)	Sektor 3	Speed (P22)	Sektor 4	Laufzeit	Speed (Lauf)	
1	492	LESSER Daniel		Mitsubishi Lancer EVO 8					
		Lauf 1:	00:01.997	00:01.410	01:04.298	158,99 km/h	01:48.667	02:56.372	112,26 km/h
		Lauf 2:	00:02.216	00:01.460	01:03.938	158,07 km/h	01:48.603	02:56.217	112,36 km/h