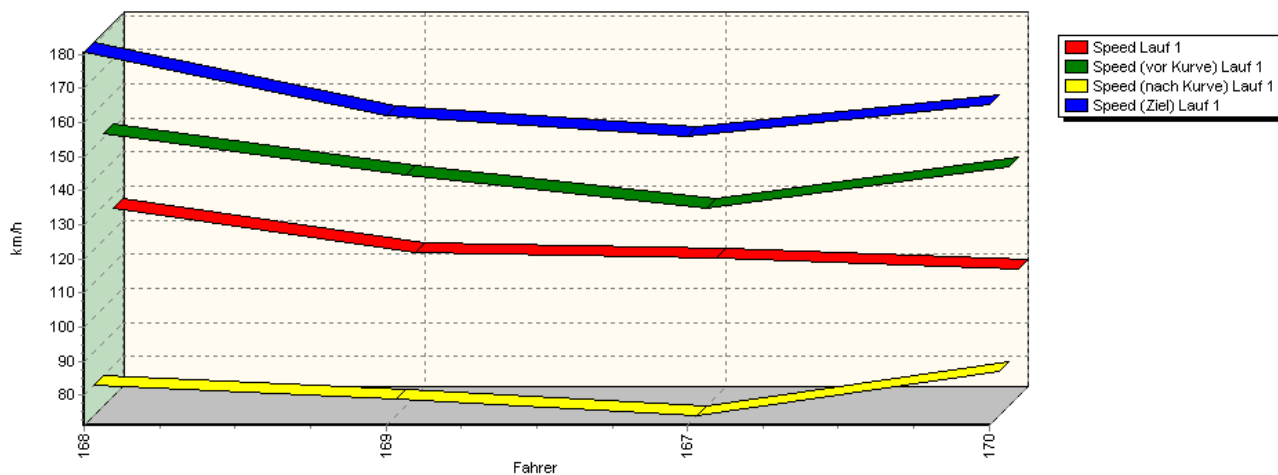
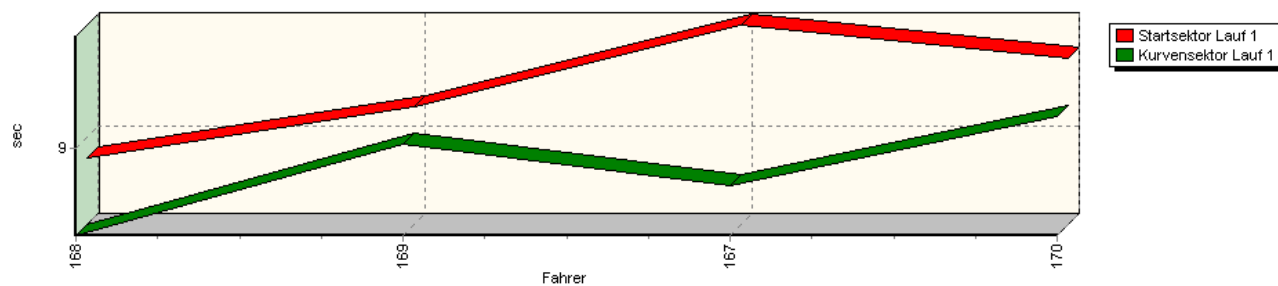


Sektorzeiten & Speeds - Gruppen C3/CN/E2-SC

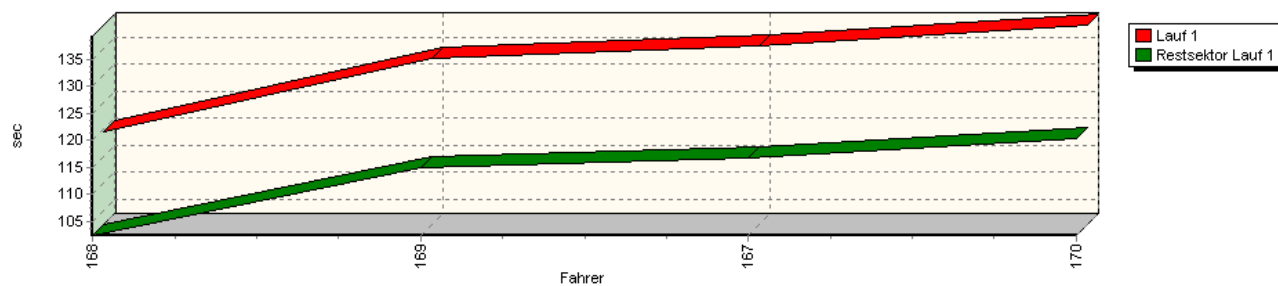
Speed-Diagramm Lauf 1



Sektor-Diagramm (Start) Lauf 1



Sektor-Diagramm (Rest) Lauf 1

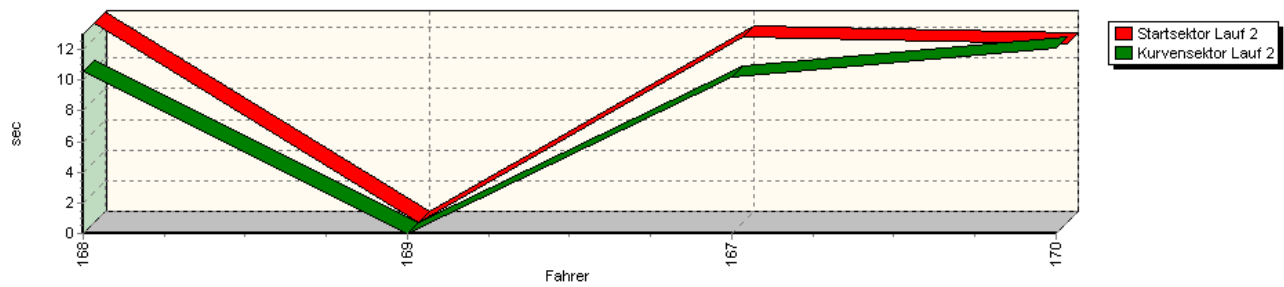


Sektorzeiten & Speeds - Gruppen C3/CN/E2-SC

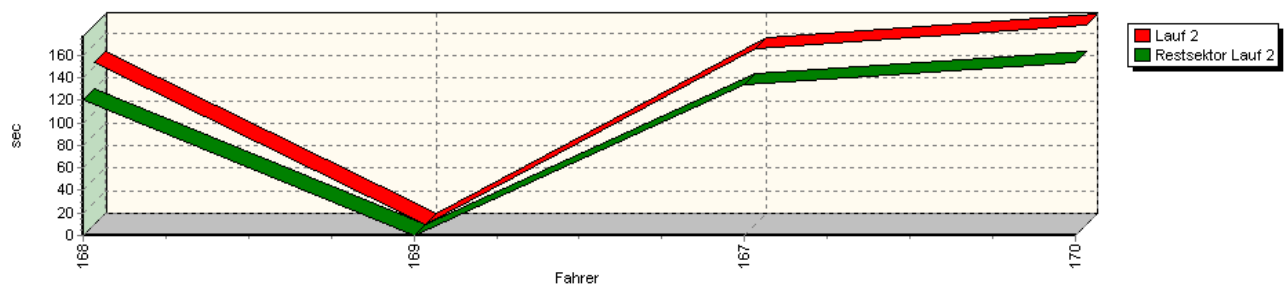
Speed-Diagramm Lauf 2



Sektor-Diagramm (Start) Lauf 2

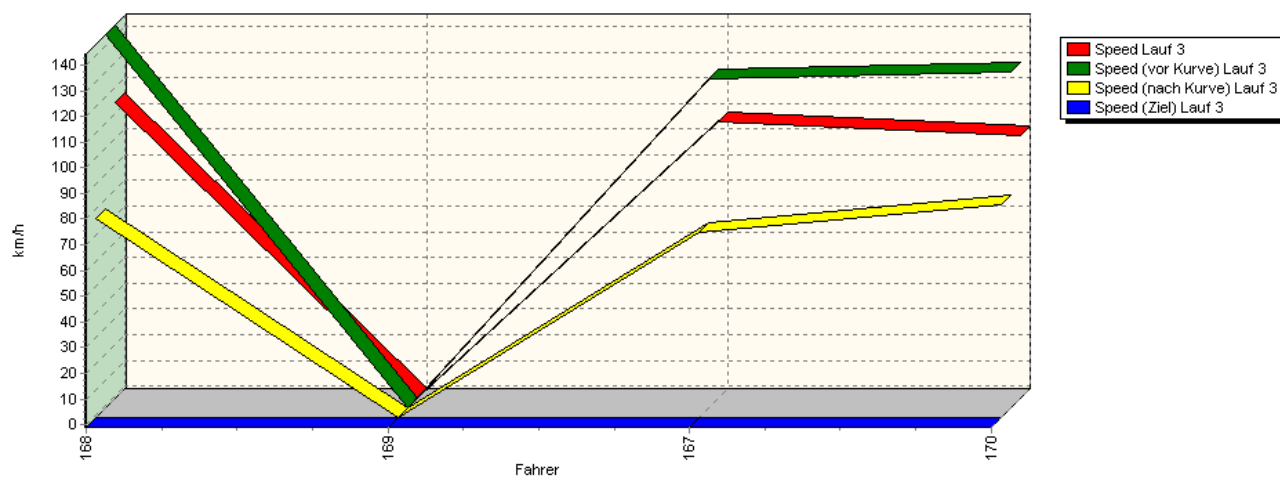


Sektor-Diagramm (Rest) Lauf 2

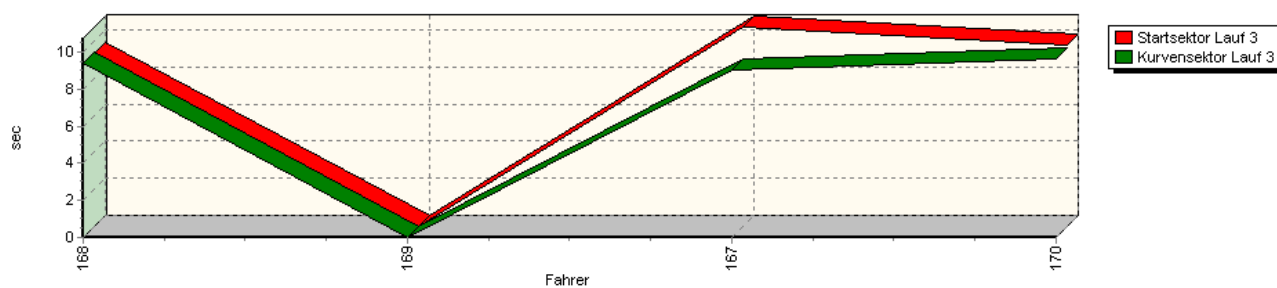


Sektorzeiten & Speeds - Gruppen C3/CN/E2-SC

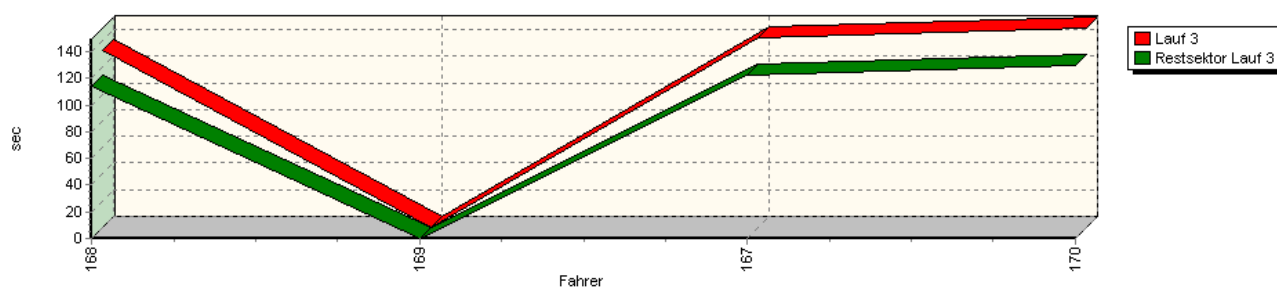
Speed-Diagramm Lauf 3



Sektor-Diagramm (Start) Lauf 3



Sektor-Diagramm (Rest) Lauf 3



Rg.	Nr.	Startsektor	Speed vor Kurve	90°-Kurve	Speed n. K.	Restsektor	Speed Ziel	Laufzeit	Speed (Lauf)	
1	168	AMANN Peter	PRC Honda							
		Lauf 1:	00:08.831	151,24 km/h	00:08.274	80,06 km/h	01:42.402	180,68 km/h	01:59.507	126,52 km/h
		Lauf 2:	00:13.001	120,62 km/h	00:10.602	73,92 km/h	01:59.849	* km/h	02:23.452	105,40 km/h
		Lauf 3:	00:09.370	144,31 km/h	00:09.412	76,71 km/h	01:53.525	* km/h	02:12.307	114,28 km/h




44. ADAC/MSR-Rhön Hauenstein-Bergrennen

16. bis 18. August 2013

Deutsche Bergmeisterschaft / DMSB Bergpokal

KW Gruppe H Berg-Cup / NSU Berg Pokal 2013

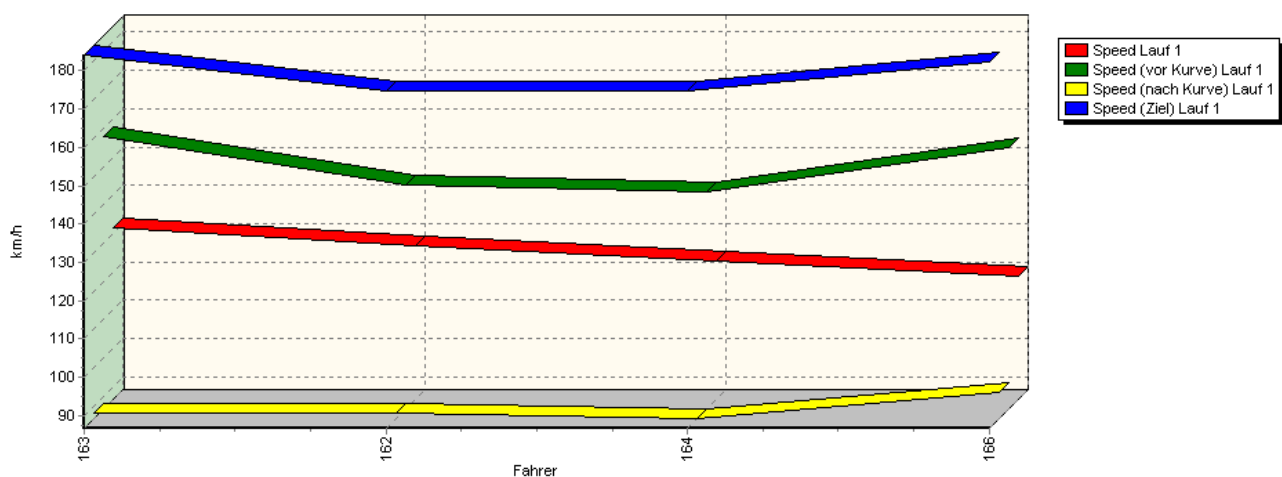
GLPberg Meisterschaft 2013



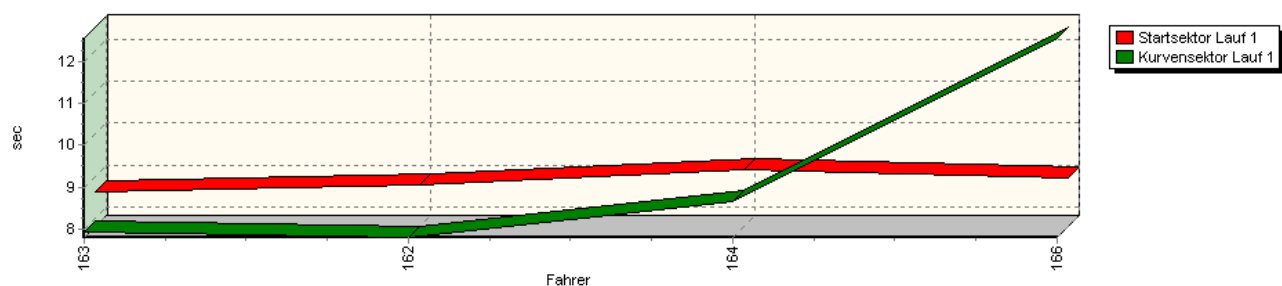
Sektorzeiten & Speeds - Gruppen C3/CN/E2-SC

Rg.	Nr.	Startsektor	Speed vor Kurve	90°-Kurve	Speed n. K.	Restsektor	Speed Ziel	Laufzeit	Speed (Lauf)
2	169	KAUFEL Uwe	PRC C3						
		Lauf 1: 00:09.262	139,02 km/h	00:09.034	76,11 km/h	01:54.879	162,11 km/h	02:13.175	113,54 km/h
		Lauf 2: *	* km/h	*	* km/h	*	* km/h	A	* km/h
		Lauf 3: *	* km/h	*	* km/h	*	* km/h	*	* km/h
3	167	COLLISI Stephan	Behnke Condor BMW						
		Lauf 1: 00:09.939	129,25 km/h	00:08.695	71,28 km/h	01:56.853	155,91 km/h	02:15.487	111,60 km/h
		Lauf 2: 00:12.113	114,25 km/h	00:10.173	65,96 km/h	02:14.143	* km/h	02:36.429	96,66 km/h
		Lauf 3: 00:10.764	127,08 km/h	00:09.038	71,00 km/h	02:01.783	* km/h	02:21.585	106,79 km/h
4	170	SIEBERT Gerhard	Osella PA 18						
		Lauf 1: 00:09.659	141,48 km/h	00:09.265	84,35 km/h	02:00.357	165,19 km/h	02:19.281	108,56 km/h
		Lauf 2: 00:11.658	94,96 km/h	00:12.121	72,18 km/h	02:33.131	* km/h	02:56.910	85,47 km/h
		Lauf 3: 00:09.758	129,68 km/h	00:09.607	82,09 km/h	02:09.861	* km/h	02:29.226	101,32 km/h

Speed-Diagramm Lauf 1



Sektor-Diagramm (Start) Lauf 1






44. ADAC/MSC-Rhön Hauenstein-Bergrennen

16. bis 18. August 2013

Deutsche Bergmeisterschaft / DMSB Bergpokal

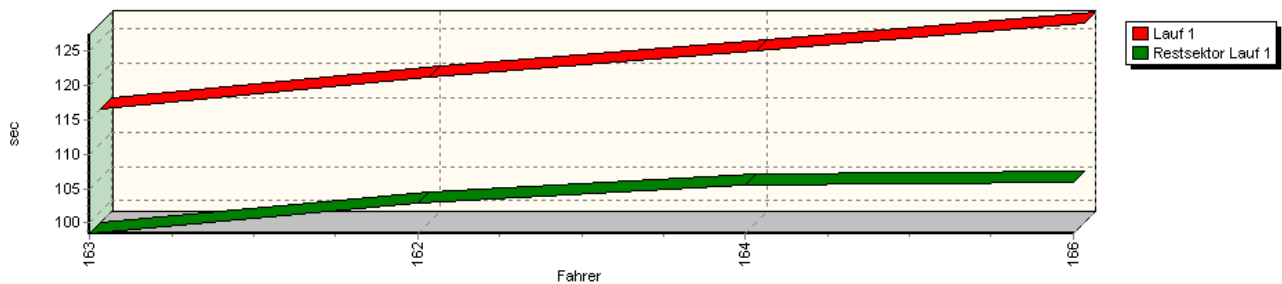
KW Gruppe H Berg-Cup / NSU Berg Pokal 2013

GLPberg Meisterschaft 2013

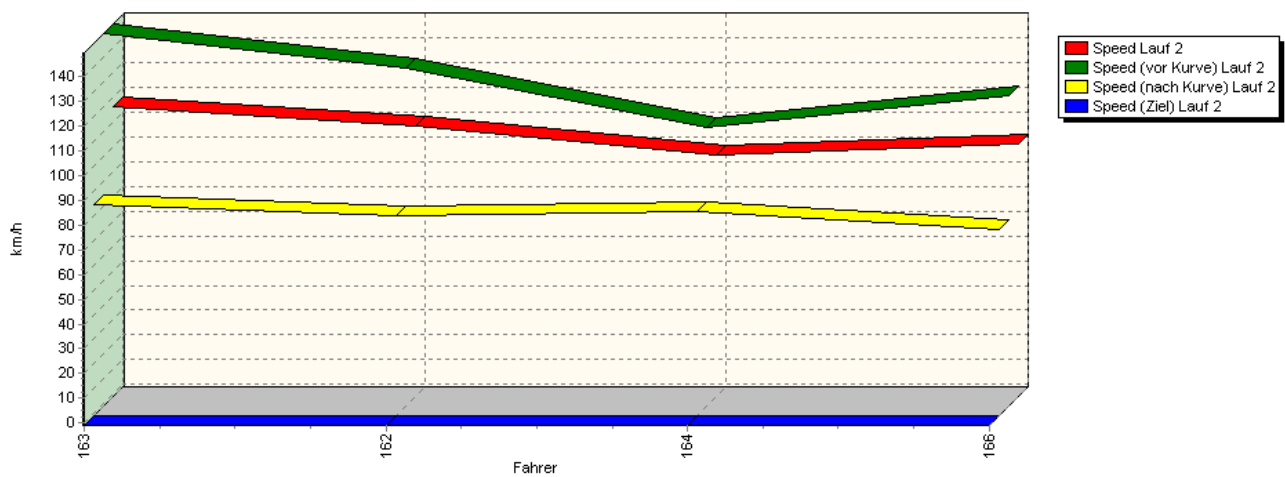


Sektorzeiten & Speeds - Gruppen C3/CN/E2-SC

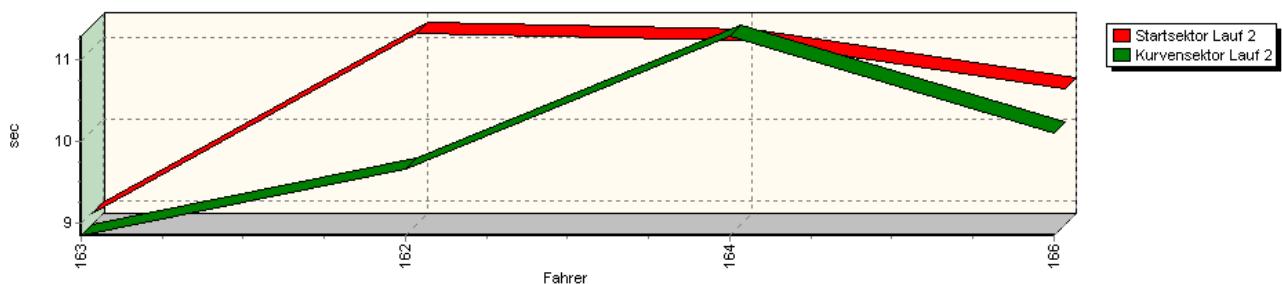
Sektor-Diagramm (Rest) Lauf 1



Speed-Diagramm Lauf 2

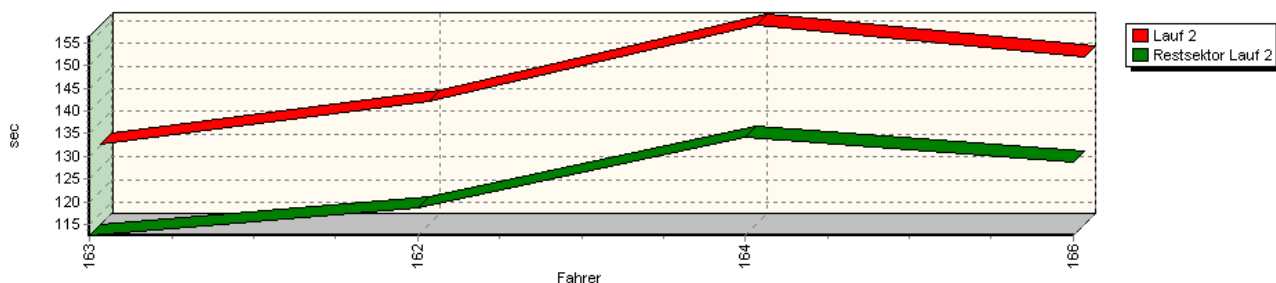


Sektor-Diagramm (Start) Lauf 2

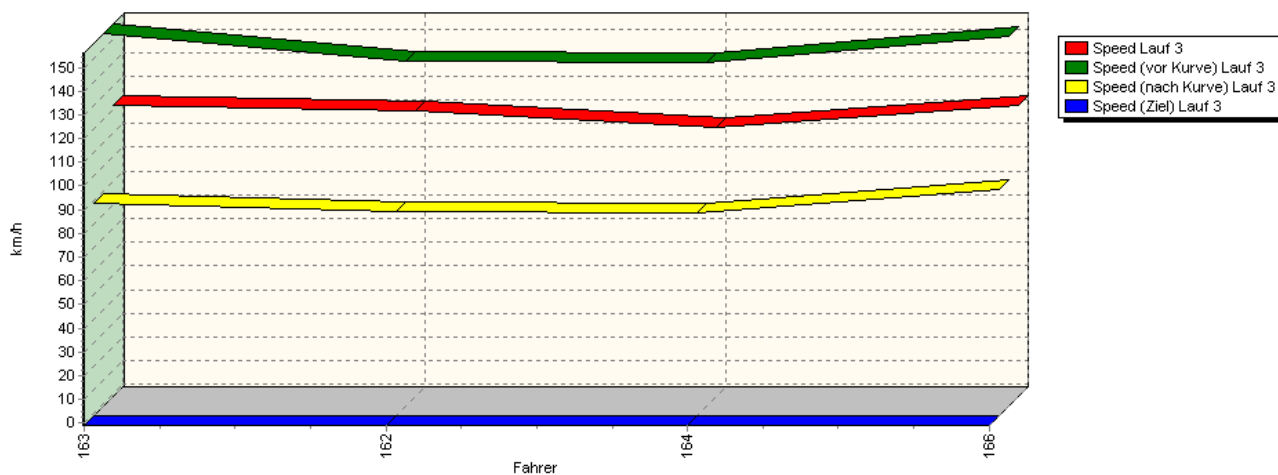


Sektorzeiten & Speeds - Gruppen C3/CN/E2-SC

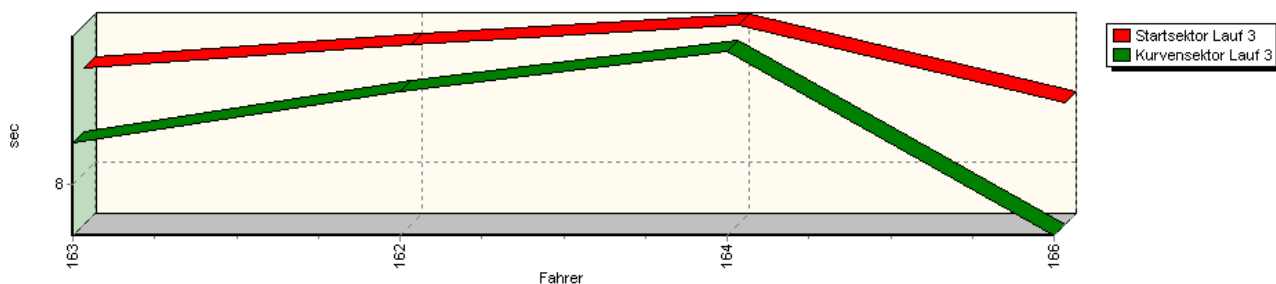
Sektor-Diagramm (Rest) Lauf 2



Speed-Diagramm Lauf 3



Sektor-Diagramm (Start) Lauf 3






44. ADAC/MSR-Rhön Hauenstein-Bergrennen

16. bis 18. August 2013

Deutsche Bergmeisterschaft / DMSB Bergpokal

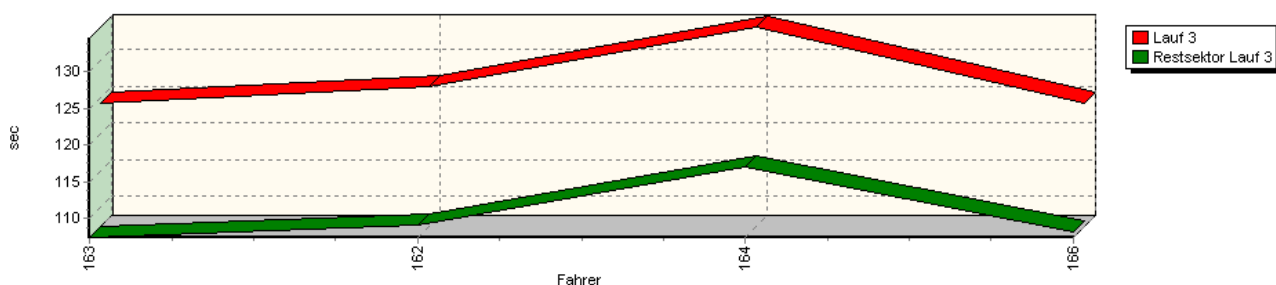
KW Gruppe H Berg-Cup / NSU Berg Pokal 2013

GLPberg Meisterschaft 2013



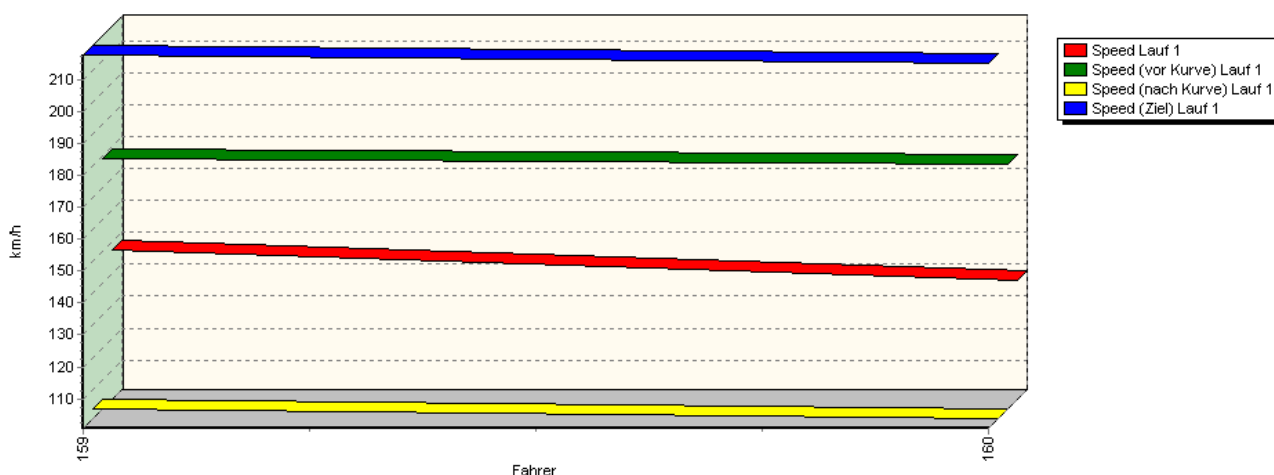
Sektorzeiten & Speeds - Gruppen C3/CN/E2-SC

Sektor-Diagramm (Rest) Lauf 3



Rg.	Nr.	Startsektor	Speed vor Kurve	90°-Kurve	Speed n. K.	Restsektor	Speed Ziel	Laufzeit	Speed (Lauf)	
1	163	LETMADE Bernd	Norma M20							
		Lauf 1:	00:08.617	157,59 km/h	00:07.908	88,26 km/h	01:38.482	184,12 km/h	01:55.007	131,47 km/h
		Lauf 2:	00:08.985	149,73 km/h	00:08.841	84,31 km/h	01:52.568	* km/h	02:10.394	115,96 km/h
		Lauf 3:	00:08.620	156,13 km/h	00:08.247	88,34 km/h	01:47.357	* km/h	02:04.224	121,72 km/h
2	162	WOLPERT Uwe	UWR Honda							
		Lauf 1:	00:08.769	145,05 km/h	00:07.786	88,26 km/h	01:42.929	174,85 km/h	01:59.484	126,55 km/h
		Lauf 2:	00:11.182	135,80 km/h	00:09.651	80,13 km/h	01:58.753	* km/h	02:19.586	108,32 km/h
		Lauf 3:	00:08.760	144,69 km/h	00:08.548	85,15 km/h	01:49.105	* km/h	02:06.413	119,61 km/h
3	164	MIETHKE Günter	Norma M20							
		Lauf 1:	00:09.145	143,29 km/h	00:08.636	86,65 km/h	01:45.483	174,64 km/h	02:03.264	122,66 km/h
		Lauf 2:	00:11.103	111,95 km/h	00:11.291	81,79 km/h	02:14.077	* km/h	02:36.471	96,63 km/h
		Lauf 3:	00:08.874	144,18 km/h	00:08.787	84,81 km/h	01:56.977	* km/h	02:14.638	112,30 km/h
4	166	D'ACRI Francesco	Elia Arrio Hayabusa							
		Lauf 1:	00:08.948	154,75 km/h	00:12.579	93,65 km/h	01:45.845	182,25 km/h	02:07.372	118,71 km/h
		Lauf 2:	00:10.515	124,46 km/h	00:10.104	74,09 km/h	02:08.769	* km/h	02:29.388	101,21 km/h
		Lauf 3:	00:08.419	155,21 km/h	00:07.694	94,66 km/h	01:48.103	* km/h	02:04.216	121,72 km/h

Speed-Diagramm Lauf 1






44. ADAC/MSR-Rhön Hauenstein-Bergrennen

16. bis 18. August 2013

Deutsche Bergmeisterschaft / DMSB Bergpokal

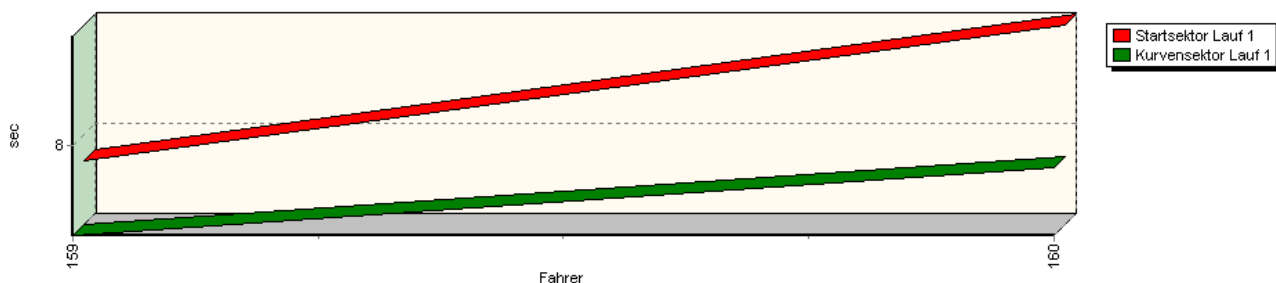
KW Gruppe H Berg-Cup / NSU Berg Pokal 2013

GLPberg Meisterschaft 2013

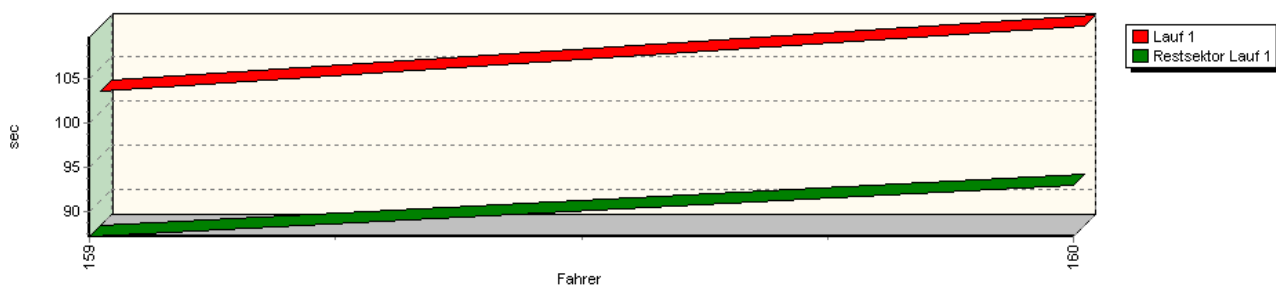


Sektorzeiten & Speeds - Gruppen C3/CN/E2-SC

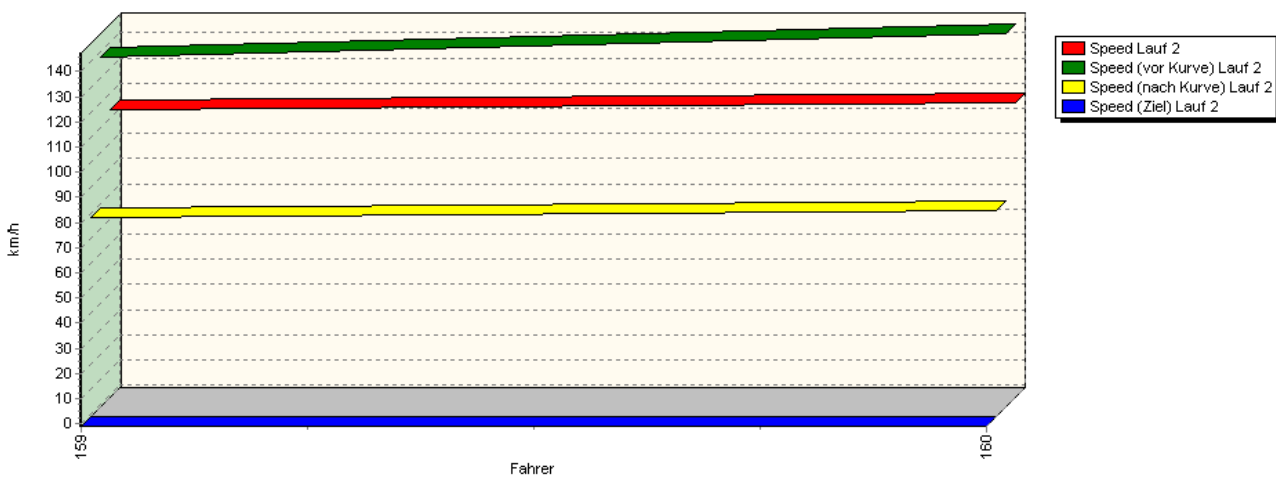
Sektor-Diagramm (Start) Lauf 1



Sektor-Diagramm (Rest) Lauf 1



Speed-Diagramm Lauf 2






44. ADAC/MSR-Rhön Hauenstein-Bergrennen

16. bis 18. August 2013

Deutsche Bergmeisterschaft / DMSB Bergpokal

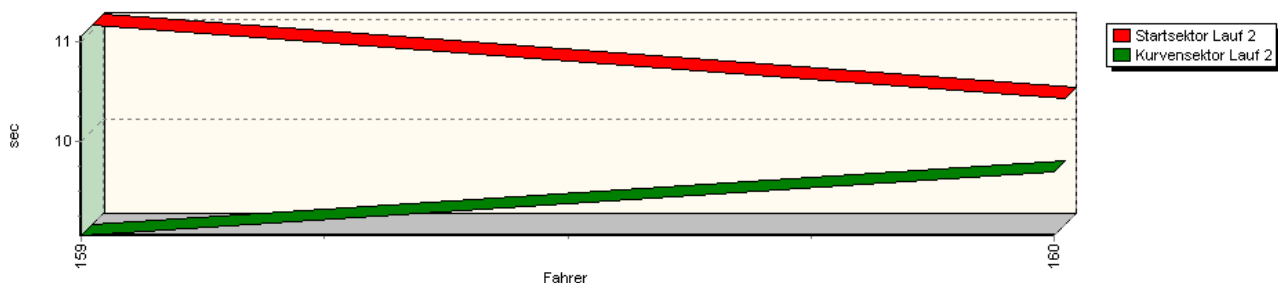
KW Gruppe H Berg-Cup / NSU Berg Pokal 2013

GLPberg Meisterschaft 2013

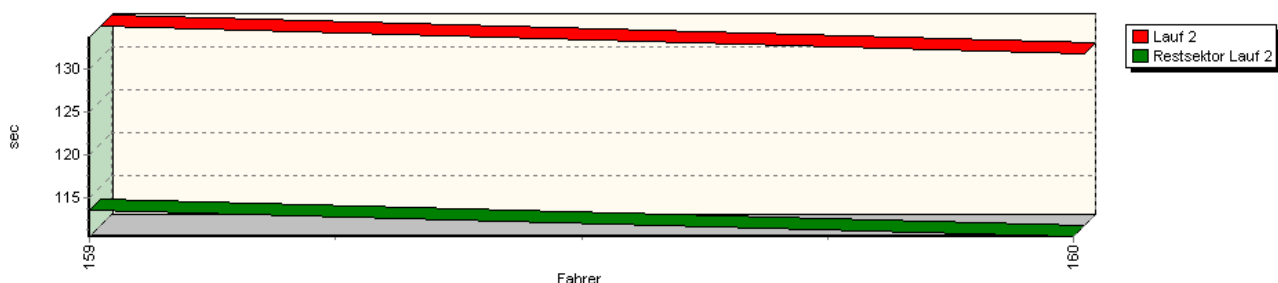


Sektorzeiten & Speeds - Gruppen C3/CN/E2-SC

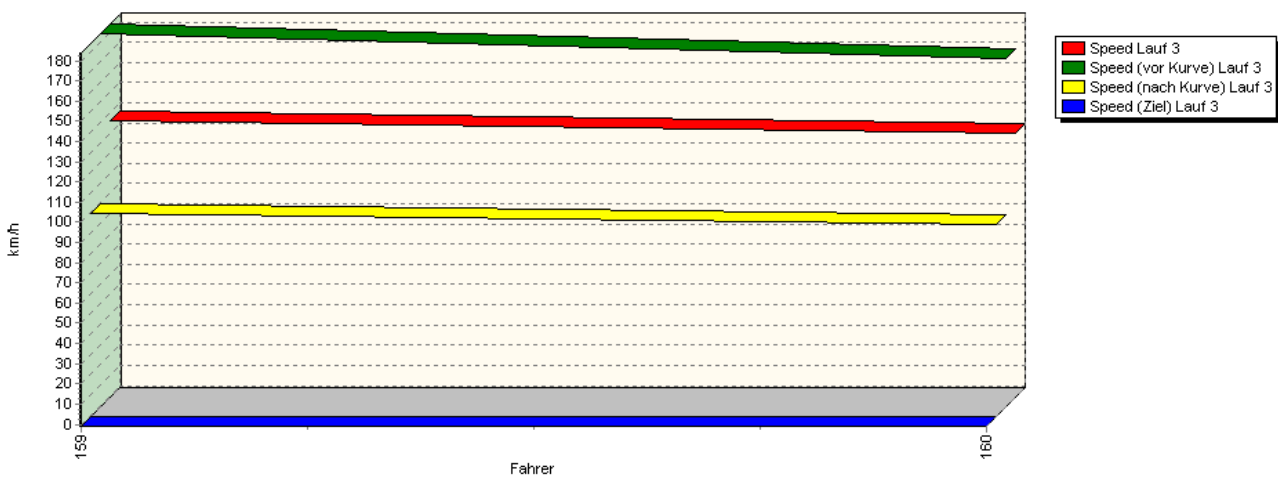
Sektor-Diagramm (Start) Lauf 2



Sektor-Diagramm (Rest) Lauf 2



Speed-Diagramm Lauf 3






44. ADAC/MSR-Rhön Hauenstein-Bergrennen

16. bis 18. August 2013

Deutsche Bergmeisterschaft / DMSB Bergpokal

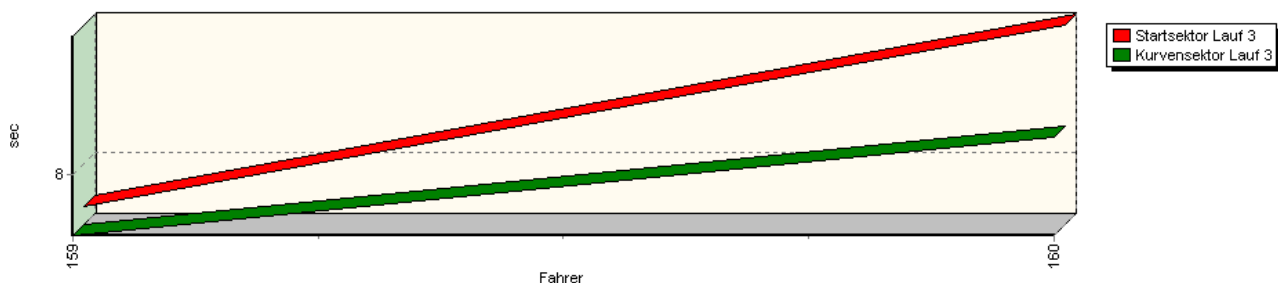
KW Gruppe H Berg-Cup / NSU Berg Pokal 2013

GLPberg Meisterschaft 2013

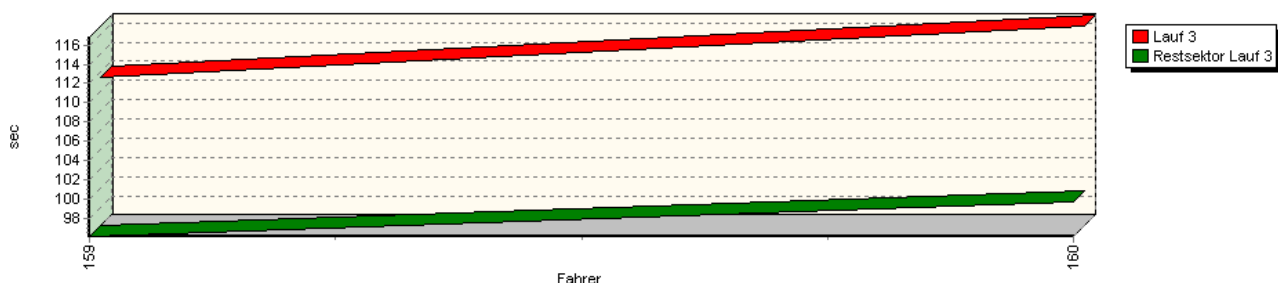


Sektorzeiten & Speeds - Gruppen C3/CN/E2-SC

Sektor-Diagramm (Start) Lauf 3



Sektor-Diagramm (Rest) Lauf 3



Rg.	Nr.	Startsektor	Speed vor Kurve	90°-Kurve	Speed n. K.	Restsektor	Speed Ziel	Laufzeit	Speed (Lauf)	
1	159	LANG Uwe	Osella PA 20 S Evo							
		Lauf 1:	00:07.797	179,12 km/h	00:07.322	103,84 km/h	01:27.256	217,71 km/h	01:42.375	147,69 km/h
		Lauf 2:	00:11.061	137,81 km/h	00:09.048	78,37 km/h	01:53.658	* km/h	02:13.767	113,03 km/h
		Lauf 3:	00:07.739	183,77 km/h	00:07.630	99,65 km/h	01:36.100	* km/h	01:51.469	135,64 km/h
2	160	FLADUNG Holger	Osella PA 20 S							
		Lauf 1:	00:08.815	177,40 km/h	00:07.833	100,75 km/h	01:32.964	215,25 km/h	01:49.612	137,94 km/h
		Lauf 2:	00:10.320	147,37 km/h	00:09.698	81,00 km/h	01:50.551	* km/h	02:10.569	115,80 km/h
		Lauf 3:	00:08.833	171,47 km/h	00:08.225	93,97 km/h	01:39.756	* km/h	01:56.814	129,44 km/h