




44. ADAC/MSC-Rhön Hauenstein-Bergrennen

16. bis 18. August 2013

Deutsche Bergmeisterschaft / DMSB Bergpokal

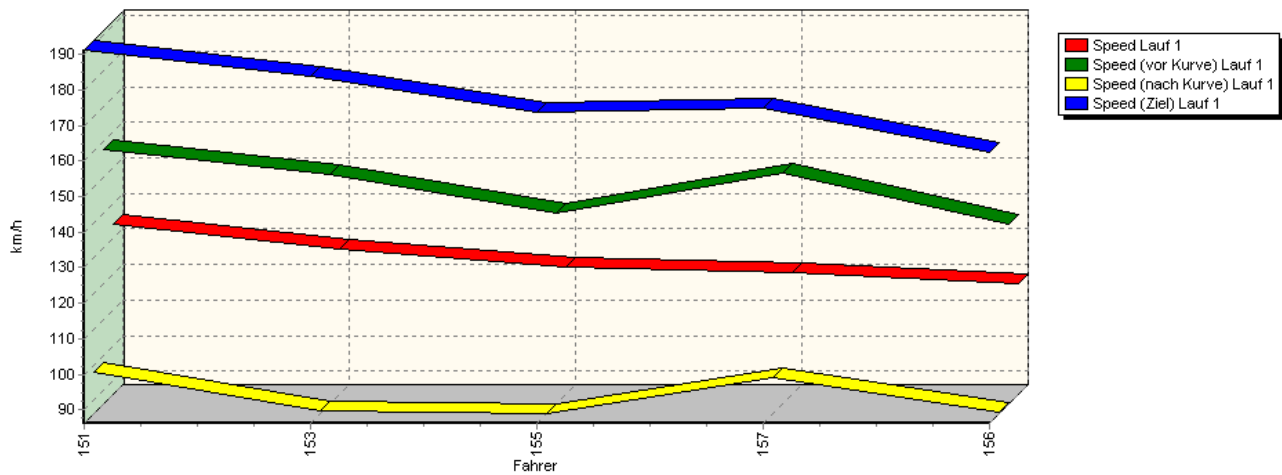
KW Gruppe H Berg-Cup / NSU Berg Pokal 2013

GLPberg Meisterschaft 2013

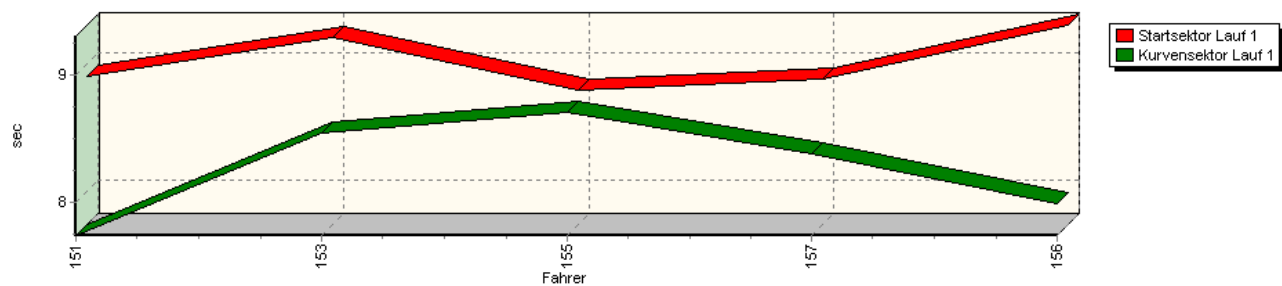


Sektorzeiten & Speeds - Gruppe E2-SS/D/Formel 3000

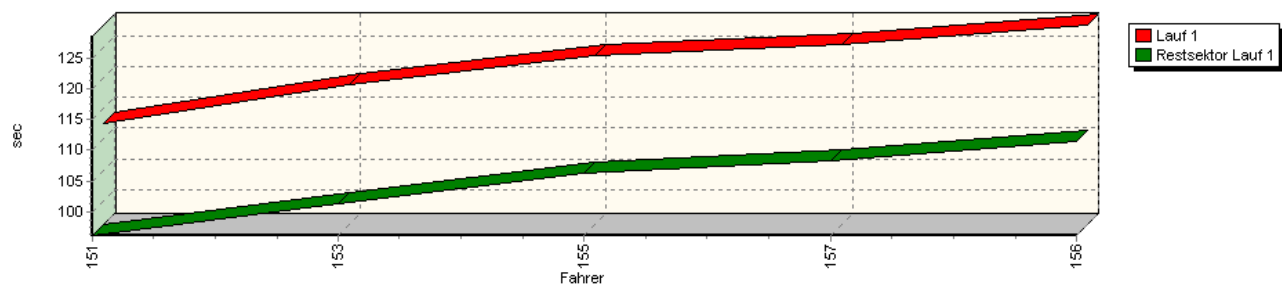
Speed-Diagramm Lauf 1



Sektor-Diagramm (Start) Lauf 1

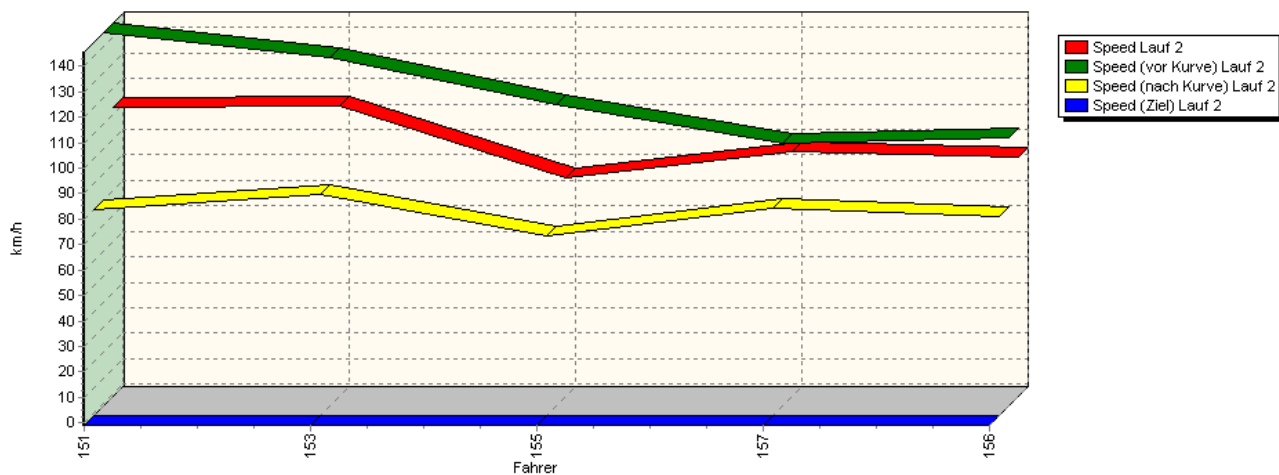


Sektor-Diagramm (Rest) Lauf 1

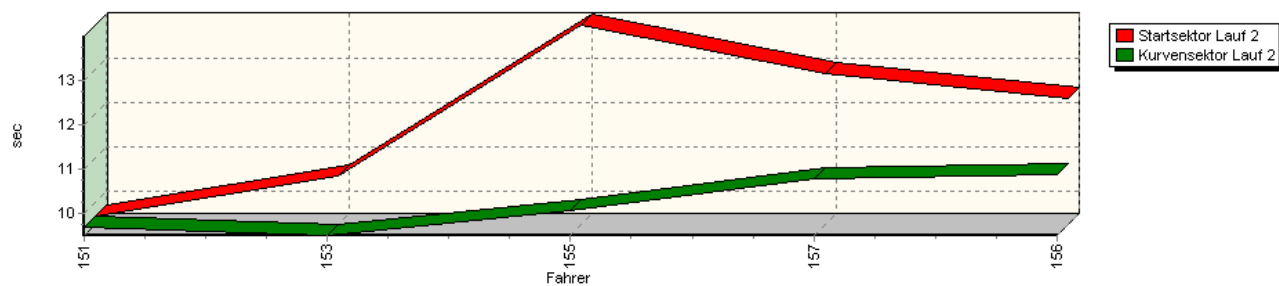


Sektorzeiten & Speeds - Gruppe E2-SS/D/Formel 3000

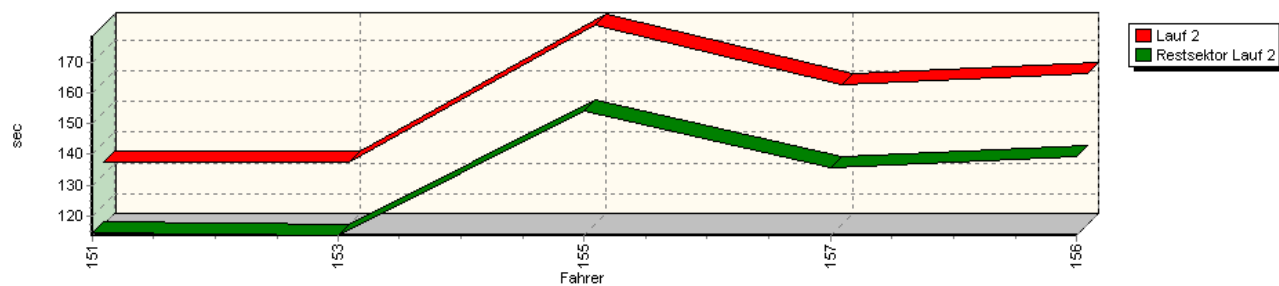
Speed-Diagramm Lauf 2



Sektor-Diagramm (Start) Lauf 2

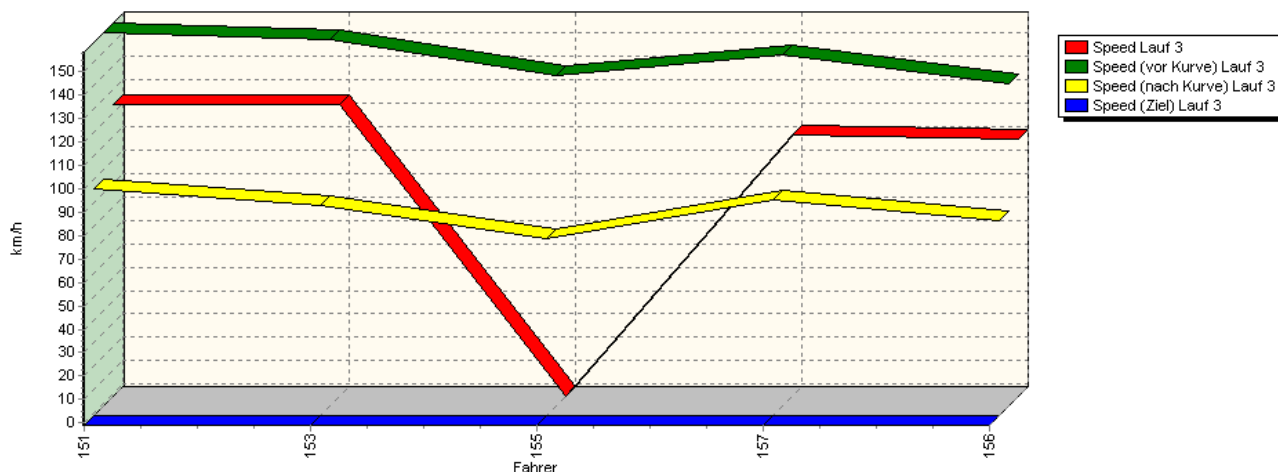


Sektor-Diagramm (Rest) Lauf 2

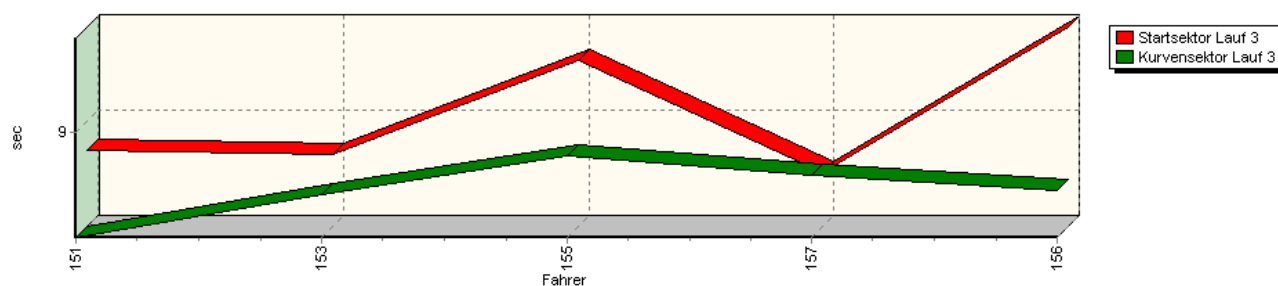


Sektorzeiten & Speeds - Gruppe E2-SS/D/Formel 3000

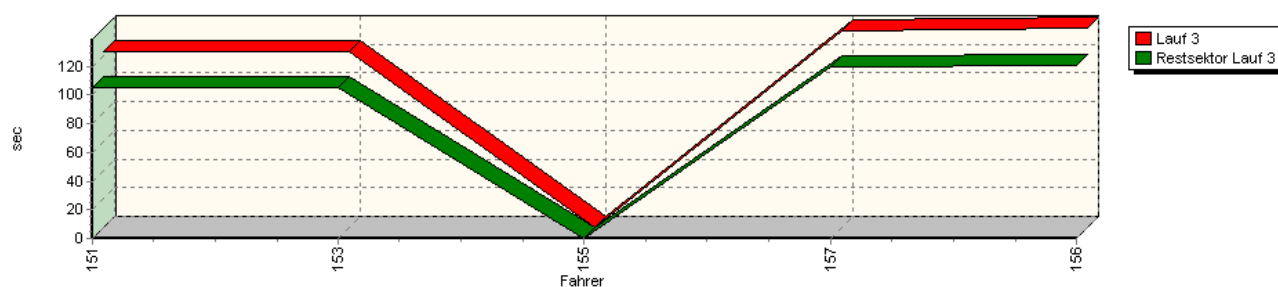
Speed-Diagramm Lauf 3



Sektor-Diagramm (Start) Lauf 3



Sektor-Diagramm (Rest) Lauf 3



Rg.	Nr.	Startsektor	Speed vor Kurve	90°-Kurve	Speed n. K.	Restsektor	Speed Ziel	Laufzeit	Speed (Lauf)	
1	151	DEBRUYNE Frank	Dallara F303							
		Lauf 1:	00:08.904	157,75 km/h	00:07.741	97,83 km/h	01:36.049	191,23 km/h	01:52.694	134,17 km/h
		Lauf 2:	00:09.716	145,67 km/h	00:09.688	80,18 km/h	01:54.641	* km/h	02:14.045	112,80 km/h
		Lauf 3:	00:08.753	158.37 km/h	00:08.102	95.55 km/h	01:45.444	* km/h	02:02.299	123.63 km/h




44. ADAC/MSR-Rhön Hauenstein-Bergrennen

16. bis 18. August 2013

Deutsche Bergmeisterschaft / DMSB Bergpokal

KW Gruppe H Berg-Cup / NSU Berg Pokal 2013

GLPberg Meisterschaft 2013



Sektorzeiten & Speeds - Gruppe E2-SS/D/Formel 3000

Rg.	Nr.	Startsektor	Speed vor Kurve	90°-Kurve	Speed n. K.	Restsektor	Speed Ziel	Laufzeit	Speed (Lauf)	
2	153	MEIERS Robert	Dallara F3							
		Lauf 1:	00:09.203	150,65 km/h	00:08.541	87,15 km/h	01:41.155	183,88 km/h	01:58.899	127,17 km/h
		Lauf 2:	00:10.599	135,80 km/h	00:09.515	85,96 km/h	01:53.744	* km/h	02:13.858	112,96 km/h
		Lauf 3:	00:08.724	155,43 km/h	00:08.472	88,44 km/h	01:45.468	* km/h	02:02.664	123,26 km/h
3	155	KRAUS Gebhard	Opel Lotus							
		Lauf 1:	00:08.790	139,81 km/h	00:08.711	86,19 km/h	01:46.278	173,90 km/h	02:03.779	122,15 km/h
		Lauf 2:	00:13.979	117,52 km/h	00:10.062	69,71 km/h	02:34.316	* km/h	02:58.357	84,77 km/h
		Lauf 3:	00:09.527	139,93 km/h	00:08.796	74,56 km/h	*	* km/h	A	* km/h
4	157	BIHL Bernhard	Black Forest Formula							
		Lauf 1:	00:08.883	151,18 km/h	00:08.386	96,24 km/h	01:48.373	174,75 km/h	02:05.642	120,34 km/h
		Lauf 2:	00:12.904	102,02 km/h	00:10.771	80,56 km/h	02:15.555	* km/h	02:39.230	94,96 km/h
		Lauf 3:	00:08.559	149,15 km/h	00:08.632	91,35 km/h	01:59.606	* km/h	02:16.797	110,53 km/h
5	156	HERZ Sascha	Formel BMW							
		Lauf 1:	00:09.306	136,62 km/h	00:07.988	86,70 km/h	01:51.419	162,30 km/h	02:08.713	117,47 km/h
		Lauf 2:	00:12.322	104,55 km/h	00:10.874	77,32 km/h	02:19.476	* km/h	02:42.672	92,95 km/h
		Lauf 3:	00:09.809	136,68 km/h	00:08.506	82,29 km/h	02:00.517	* km/h	02:18.832	108,91 km/h