




44. ADAC/MSR-Rhön Hauenstein-Bergrennen

16. bis 18. August 2013

Deutsche Bergmeisterschaft / DMSB Bergpokal

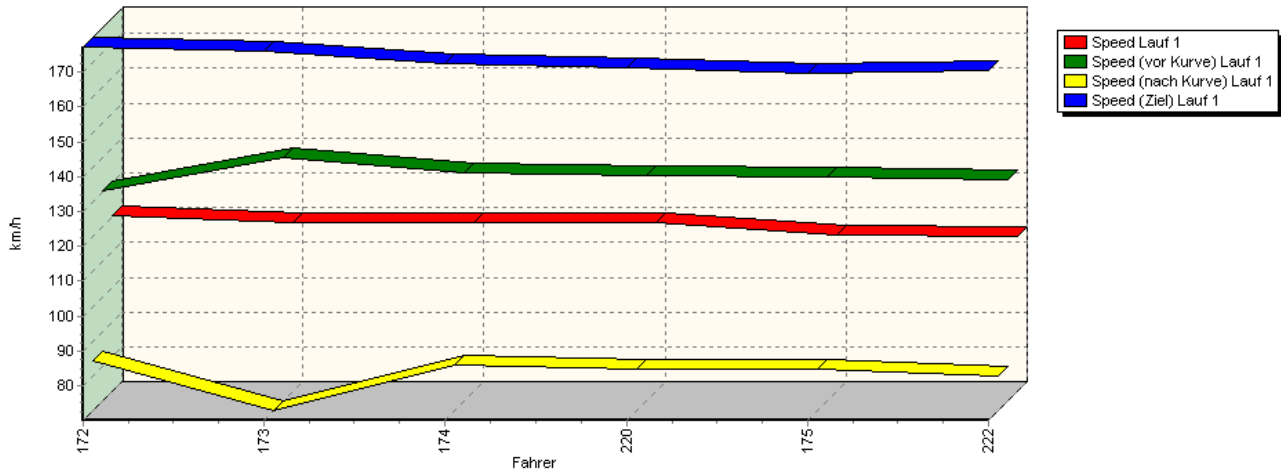
KW Gruppe H Berg-Cup / NSU Berg Pokal 2013

GLPberg Meisterschaft 2013

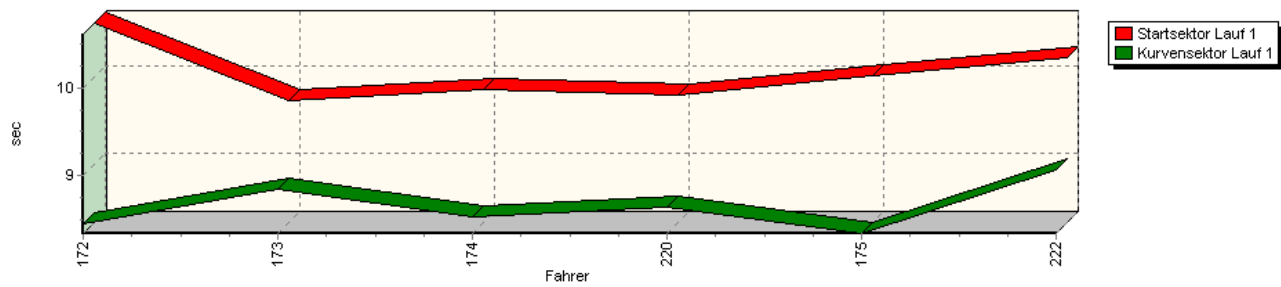


Sektorzeiten & Speeds - Gruppe FS/E1/E2-SH

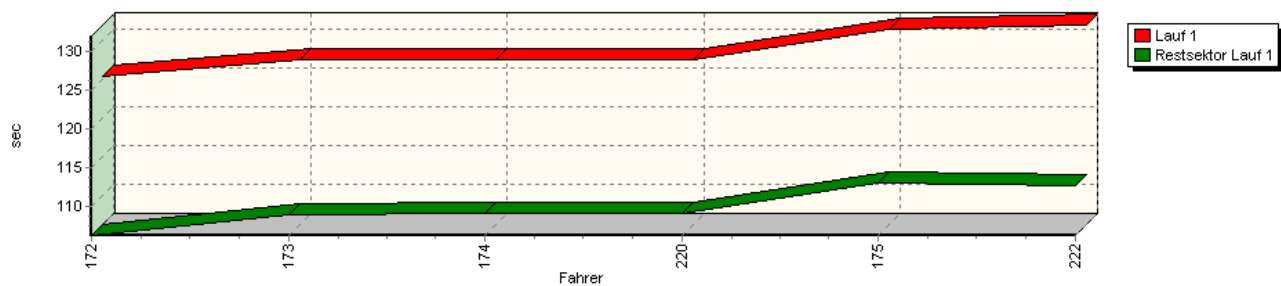
Speed-Diagramm Lauf 1



Sektor-Diagramm (Start) Lauf 1



Sektor-Diagramm (Rest) Lauf 1






44. ADAC/MSC-Rhön Hauenstein-Bergrennen

16. bis 18. August 2013

Deutsche Bergmeisterschaft / DMSB Bergpokal

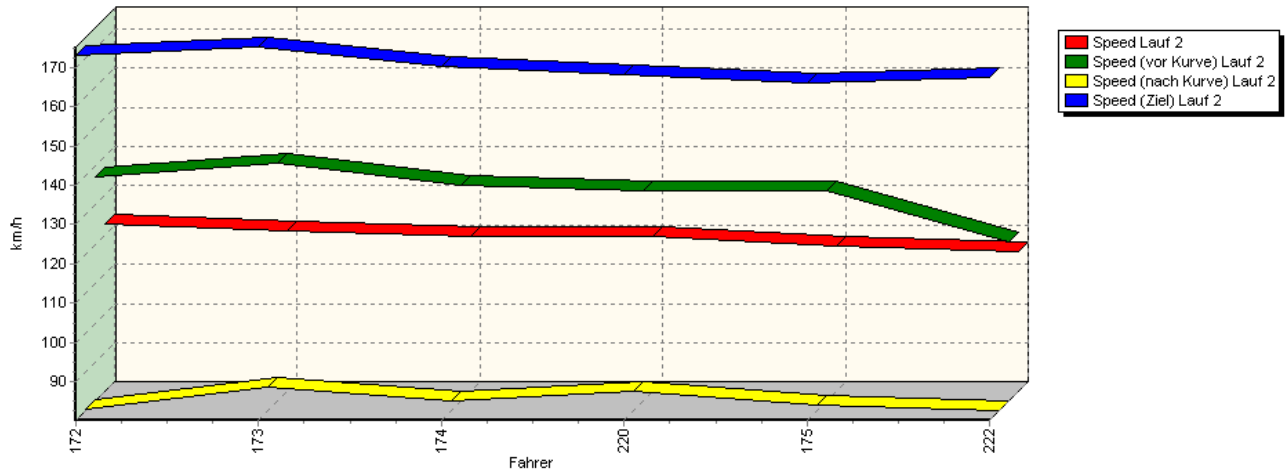
KW Gruppe H Berg-Cup / NSU Berg Pokal 2013

GLPberg Meisterschaft 2013

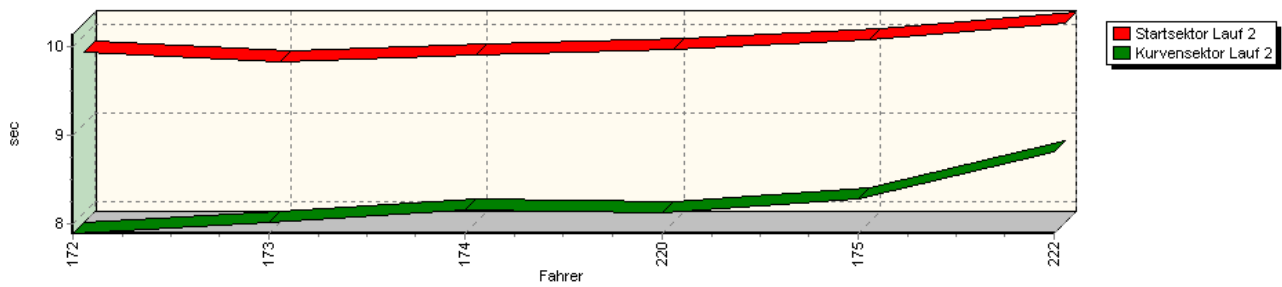


Sektorzeiten & Speeds - Gruppe FS/E1/E2-SH

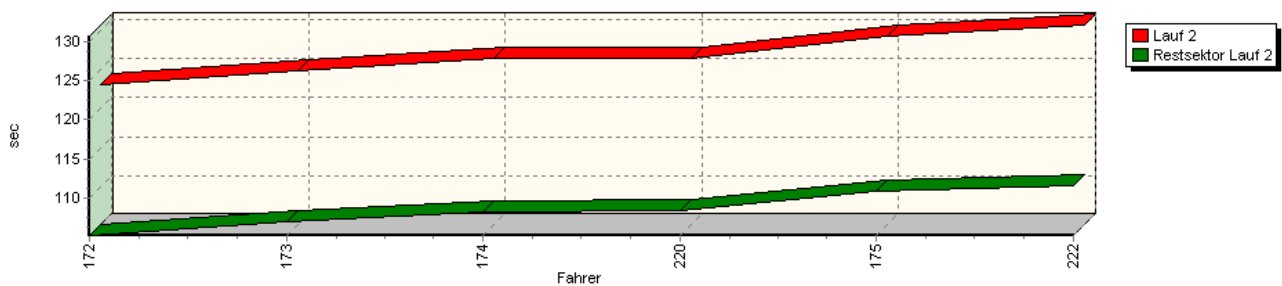
Speed-Diagramm Lauf 2



Sektor-Diagramm (Start) Lauf 2

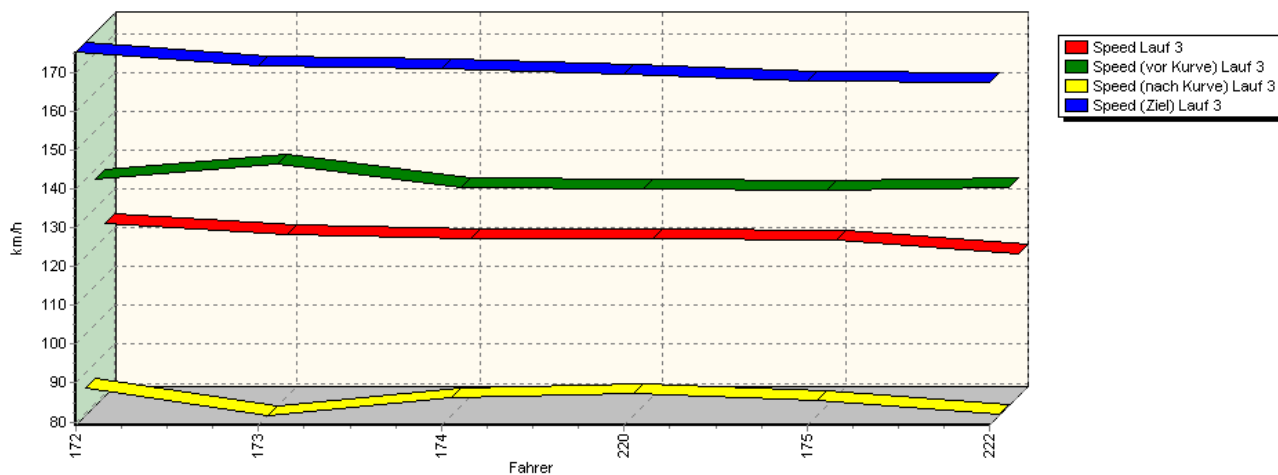


Sektor-Diagramm (Rest) Lauf 2

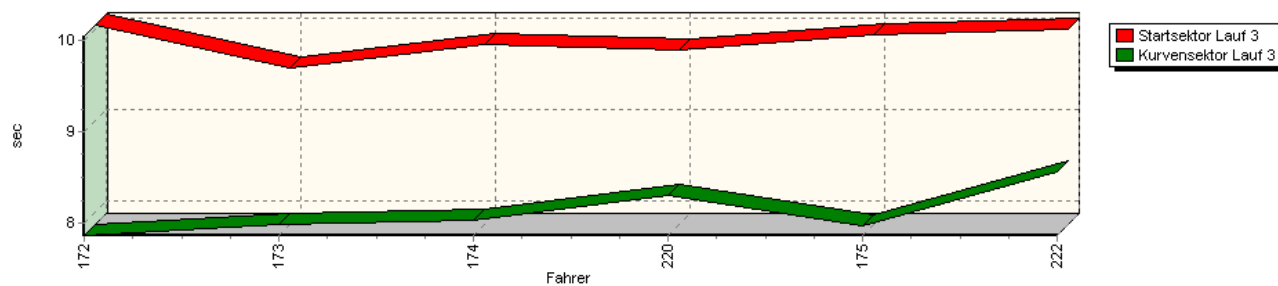


Sektorzeiten & Speeds - Gruppe FS/E1/E2-SH

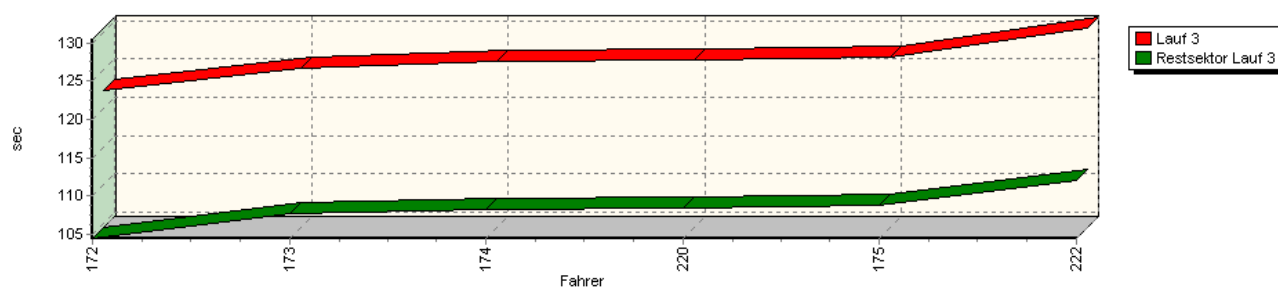
Speed-Diagramm Lauf 3



Sektor-Diagramm (Start) Lauf 3



Sektor-Diagramm (Rest) Lauf 3



Rg.	Nr.	Startsektor	Speed vor Kurve	90°-Kurve	Speed n. K.	Restsektor	Speed Ziel	Laufzeit	Speed (Lauf)	
1	172	PAULITSCH Hans		VW Scirocco						
		Lauf 1:	00:10.635	130,32 km/h	00:08.424	84,29 km/h	01:46.254	177,17 km/h	02:05.313	120,66 km/h
		Lauf 2:	00:09.805	137,34 km/h	00:07.895	80,53 km/h	01:45.314	173,05 km/h	02:03.014	122,91 km/h
		Lauf 3:	00:10.042	137,48 km/h	00:07.862	86,25 km/h	01:44.433	175,20 km/h	02:02.337	123,59 km/h




44. ADAC/MSR-Rhön Hauenstein-Bergrennen

16. bis 18. August 2013

Deutsche Bergmeisterschaft / DMSB Bergpokal

KW Gruppe H Berg-Cup / NSU Berg Pokal 2013

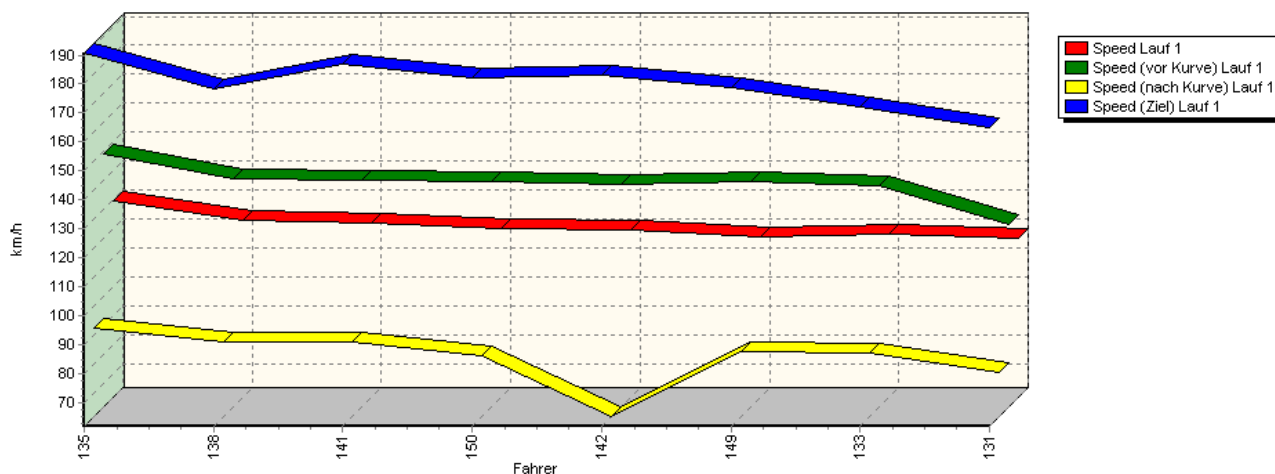
GLPberg Meisterschaft 2013



Sektorzeiten & Speeds - Gruppe FS/E1/E2-SH

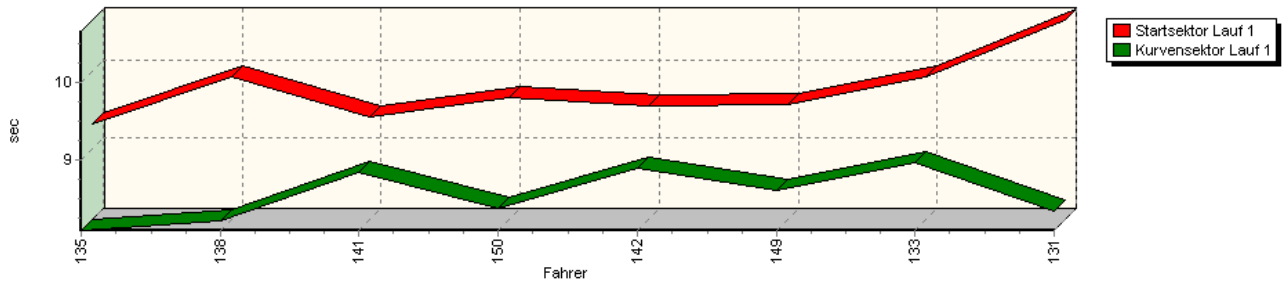
Rg.	Nr.	Startsektor	Speed vor Kurve	90°Kurve	Speed n. K.	Restsektor	Speed Ziel	Laufzeit	Speed (Lauf)	
2	173	AUCHTER Tobias	Opel Corsa Zöllner GSI							
		Lauf 1:	00:09.728	139,76 km/h	00:08.839	70,14 km/h	01:48.921	176,06 km/h	02:07.488	118,60 km/h
		Lauf 2:	00:09.703	140,65 km/h	00:08.013	86,29 km/h	01:47.147	175,20 km/h	02:04.863	121,09 km/h
		Lauf 3:	00:09.573	141,29 km/h	00:07.977	79,14 km/h	01:47.728	171,64 km/h	02:05.278	120,69 km/h
3	174	HEINDRICHS Werner	Opel Schneider Corsa							
		Lauf 1:	00:09.866	135,38 km/h	00:08.513	83,04 km/h	01:49.129	172,59 km/h	02:07.508	118,58 km/h
		Lauf 2:	00:09.788	134,95 km/h	00:08.159	82,53 km/h	01:48.380	170,14 km/h	02:06.327	119,69 km/h
		Lauf 3:	00:09.830	135,53 km/h	00:08.024	83,64 km/h	01:48.312	170,76 km/h	02:06.166	119,84 km/h
4	220	WEIßDORN Franz	VW Polo							
		Lauf 1:	00:09.792	134,57 km/h	00:08.618	81,86 km/h	01:49.047	171,40 km/h	02:07.457	118,63 km/h
		Lauf 2:	00:09.841	133,77 km/h	00:08.127	84,99 km/h	01:48.433	167,99 km/h	02:06.401	119,62 km/h
		Lauf 3:	00:09.770	134,84 km/h	00:08.300	84,84 km/h	01:48.333	169,51 km/h	02:06.403	119,62 km/h
5	175	SCHULTE Manfred	Citroen AX Kitcar 16V							
		Lauf 1:	00:10.020	134,33 km/h	00:08.316	82,08 km/h	01:53.116	169,51 km/h	02:11.452	115,02 km/h
		Lauf 2:	00:09.955	133,70 km/h	00:08.282	81,49 km/h	01:50.893	165,94 km/h	02:09.130	117,09 km/h
		Lauf 3:	00:09.940	134,74 km/h	00:07.972	82,94 km/h	01:48.842	167,63 km/h	02:06.754	119,29 km/h
6	222	KLEINER Martin	VW Polo							
		Lauf 1:	00:10.232	133,54 km/h	00:09.052	79,86 km/h	01:52.665	170,61 km/h	02:11.949	114,59 km/h
		Lauf 2:	00:10.140	120,76 km/h	00:08.815	80,14 km/h	01:51.665	167,54 km/h	02:10.620	115,76 km/h
		Lauf 3:	00:10.001	135,35 km/h	00:08.552	79,37 km/h	01:51.968	167,53 km/h	02:10.521	115,84 km/h

Speed-Diagramm Lauf 1

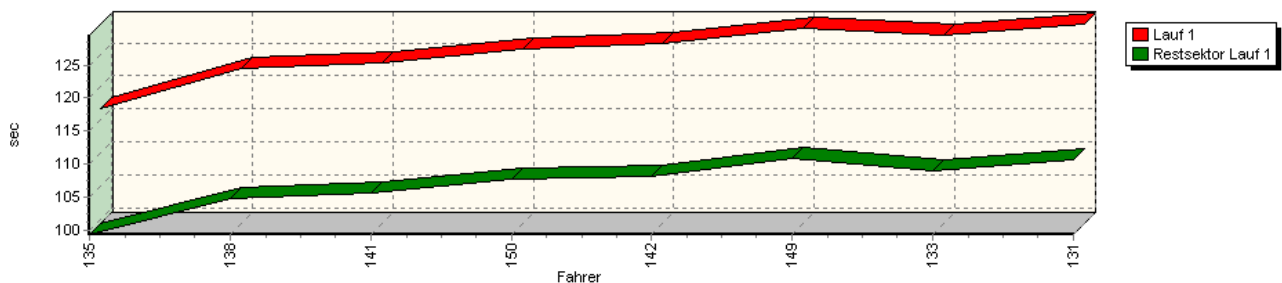


Sektorzeiten & Speeds - Gruppe FS/E1/E2-SH

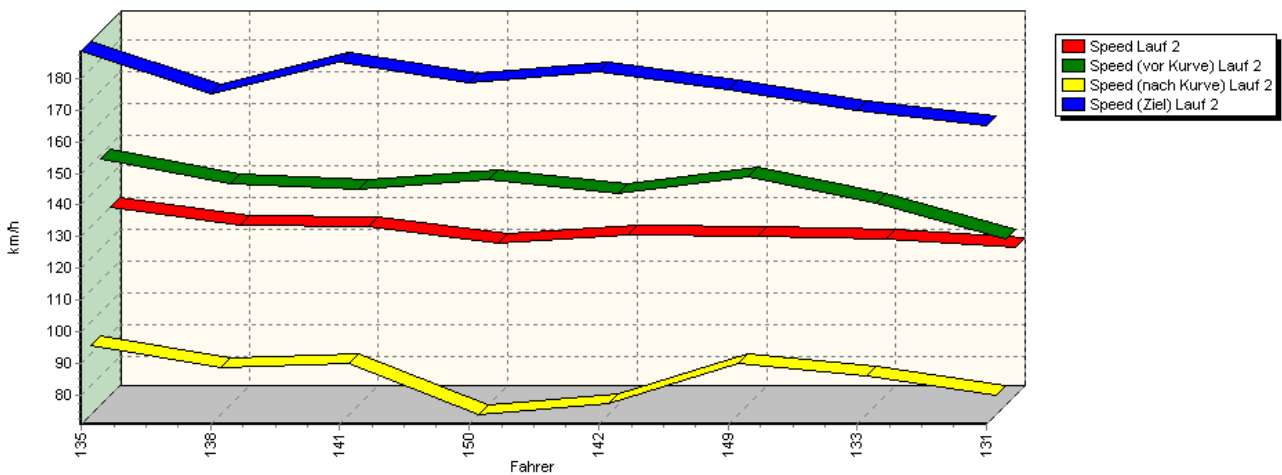
Sektor-Diagramm (Start) Lauf 1



Sektor-Diagramm (Rest) Lauf 1

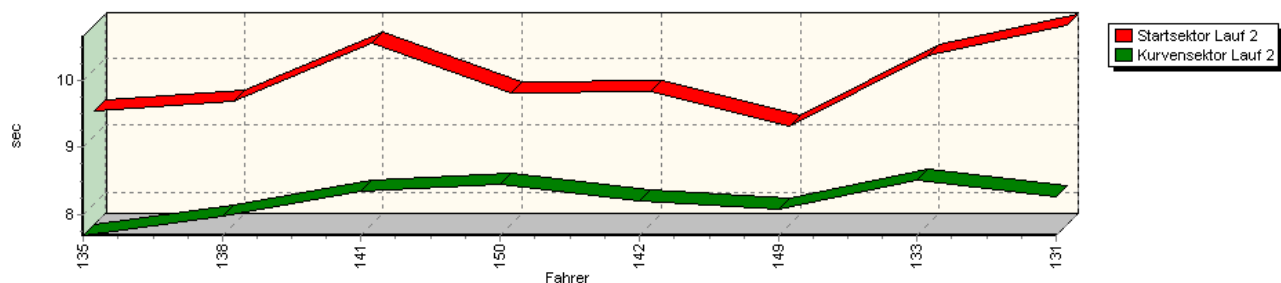


Speed-Diagramm Lauf 2

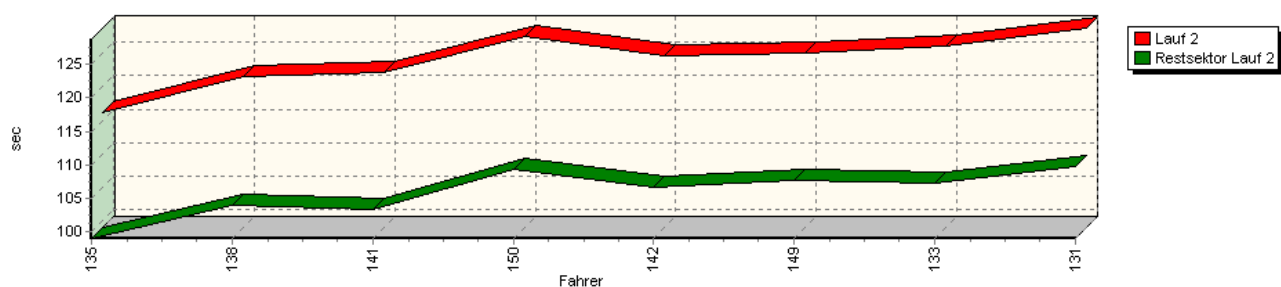


Sektorzeiten & Speeds - Gruppe FS/E1/E2-SH

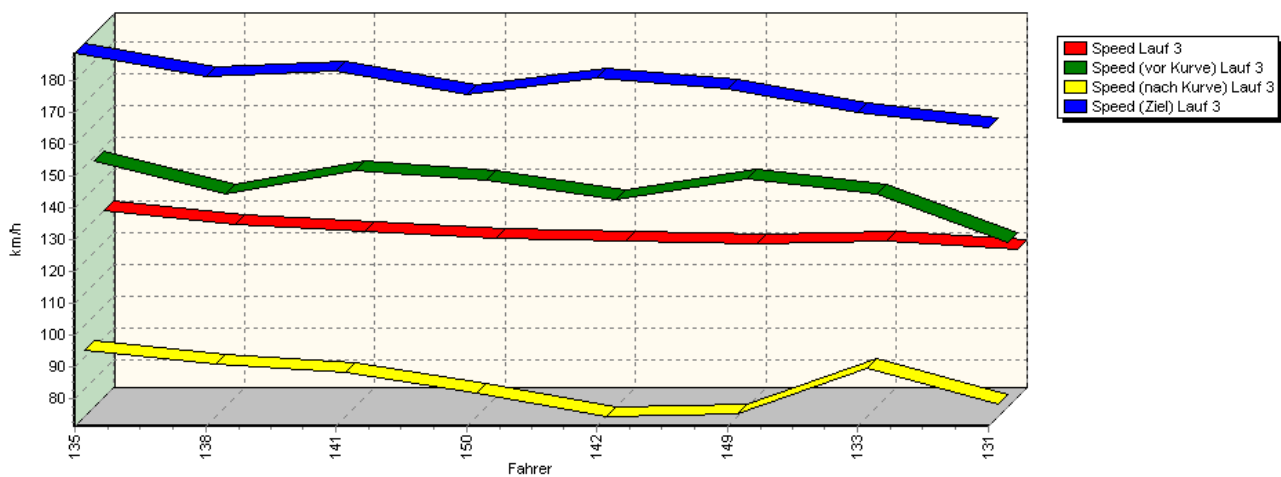
Sektor-Diagramm (Start) Lauf 2



Sektor-Diagramm (Rest) Lauf 2



Speed-Diagramm Lauf 3






44. ADAC/MSC-Rhön Hauenstein-Bergrennen

16. bis 18. August 2013

Deutsche Bergmeisterschaft / DMSB Bergpokal

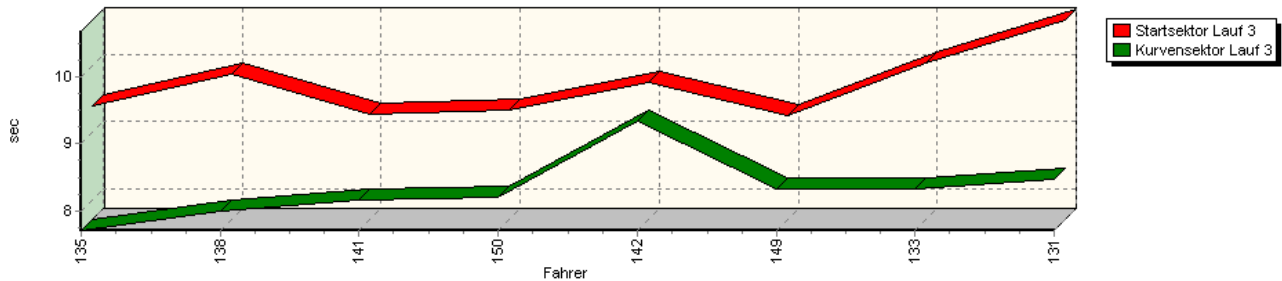
KW Gruppe H Berg-Cup / NSU Berg Pokal 2013

GLPberg Meisterschaft 2013

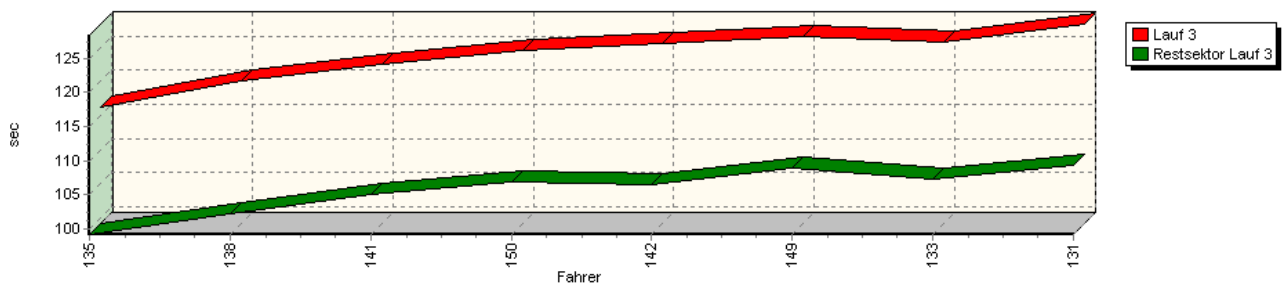


Sektorzeiten & Speeds - Gruppe FS/E1/E2-SH

Sektor-Diagramm (Start) Lauf 3



Sektor-Diagramm (Rest) Lauf 3



Rg.	Nr.	Startsektor	Speed vor Kurve	90°Kurve	Speed n. K.	Restsektor	Speed Ziel	Laufzeit	Speed (Lauf)	
1	135	MINICHBERGER Mario	Minichberger Scirocco							
		Lauf 1:	00:09.325	149,00 km/h	00:08.110	92,11 km/h	01:39.269	190,73 km/h	01:56.704	129,56 km/h
		Lauf 2:	00:09.373	148,68 km/h	00:07.690	92,53 km/h	01:39.068	188,68 km/h	01:56.131	130,20 km/h
		Lauf 3:	00:09.407	148,69 km/h	00:07.702	92,27 km/h	01:39.201	188,80 km/h	01:56.310	130,00 km/h
2	138	REICH Markus	VW Golf II 16V							
		Lauf 1:	00:09.927	140,39 km/h	00:08.236	87,30 km/h	01:44.667	178,27 km/h	02:02.830	123,10 km/h
		Lauf 2:	00:09.522	140,75 km/h	00:07.983	85,76 km/h	01:43.967	174,97 km/h	02:01.472	124,47 km/h
		Lauf 3:	00:09.866	138,28 km/h	00:07.992	87,90 km/h	01:42.305	181,32 km/h	02:00.163	125,83 km/h
3	141	ELLER Hans Peter	Ford Escort RS 2000							
		Lauf 1:	00:09.406	140,07 km/h	00:08.847	87,72 km/h	01:45.531	186,74 km/h	02:03.784	122,15 km/h
		Lauf 2:	00:10.382	138,74 km/h	00:08.341	86,77 km/h	01:43.371	185,26 km/h	02:02.094	123,84 km/h
		Lauf 3:	00:09.269	145,82 km/h	00:08.148	85,23 km/h	01:45.010	183,27 km/h	02:02.427	123,50 km/h
4	150	FRANK Rene	BMW 320 STC							
		Lauf 1:	00:09.666	139,47 km/h	00:08.385	82,55 km/h	01:47.692	182,10 km/h	02:05.743	120,25 km/h
		Lauf 2:	00:09.647	142,13 km/h	00:08.444	70,73 km/h	01:49.321	178,71 km/h	02:07.412	118,67 km/h
		Lauf 3:	00:09.328	142,80 km/h	00:08.207	78,58 km/h	01:46.943	175,77 km/h	02:04.478	121,47 km/h
5	142	SCHRÖRS Andrä	Talbot SMG Lotus							
		Lauf 1:	00:09.551	138,84 km/h	00:08.894	61,72 km/h	01:48.188	183,13 km/h	02:06.633	119,40 km/h
		Lauf 2:	00:09.657	137,52 km/h	00:08.213	74,24 km/h	01:46.736	182,05 km/h	02:04.606	121,34 km/h
		Lauf 3:	00:09.758	136,75 km/h	00:09.328	71,32 km/h	01:46.447	180,96 km/h	02:05.533	120,45 km/h
6	149	SAAL Markus	Opel Kadett C Limo16V							
		Lauf 1:	00:09.569	139,65 km/h	00:08.622	84,23 km/h	01:50.778	178,59 km/h	02:08.969	117,24 km/h
		Lauf 2:	00:09.158	142,97 km/h	00:08.080	87,09 km/h	01:47.679	176,66 km/h	02:04.917	121,04 km/h
		Lauf 3:	00:09.263	143,14 km/h	00:08.320	71,98 km/h	01:48.936	177,40 km/h	02:06.519	119,51 km/h




44. ADAC/MSR-Rhön Hauenstein-Bergrennen

16. bis 18. August 2013

Deutsche Bergmeisterschaft / DMSB Bergpokal

KW Gruppe H Berg-Cup / NSU Berg Pokal 2013

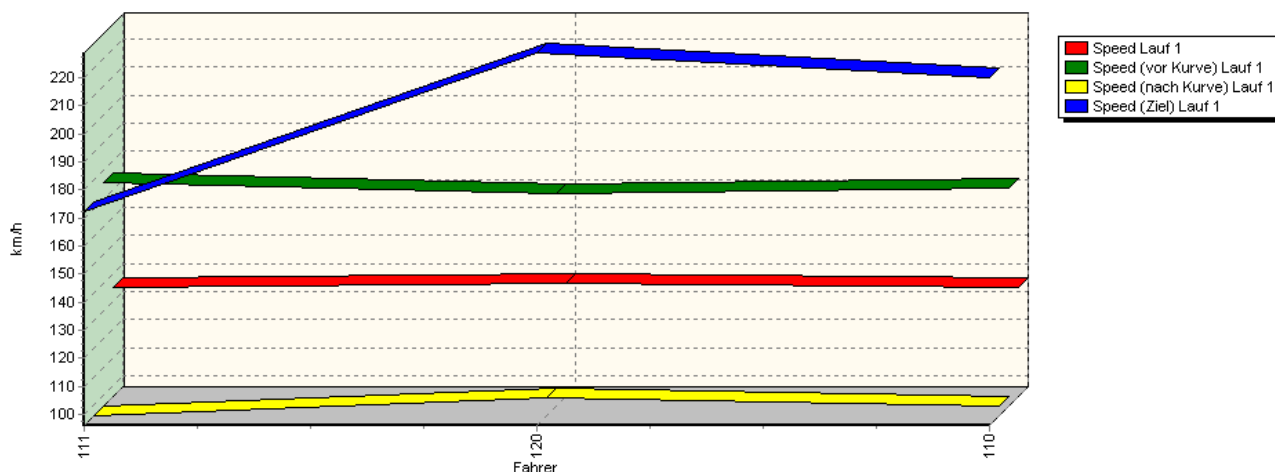
GLPberg Meisterschaft 2013



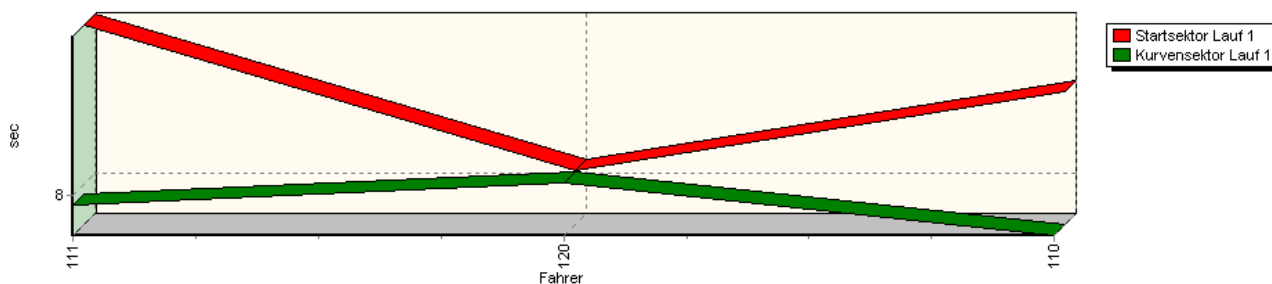
Sektorzeiten & Speeds - Gruppe FS/E1/E2-SH

Rg.	Nr.	Startsektor	Speed vor Kurve	90°Kurve	Speed n. K.	Restsektor	Speed Ziel	Laufzeit	Speed (Lauf)	
7	133	BODENMÜLLER Edmund	Minichberger Kadett C							
		Lauf 1:	00:09.929	138,10 km/h	00:08.980	83,93 km/h	01:49.037	172,05 km/h	02:07.946	118,17 km/h
		Lauf 2:	00:10.200	134,48 km/h	00:08.514	83,06 km/h	01:47.267	169,85 km/h	02:05.981	120,02 km/h
		Lauf 3:	00:10.044	138,40 km/h	00:08.319	86,43 km/h	01:47.298	169,90 km/h	02:05.661	120,32 km/h
8	131	SCHUSTER Jürgen	Mazda RX 7							
		Lauf 1:	00:10.644	124,65 km/h	00:08.353	77,07 km/h	01:50.576	165,08 km/h	02:09.573	116,69 km/h
		Lauf 2:	00:10.648	123,25 km/h	00:08.260	76,78 km/h	01:49.774	165,02 km/h	02:08.682	117,50 km/h
		Lauf 3:	00:10.681	123,01 km/h	00:08.468	75,35 km/h	01:49.237	165,30 km/h	02:08.386	117,77 km/h

Speed-Diagramm Lauf 1



Sektor-Diagramm (Start) Lauf 1






44. ADAC/MSC-Rhön Hauenstein-Bergrennen

16. bis 18. August 2013

Deutsche Bergmeisterschaft / DMSB Bergpokal

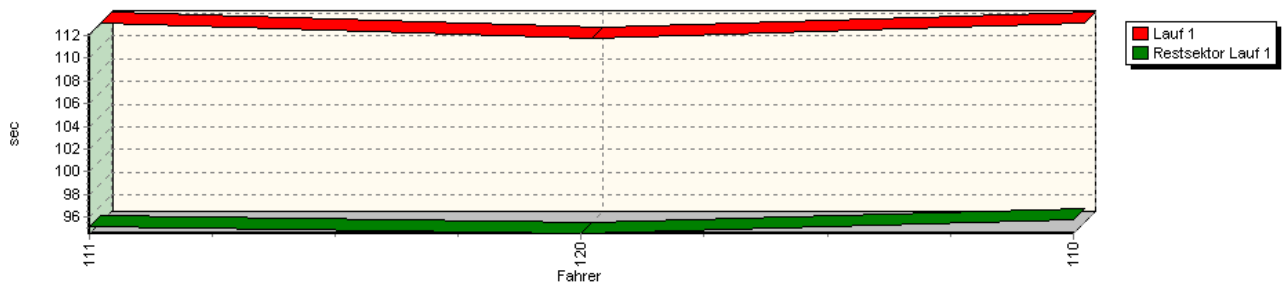
KW Gruppe H Berg-Cup / NSU Berg Pokal 2013

GLPberg Meisterschaft 2013

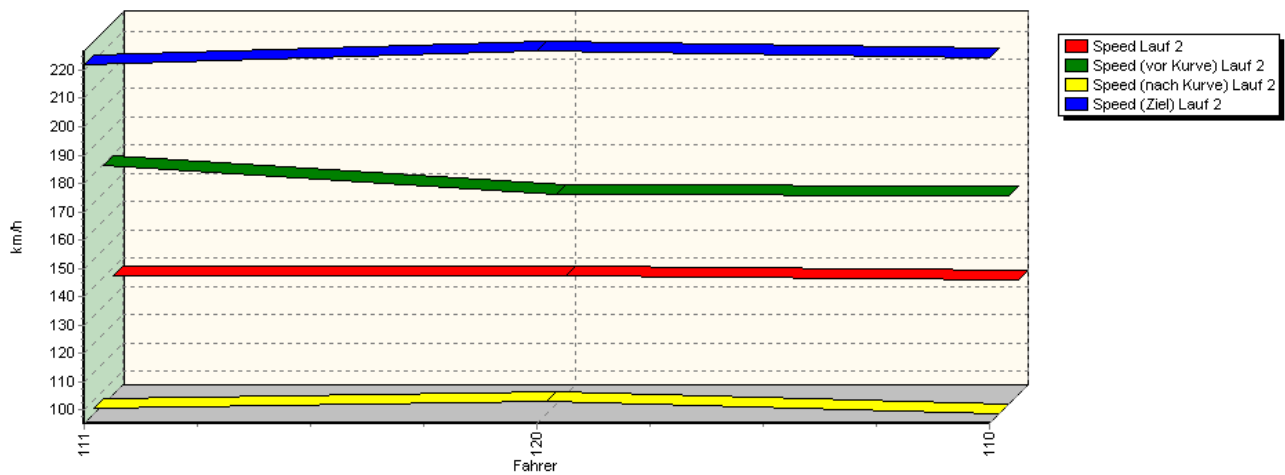


Sektorzeiten & Speeds - Gruppe FS/E1/E2-SH

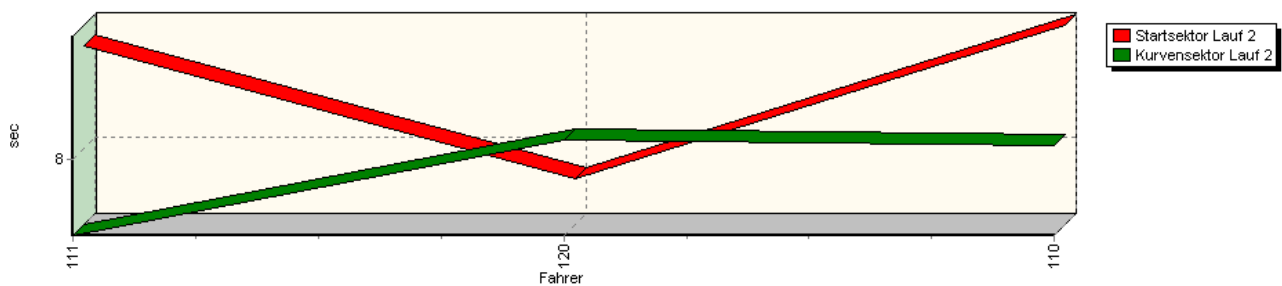
Sektor-Diagramm (Rest) Lauf 1



Speed-Diagramm Lauf 2

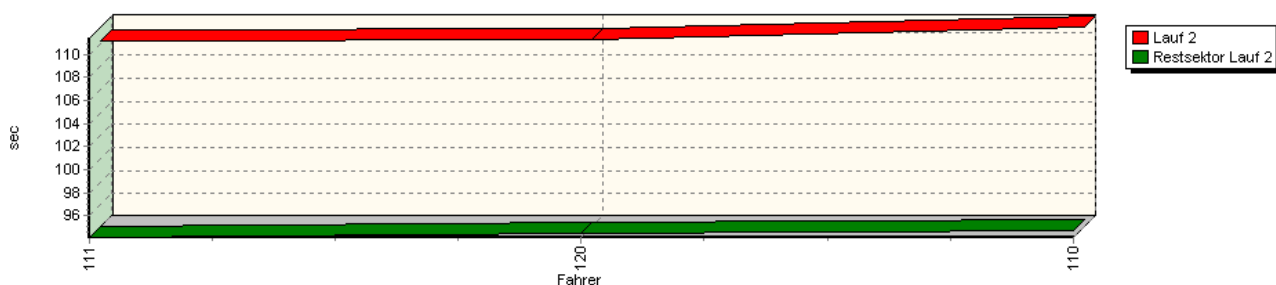


Sektor-Diagramm (Start) Lauf 2

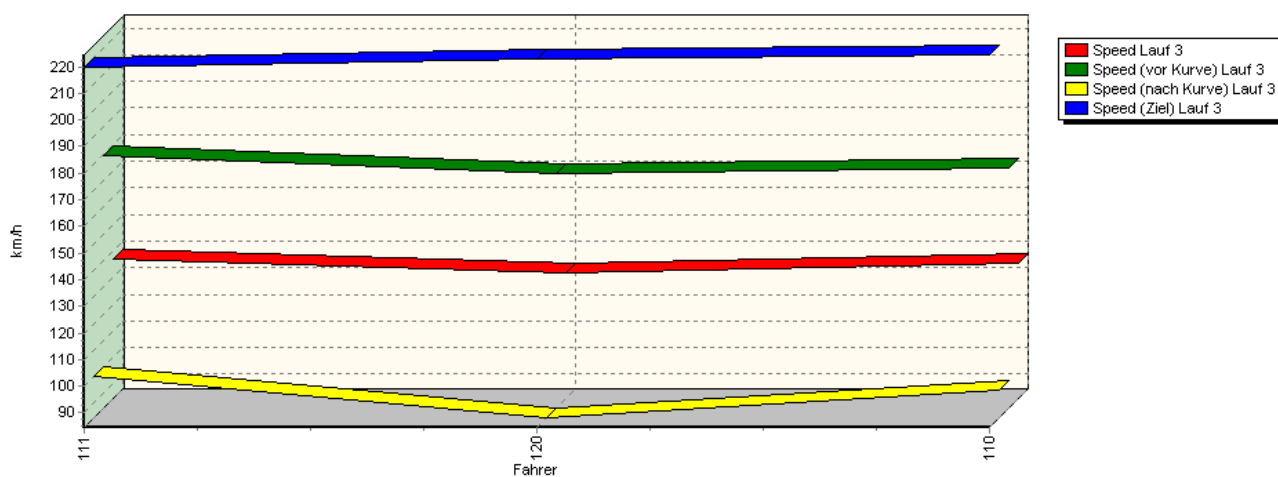


Sektorzeiten & Speeds - Gruppe FS/E1/E2-SH

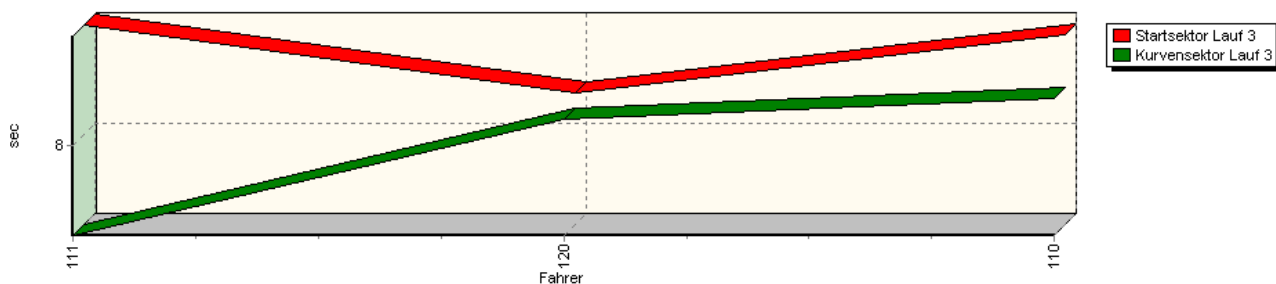
Sektor-Diagramm (Rest) Lauf 2



Speed-Diagramm Lauf 3



Sektor-Diagramm (Start) Lauf 3






44. ADAC/MSC-Rhön Hauenstein-Bergrennen

16. bis 18. August 2013

Deutsche Bergmeisterschaft / DMSB Bergpokal

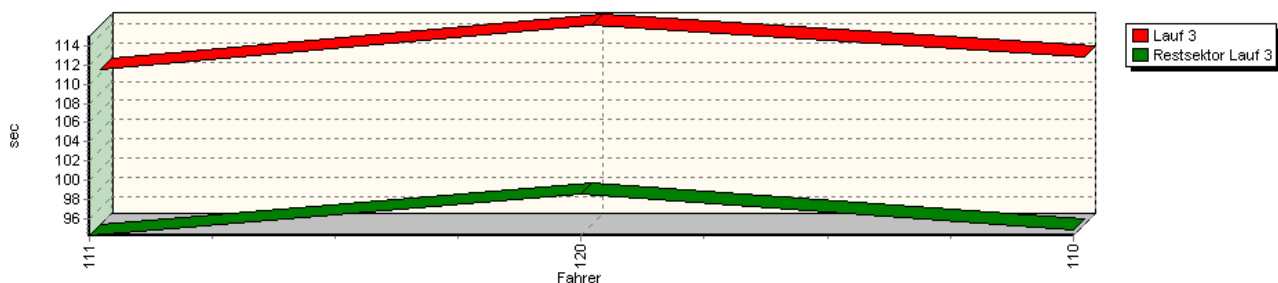
KW Gruppe H Berg-Cup / NSU Berg Pokal 2013

GLPberg Meisterschaft 2013



Sektorzeiten & Speeds - Gruppe FS/E1/E2-SH

Sektor-Diagramm (Rest) Lauf 3



Rg.	Nr.	Startsektor	Speed vor Kurve	90°-Kurve	Speed n. K.	Restsektor	Speed Ziel	Laufzeit	Speed (Lauf)	
1	111	HOFFMANN Klaus	Opel Astra DTM V8							
		Lauf 1:	00:08.880	176,02 km/h	00:07.946	96,14 km/h	01:35.222	172,26 km/h	01:52.048	134,94 km/h
		Lauf 2:	00:08.539	179,54 km/h	00:07.596	97,54 km/h	01:34.095	221,72 km/h	01:50.230	137,17 km/h
		Lauf 3:	00:08.585	179,28 km/h	00:07.519	99,93 km/h	01:34.271	219,59 km/h	01:50.375	136,99 km/h
2	120	STOLZ Herbert	Porsche 935 DP II							
		Lauf 1:	00:08.075	172,06 km/h	00:08.073	102,66 km/h	01:34.584	228,89 km/h	01:50.732	136,55 km/h
		Lauf 2:	00:07.835	169,37 km/h	00:08.097	99,71 km/h	01:34.452	226,77 km/h	01:50.384	136,98 km/h
		Lauf 3:	00:08.221	172,59 km/h	00:08.141	84,53 km/h	01:38.626	222,71 km/h	01:54.988	131,49 km/h
3	110	SCHMITT Sebastian	Opel Astra DTM V8							
		Lauf 1:	00:08.512	174,06 km/h	00:07.779	99,69 km/h	01:35.798	220,15 km/h	01:52.089	134,89 km/h
		Lauf 2:	00:08.647	168,94 km/h	00:08.074	95,36 km/h	01:34.696	224,43 km/h	01:51.417	135,71 km/h
		Lauf 3:	00:08.533	174,50 km/h	00:08.251	95,14 km/h	01:34.824	224,46 km/h	01:51.608	135,47 km/h