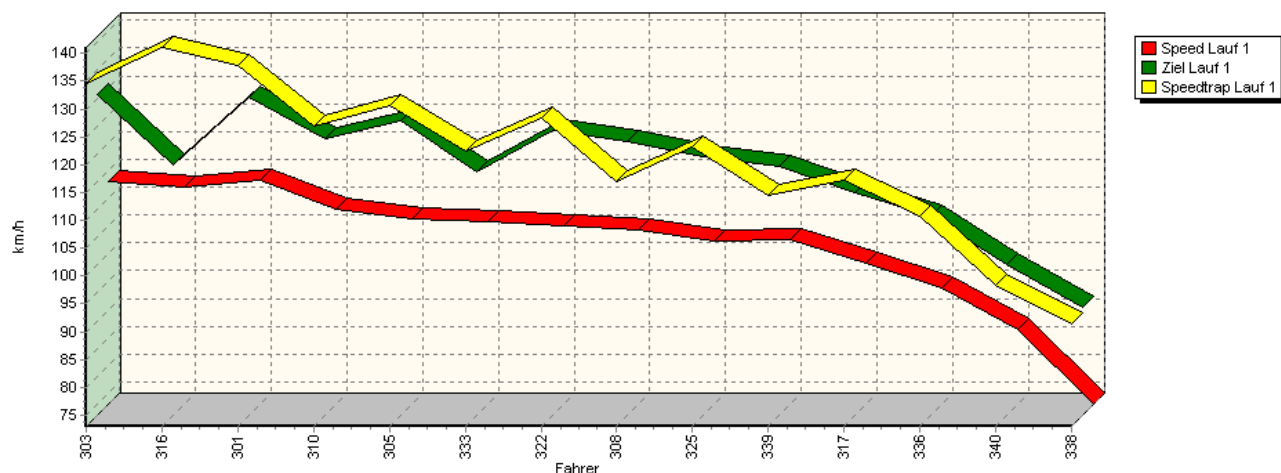
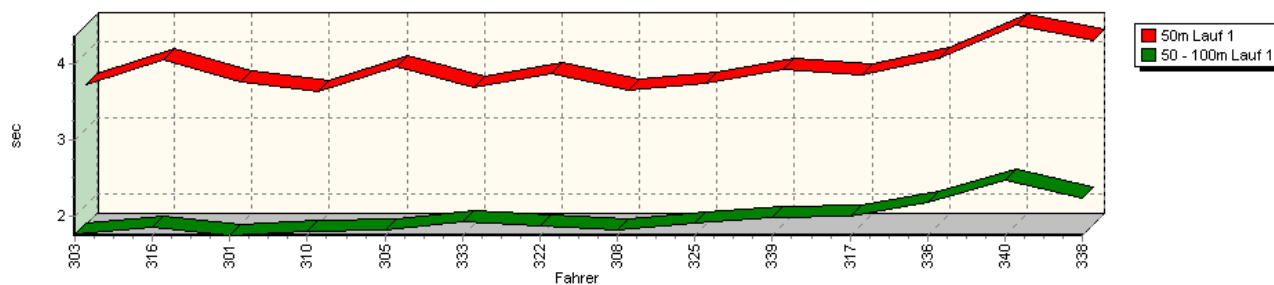


# Sektorzeiten & Speeds - Rennen - Gruppe H (DMSB) bis 1600 ccm und bis 2000 ccm - Klasse

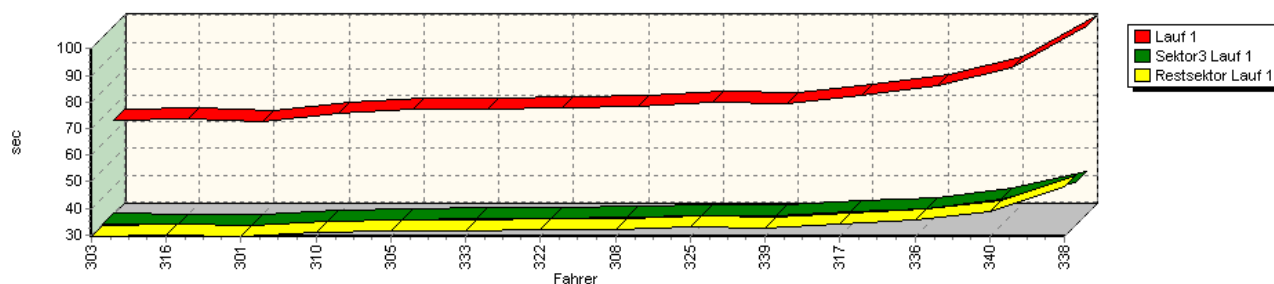
**Speed-Diagramm Lauf 1**



**Sektor-Diagramm (Start) Lauf 1**

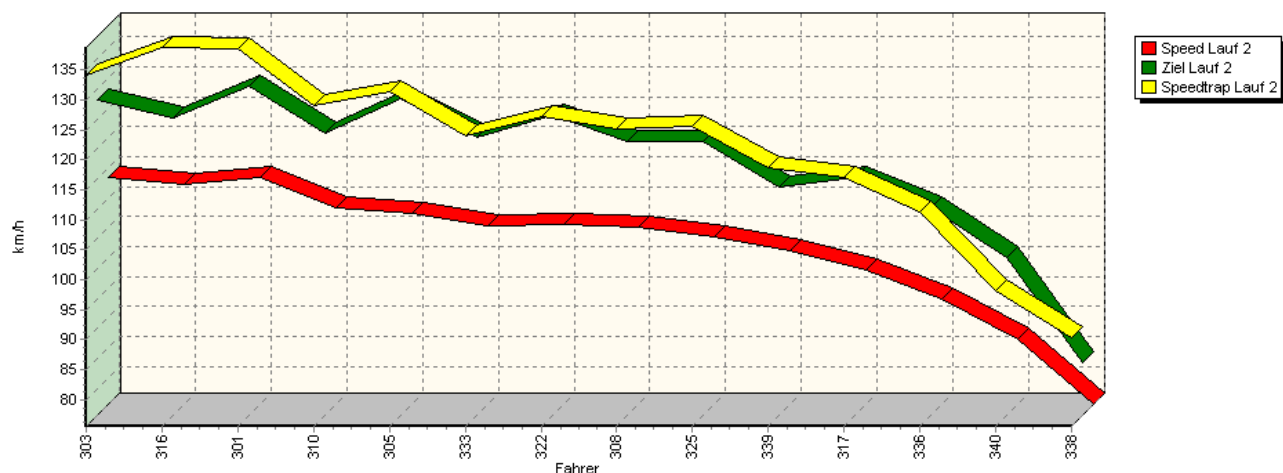


**Sektor-Diagramm (Rest) Lauf 1**

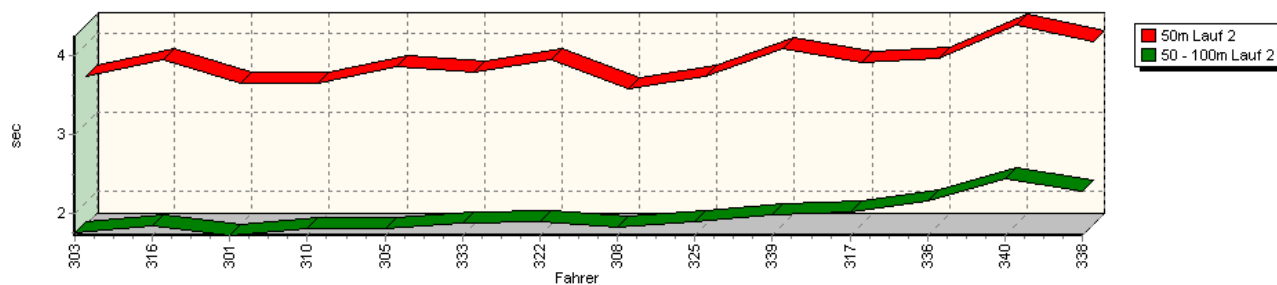


## Sektorzeiten & Speeds - Rennen - Gruppe H (DMSB) bis 1600 ccm und bis 2000 ccm - Klasse

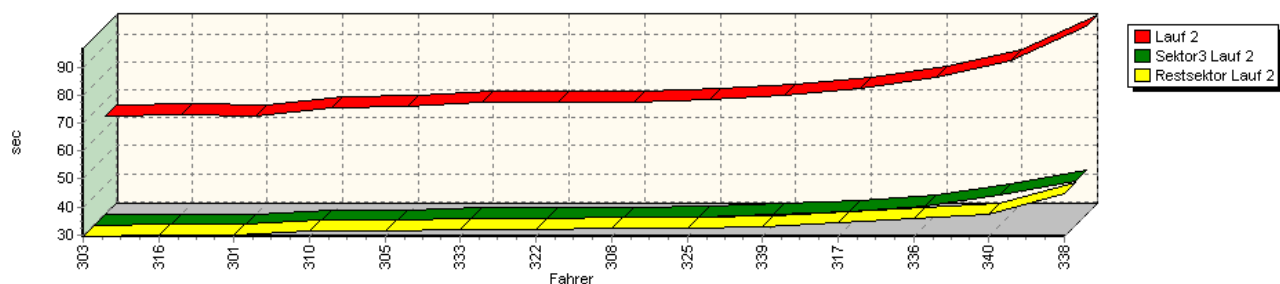
Speed-Diagramm Lauf 2



Sektor-Diagramm (Start) Lauf 2

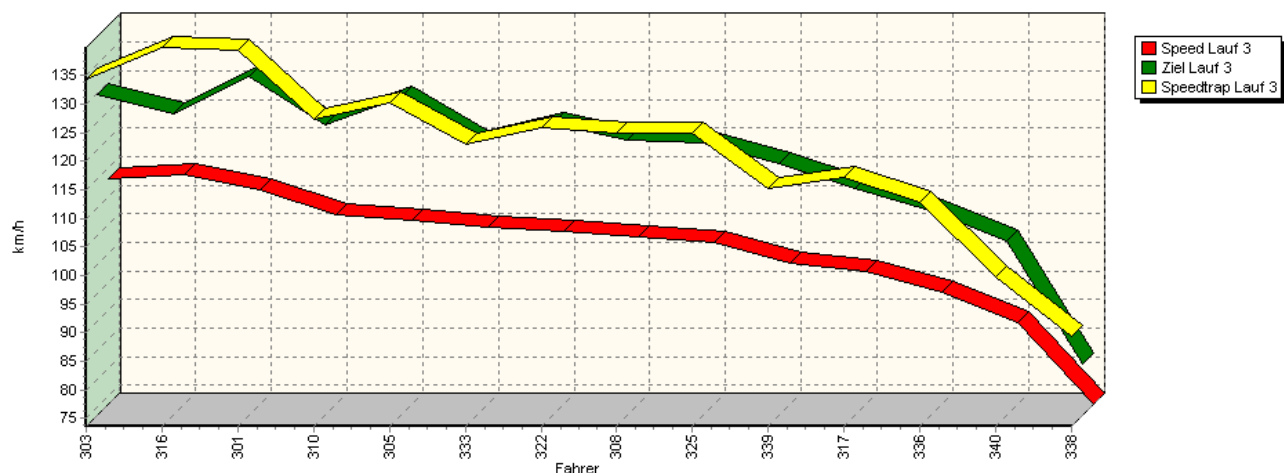


Sektor-Diagramm (Rest) Lauf 2

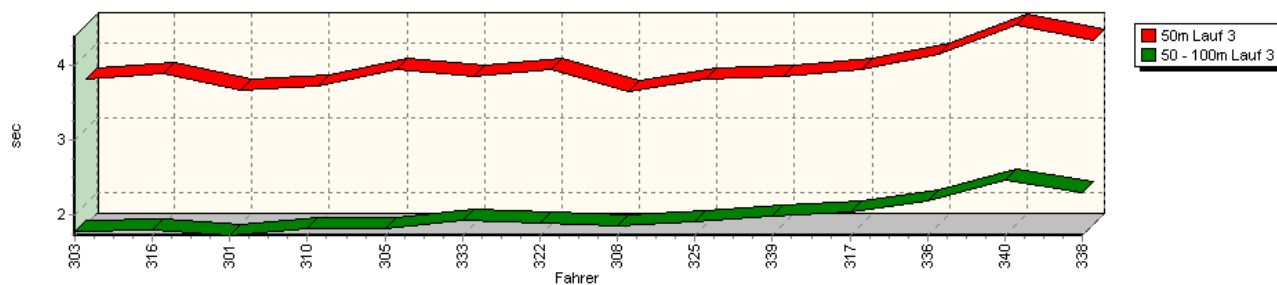


## Sektorzeiten & Speeds - Rennen - Gruppe H (DMSB) bis 1600 ccm und bis 2000 ccm - Klasse

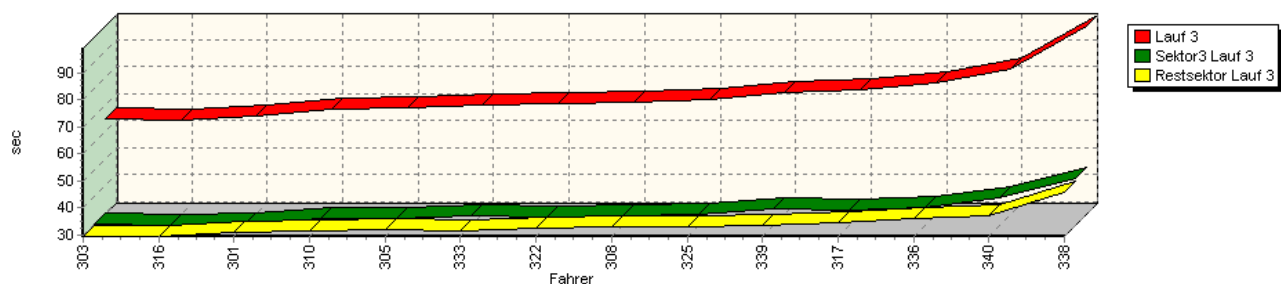
Speed-Diagramm Lauf 3



Sektor-Diagramm (Start) Lauf 3

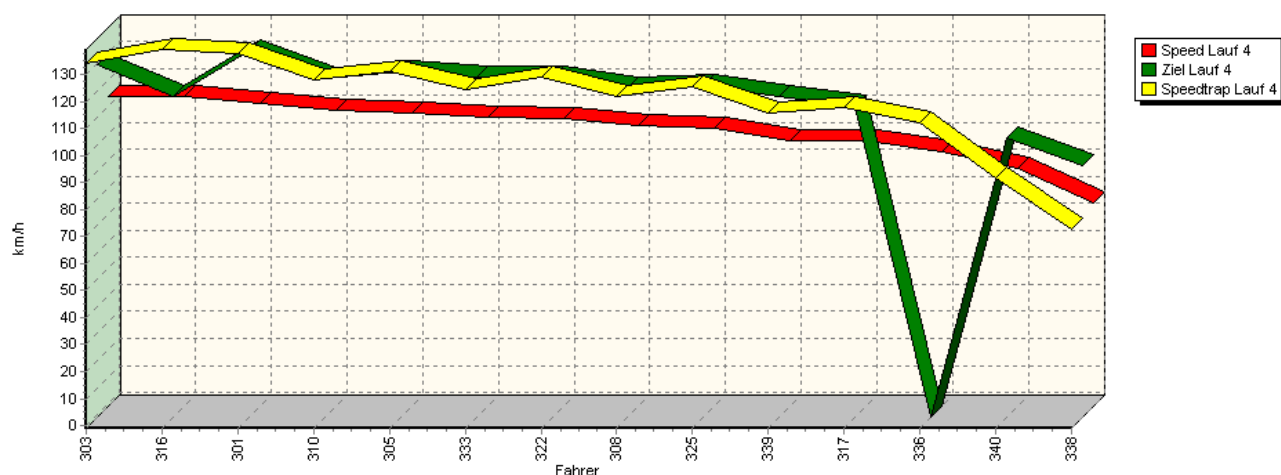


Sektor-Diagramm (Rest) Lauf 3

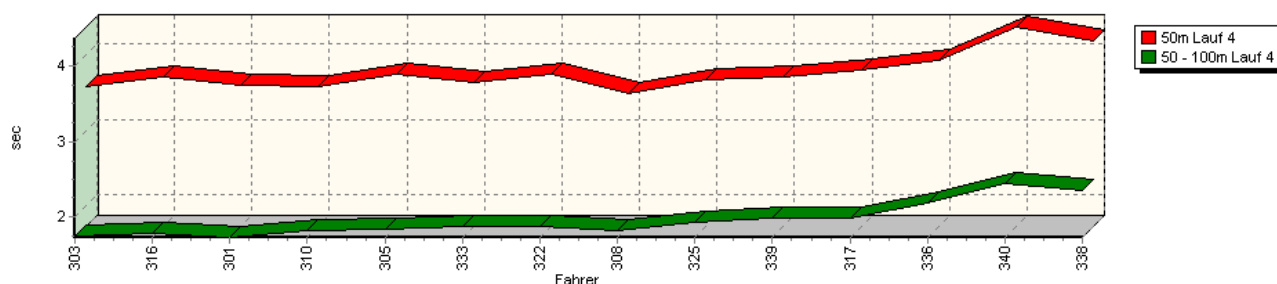


## Sektorzeiten & Speeds - Rennen - Gruppe H (DMSB) bis 1600 ccm und bis 2000 ccm - Klasse

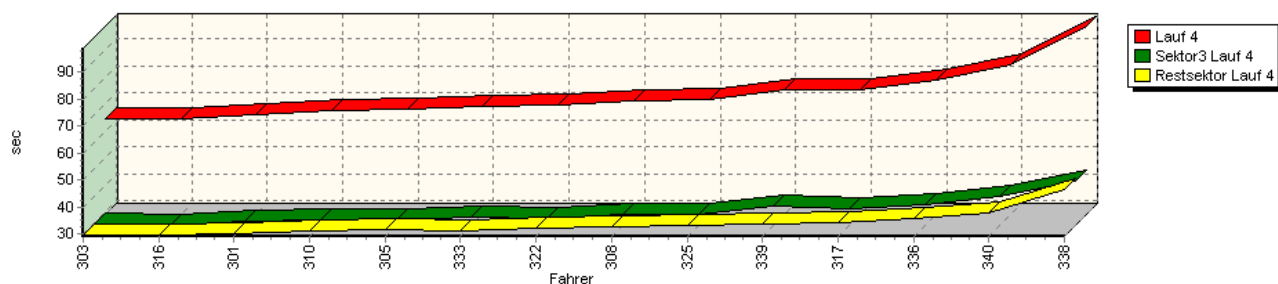
Speed-Diagramm Lauf 4



Sektor-Diagramm (Start) Lauf 4



Sektor-Diagramm (Rest) Lauf 4



Rg.	Nr.	Sektor 1 (50m)	Sektor 2 (50-100m)	Sektor 3	Speed Trap	Sektor 4	Speed (Ziel)	Laufzeit	Speed (Lauf)	
1	303	ORTH Patrick		BMW E30 320 is						
		Lauf 1:	00:03.571	00:01.758	00:29.743	134,70 km/h	00:29.625	130,67 km/h	01:04.697	112,96 km/h
		Lauf 2:	00:03.596	00:01.751	00:29.607	134,23 km/h	00:29.560	128,18 km/h	01:04.514	113,28 km/h
		Lauf 3:	00:03.665	00:01.770	00:29.696	134,25 km/h	00:29.516	129,61 km/h	01:04.647	113,04 km/h
		Lauf 4:	00:03.587	00:01.739	00:29.627	134,30 km/h	00:29.447	129,27 km/h	01:04.400	113,48 km/h

## Sektorzeiten & Speeds - Rennen - Gruppe H (DMSB) bis 1600 ccm und bis 2000 ccm - Klasse

Rg.	Nr.		Sektor 1 (50m)	Sektor 2 (50-100m)	Sektor 3	Speed Trap	Sektor 4	Speed (Ziel)	Laufzeit	Speed (Lauf)
2	316	<b>WIEBE André</b>	Renault Williams Laguna							
		Lauf 1:	00:03.903	00:01.851	00:29.460	141,08 km/h	00:30.085	118,04 km/h	01:05.299	111,92 km/h
		Lauf 2:	00:03.819	00:01.843	00:29.528	138,78 km/h	00:29.979	125,15 km/h	01:05.169	112,14 km/h
		Lauf 3:	00:03.745	00:01.780	00:29.272	139,86 km/h	00:29.496	126,25 km/h	01:04.293	113,67 km/h
		Lauf 4:	00:03.712	00:01.788	00:29.015	139,22 km/h	00:29.782	117,54 km/h	01:04.297	113,66 km/h
3	301	<b>SONDERBAUER Roman</b>	Opel Kadett C Coupé 16V							
		Lauf 1:	00:03.607	00:01.744	00:29.517	137,95 km/h	00:29.617	130,11 km/h	01:04.485	113,33 km/h
		Lauf 2:	00:03.513	00:01.719	00:29.450	138,50 km/h	00:29.746	130,38 km/h	01:04.428	113,43 km/h
		Lauf 3:	00:03.516	00:01.714	00:29.720	139,29 km/h	00:30.787	132,86 km/h	01:05.737	111,17 km/h
		Lauf 4:	00:03.597	00:01.724	00:30.334	137,50 km/h	00:30.033	134,42 km/h	01:05.688	111,25 km/h
4	310	<b>WEBER Jens</b>	Opel Kadett C 16V							
		Lauf 1:	00:03.479	00:01.803	00:31.145	126,94 km/h	00:31.158	122,66 km/h	01:07.585	108,13 km/h
		Lauf 2:	00:03.507	00:01.809	00:30.846	129,13 km/h	00:31.257	122,63 km/h	01:07.419	108,40 km/h
		Lauf 3:	00:03.573	00:01.806	00:31.587	127,34 km/h	00:31.482	124,40 km/h	01:08.448	106,77 km/h
		Lauf 4:	00:03.576	00:01.820	00:30.959	128,06 km/h	00:31.115	124,23 km/h	01:07.470	108,31 km/h
5	305	<b>FLIK Thomas</b>	Renault Clio Williams							
		Lauf 1:	00:03.816	00:01.822	00:31.474	130,61 km/h	00:31.679	125,82 km/h	01:08.791	106,23 km/h
		Lauf 2:	00:03.728	00:01.813	00:31.139	131,39 km/h	00:31.383	128,29 km/h	01:08.063	107,37 km/h
		Lauf 3:	00:03.797	00:01.816	00:31.758	130,18 km/h	00:31.662	129,17 km/h	01:09.033	105,86 km/h
		Lauf 4:	00:03.750	00:01.841	00:30.841	130,83 km/h	00:31.404	126,78 km/h	01:07.836	107,73 km/h
6	333	<b>HATEZIC Johann</b>	Opel Ascona B Frank 8V							
		Lauf 1:	00:03.544	00:01.917	00:31.829	122,44 km/h	00:31.755	116,62 km/h	01:09.045	105,84 km/h
		Lauf 2:	00:03.655	00:01.886	00:32.120	124,10 km/h	00:31.803	121,97 km/h	01:09.464	105,21 km/h
		Lauf 3:	00:03.701	00:01.909	00:32.855	122,96 km/h	00:31.485	121,56 km/h	01:09.950	104,48 km/h
		Lauf 4:	00:03.636	00:01.870	00:32.203	124,25 km/h	00:31.256	124,78 km/h	01:08.965	105,97 km/h
7	322	<b>FLIK Beatrice</b>	Renault Megane Cup							
		Lauf 1:	00:03.728	00:01.880	00:31.832	128,29 km/h	00:32.108	124,06 km/h	01:09.548	105,08 km/h
		Lauf 2:	00:03.807	00:01.897	00:31.721	127,29 km/h	00:31.901	125,60 km/h	01:09.326	105,41 km/h
		Lauf 3:	00:03.791	00:01.883	00:32.298	125,75 km/h	00:32.340	124,60 km/h	01:10.312	103,94 km/h
		Lauf 4:	00:03.752	00:01.862	00:31.629	128,85 km/h	00:32.088	124,87 km/h	01:09.331	105,41 km/h
8	308	<b>LANG Bernhard</b>	Ford Escort RS2000 Spezial							
		Lauf 1:	00:03.499	00:01.821	00:32.429	116,98 km/h	00:32.282	122,08 km/h	01:10.031	104,35 km/h
		Lauf 2:	00:03.439	00:01.831	00:31.907	125,17 km/h	00:32.397	121,26 km/h	01:09.574	105,04 km/h
		Lauf 3:	00:03.487	00:01.841	00:33.085	124,86 km/h	00:32.660	121,70 km/h	01:11.073	102,82 km/h
		Lauf 4:	00:03.498	00:01.824	00:33.091	121,66 km/h	00:32.682	120,66 km/h	01:11.095	102,79 km/h
9	325	<b>KONSTANZER Alex</b>	Opel Kadett C Coupé 8V							
		Lauf 1:	00:03.595	00:01.910	00:32.909	123,24 km/h	00:33.067	119,45 km/h	01:11.481	102,24 km/h
		Lauf 2:	00:03.605	00:01.897	00:32.619	125,68 km/h	00:32.475	121,19 km/h	01:10.596	103,52 km/h
		Lauf 3:	00:03.659	00:01.899	00:33.247	124,79 km/h	00:32.898	121,15 km/h	01:11.703	101,92 km/h
		Lauf 4:	00:03.672	00:01.931	00:33.156	125,19 km/h	00:32.935	121,69 km/h	01:11.694	101,93 km/h
10	339	<b>DE WEST Wilko</b>	Opel Kadett C Coupé							
		Lauf 1:	00:03.771	00:01.975	00:33.109	114,39 km/h	00:32.411	117,68 km/h	01:11.266	102,55 km/h
		Lauf 2:	00:03.953	00:01.979	00:33.356	118,72 km/h	00:32.984	113,51 km/h	01:12.272	101,12 km/h
		Lauf 3:	00:03.690	00:01.969	00:35.458	115,22 km/h	00:33.187	117,73 km/h	01:14.304	98,35 km/h
		Lauf 4:	00:03.705	00:01.976	00:35.956	115,82 km/h	00:33.672	117,70 km/h	01:15.309	97,04 km/h

### Sektorzeiten & Speeds - Rennen - Gruppe H (DMSB) bis 1600 ccm und bis 2000 ccm - Klasse

Rg.	Nr.		Sektor 1 (50m)	Sektor 2 (50-100m)	Sektor 3	Speed Trap	Sektor 4	Speed (Ziel)	Laufzeit	Speed (Lauf)
11	317	<b>SCHWANECKE Gero</b>	VW Golf I GTI 16 V							
		Lauf 1:	00:03.708	00:02.001	00:34.541	117,29 km/h	00:34.142	113,09 km/h	01:14.392	98,24 km/h
		Lauf 2:	00:03.785	00:02.013	00:34.408	117,03 km/h	00:34.383	115,29 km/h	01:14.589	97,98 km/h
		Lauf 3:	00:03.783	00:02.034	00:35.053	117,17 km/h	00:34.644	113,17 km/h	01:15.514	96,78 km/h
		Lauf 4:	00:03.811	00:01.988	00:34.984	117,60 km/h	00:34.324	114,34 km/h	01:15.107	97,30 km/h
12	336	<b>ALT Holger</b>	Ford Escort RS2000 16V							
		Lauf 1:	00:03.917	00:02.184	00:35.817	110,76 km/h	00:35.914	108,89 km/h	01:17.832	93,89 km/h
		Lauf 2:	00:03.823	00:02.157	00:36.479	111,40 km/h	00:36.035	110,07 km/h	01:18.494	93,10 km/h
		Lauf 3:	00:03.987	00:02.186	00:36.205	112,73 km/h	00:35.982	109,46 km/h	01:18.360	93,26 km/h
		Lauf 4:	00:03.928	00:02.182	00:36.684	112,35 km/h	00:35.738	* km/h	01:18.532	93,06 km/h
13	340	<b>WECKENBROCK Heiko</b>	BMW Compact 318 ti							
		Lauf 1:	00:04.358	00:02.475	00:39.232	98,33 km/h	00:38.592	99,99 km/h	01:24.657	86,32 km/h
		Lauf 2:	00:04.254	00:02.435	00:40.564	98,09 km/h	00:37.319	101,76 km/h	01:24.572	86,41 km/h
		Lauf 3:	00:04.385	00:02.452	00:39.575	99,79 km/h	00:36.809	104,04 km/h	01:23.221	87,81 km/h
		Lauf 4:	00:04.373	00:02.437	00:39.715	91,76 km/h	00:37.676	102,50 km/h	01:24.201	86,79 km/h
14	338	<b>MANGER Joachim</b>	Opel Kadett C							
		Lauf 1:	00:04.162	00:02.239	00:45.341	91,38 km/h	00:48.397	92,35 km/h	01:40.139	72,98 km/h
		Lauf 2:	00:04.047	00:02.277	00:45.466	90,34 km/h	00:44.999	84,26 km/h	01:36.789	75,50 km/h
		Lauf 3:	00:04.186	00:02.283	00:46.876	89,34 km/h	00:45.849	82,64 km/h	01:39.194	73,67 km/h
		Lauf 4:	00:04.188	00:02.351	00:45.564	72,87 km/h	00:46.645	91,97 km/h	01:38.748	74,01 km/h