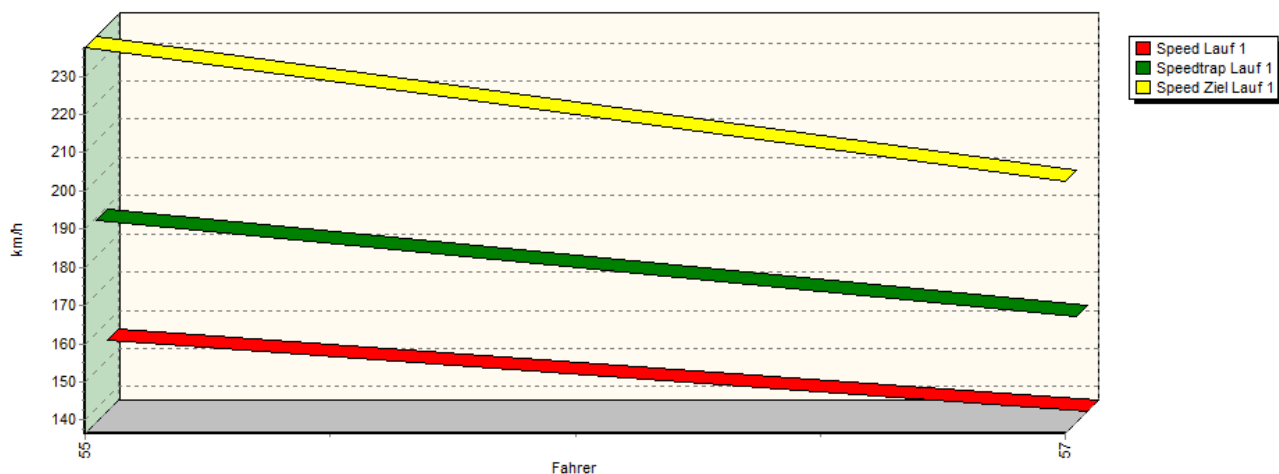


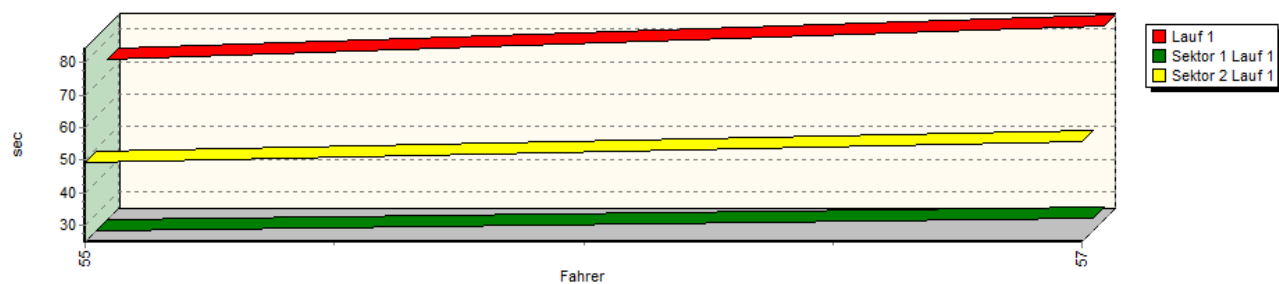


Sektorzeiten & Speeds - Rennen - Div. 4 Gruppe E2-SH, E2-SH OSK

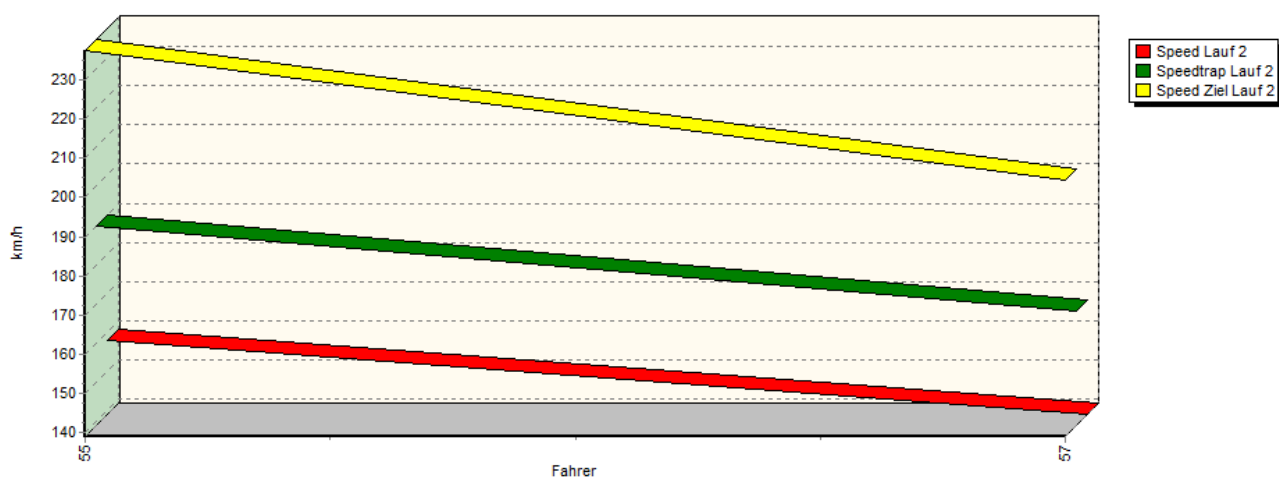
Speed-Diagramm Lauf 1

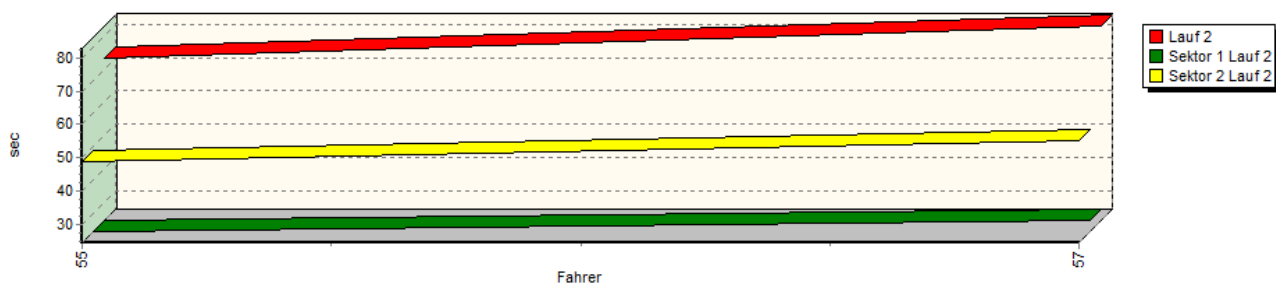


Sektor-Diagramm (Rest) Lauf 1



Speed-Diagramm Lauf 2



**Sektorzeiten & Speeds - Rennen - Div. 4 Gruppe E2-SH, E2-SH OSK****Sektor-Diagramm (Rest) Lauf 2**

Rg.	Nr.	Sektor 1	Speed Trap	Sektor 2	Speed (Ziel)	Laufzeit	Speed (Lauf)
1	55	EDLINGER Erich	BMW 320 IRL				
		Lauf 1: 00:24.882	189,37 km/h	00:49.341	237,52 km/h	01:14.223	155,21 km/h
		Lauf 2: 00:24.396	189,94 km/h	00:48.581	237,37 km/h	01:12.977	157,86 km/h
2	57	HOVEMANN Holger	Opel Kadett V8 GT/R				
		Lauf 1: 00:28.586	164,36 km/h	00:55.815	202,49 km/h	01:24.401	136,49 km/h
		Lauf 2: 00:27.862	168,15 km/h	00:54.965	204,42 km/h	01:22.827	139,09 km/h

