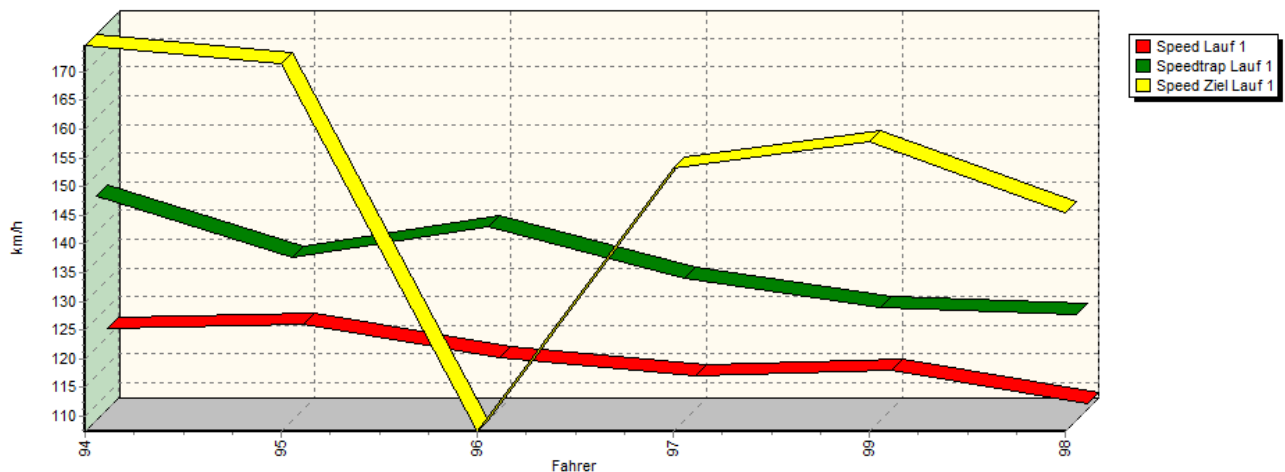
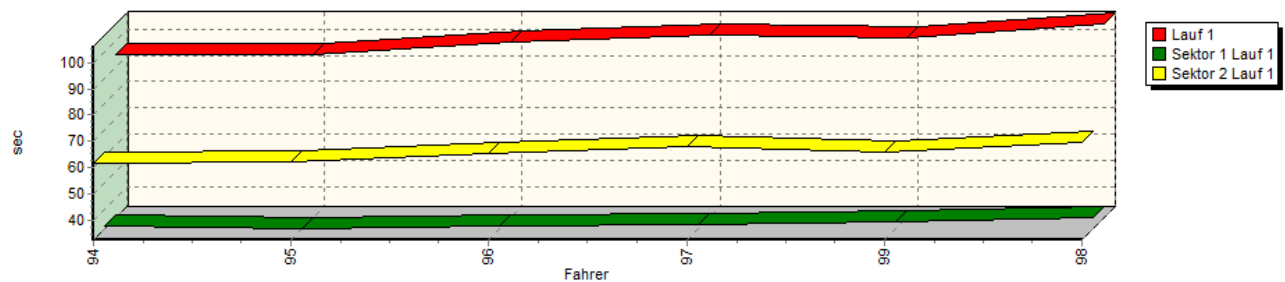


## Sektorzeiten & Speeds - Rennen - Div. 1 Gruppe N, N/H

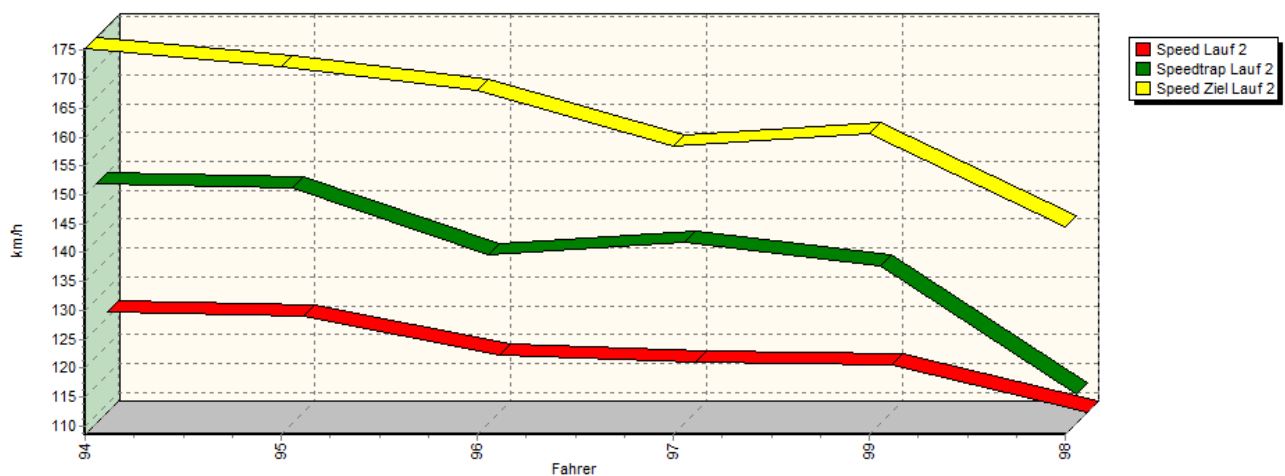
Speed-Diagramm Lauf 1

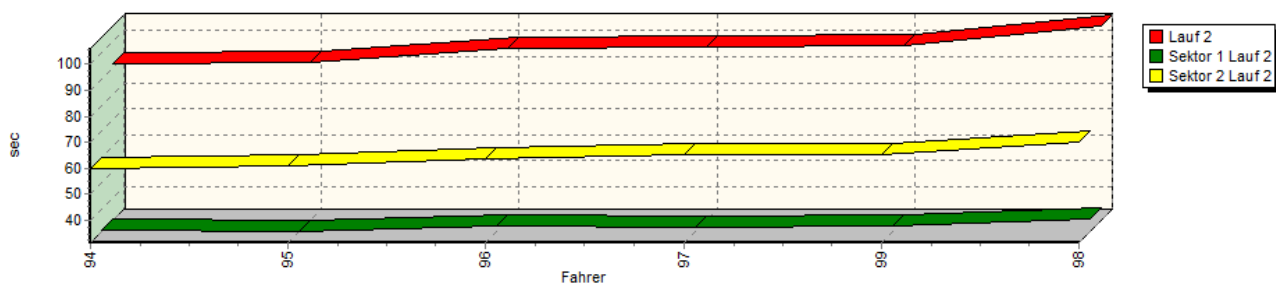


Sektor-Diagramm (Rest) Lauf 1



Speed-Diagramm Lauf 2



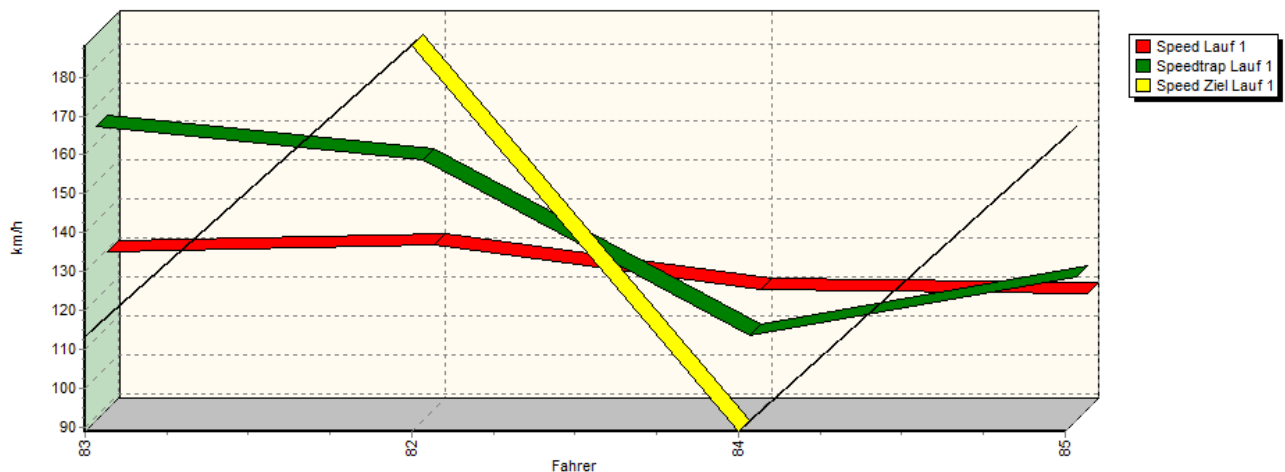
**Sektorzeiten & Speeds - Rennen - Div. 1 Gruppe N, N/H****Sektor-Diagramm (Rest) Lauf 2**

Rg.	Nr.	Sektor 1	Speed Trap	Sektor 2	Speed (Ziel)	Laufzeit	Speed (Lauf)
1	94	<b>MAYER Chris-Andre</b>	Honda Civic Type R				
		Lauf 1: 00:33.317	146,45 km/h	01:01.510	174,54 km/h	01:34.827	121,48 km/h
		Lauf 2: 00:31.613	150,06 km/h	00:59.854	175,36 km/h	01:31.467	125,95 km/h
2	95	<b>HINTERHOFER Heimo</b>	Honda Civic Type R				
		Lauf 1: 00:32.280	135,85 km/h	01:02.097	171,35 km/h	01:34.377	122,06 km/h
		Lauf 2: 00:31.174	149,40 km/h	01:00.960	172,24 km/h	01:32.134	125,04 km/h
3	96	<b>GASSLER Bernhard</b>	Honda Civic Type R				
		Lauf 1: 00:33.610	141,13 km/h	01:05.510	107,35 km/h	01:39.120	116,22 km/h
		Lauf 2: 00:33.513	137,69 km/h	01:03.825	168,22 km/h	01:37.338	118,35 km/h
4	97	<b>SCHUTTING Wolfgang</b>	Renault Clio Williams				
		Lauf 1: 00:33.975	132,08 km/h	01:07.822	153,09 km/h	01:41.797	113,17 km/h
		Lauf 2: 00:32.975	139,78 km/h	01:05.299	158,39 km/h	01:38.274	117,22 km/h
5	99	<b>PFEIFER Herbert</b>	Honda Integra Type R				
		Lauf 1: 00:35.117	126,92 km/h	01:05.748	157,75 km/h	01:40.865	114,21 km/h
		Lauf 2: 00:33.441	135,84 km/h	01:05.329	160,59 km/h	01:38.770	116,63 km/h
6	98	<b>PAIREDER Franz</b>	Seat Ibiza				
		Lauf 1: 00:36.538	125,78 km/h	01:09.757	145,37 km/h	01:46.295	108,38 km/h
		Lauf 2: 00:36.231	113,63 km/h	01:09.972	144,35 km/h	01:46.203	108,47 km/h

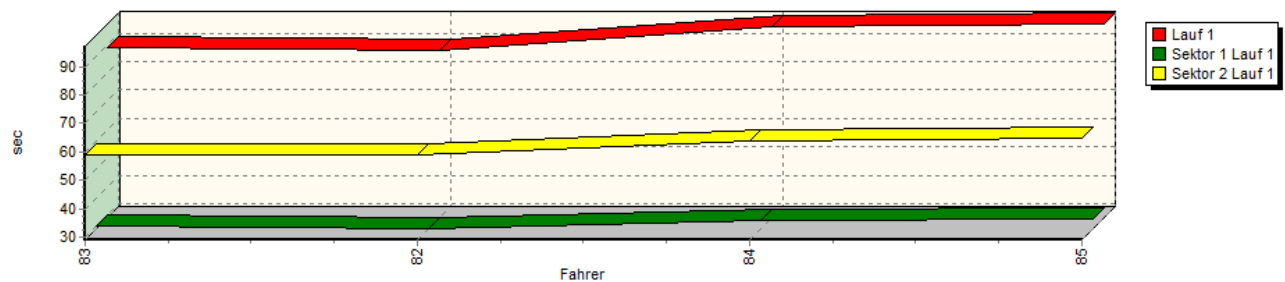


## Sektorzeiten & Speeds - Rennen - Div. 1 Gruppe N, N/H

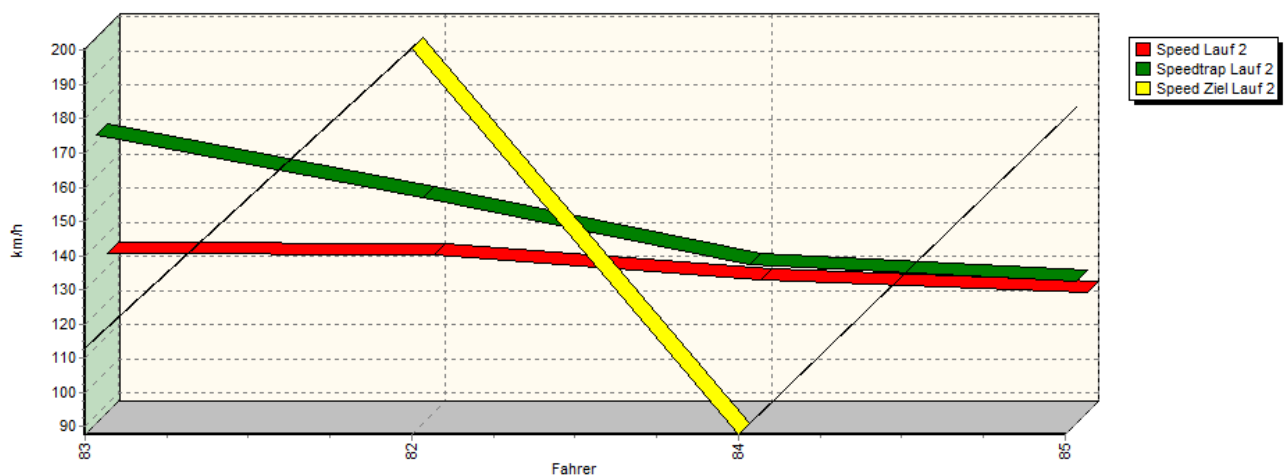
Speed-Diagramm Lauf 1

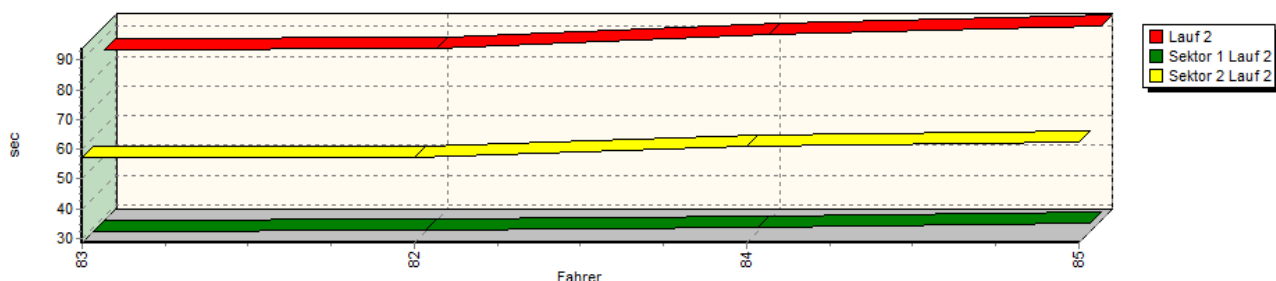


Sektor-Diagramm (Rest) Lauf 1



Speed-Diagramm Lauf 2



**Sektorzeiten & Speeds - Rennen - Div. 1 Gruppe N, N/H****Sektor-Diagramm (Rest) Lauf 2**

Rg.	Nr.	Sektor 1	Speed Trap	Sektor 2	Speed (Ziel)	Laufzeit	Speed (Lauf)
1	83	<b>ZENZ Hannes</b>	Mitsubishi EVO 9				
		Lauf 1: 00:29.795	164,63 km/h	00:59.177	113,27 km/h	01:28.972	129,48 km/h
		Lauf 2: 00:28.632	172,01 km/h	00:57.187	112,85 km/h	01:25.819	134,24 km/h
2	82	<b>HOLZER Dieter</b>	Mitsubishi EVO VIII				
		Lauf 1: 00:29.024	155,91 km/h	00:58.827	188,07 km/h	01:27.851	131,13 km/h
		Lauf 2: 00:28.984	153,87 km/h	00:57.184	200,52 km/h	01:26.168	133,69 km/h
3	84	<b>PROBHARDT Peter</b>	Mitsubishi Lancer EVO 9				
		Lauf 1: 00:32.132	110,62 km/h	01:03.948	88,96 km/h	01:36.080	119,90 km/h
		Lauf 2: 00:29.896	134,19 km/h	01:01.198	87,76 km/h	01:31.094	126,46 km/h
4	85	<b>SZENE Raul Rikardo</b>	Mitsubishi EVO 9				
		Lauf 1: 00:32.536	125,82 km/h	01:04.676	164,50 km/h	01:37.212	118,50 km/h
		Lauf 2: 00:31.369	129,29 km/h	01:02.483	180,10 km/h	01:33.852	122,75 km/h

