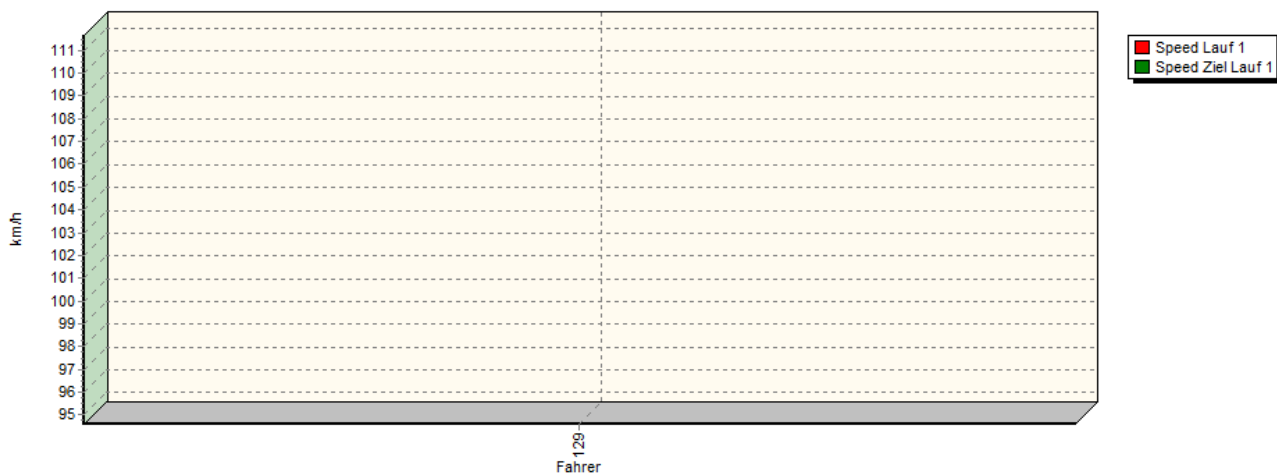


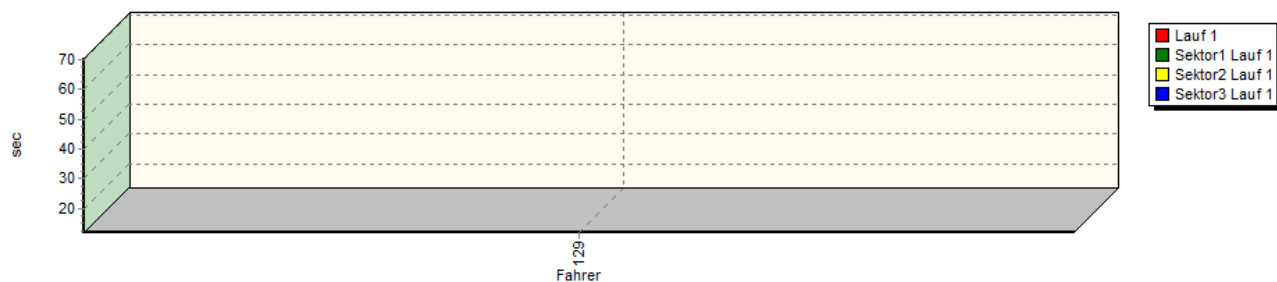
Sektorzeiten & Speeds - Groupe A+WRC+Super1600+R2+R3

Groupe A+WRC+Super1600+R2+R3 Classe 5: -1400 ccm

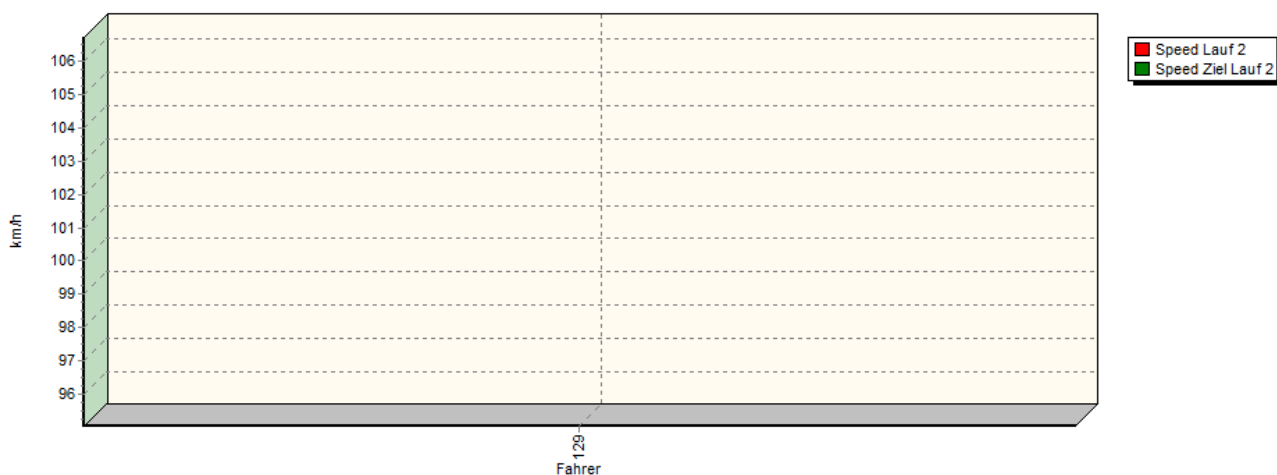
Speed-Diagramm Lauf 1



Sektor-Diagramm (Rest) Lauf 1

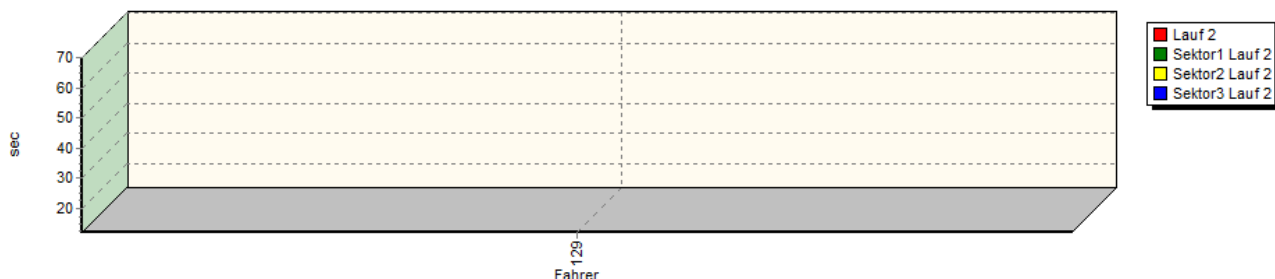


Speed-Diagramm Lauf 2

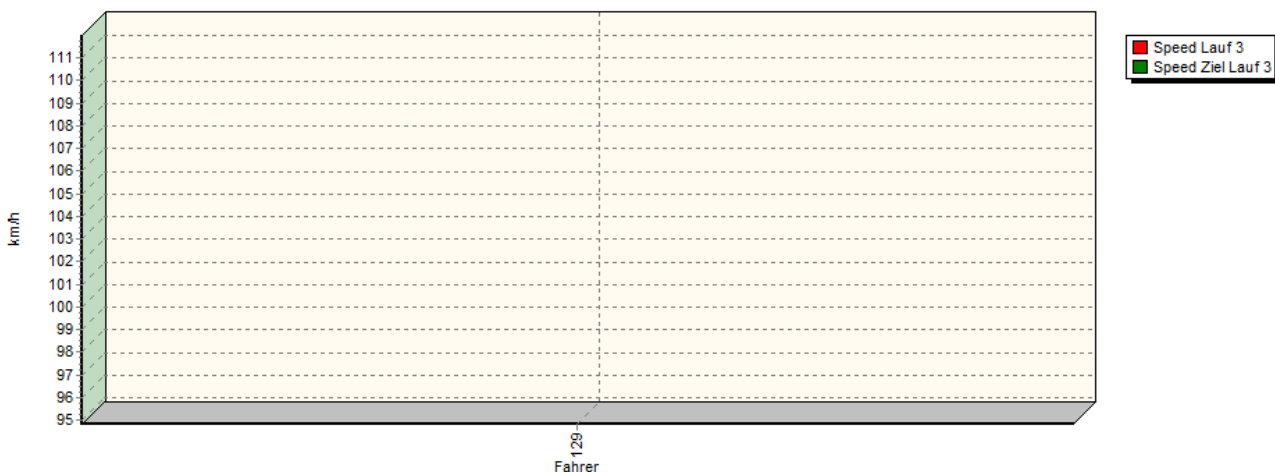


Sektorzeiten & Speeds - Groupe A+WRC+Super1600+R2+R3

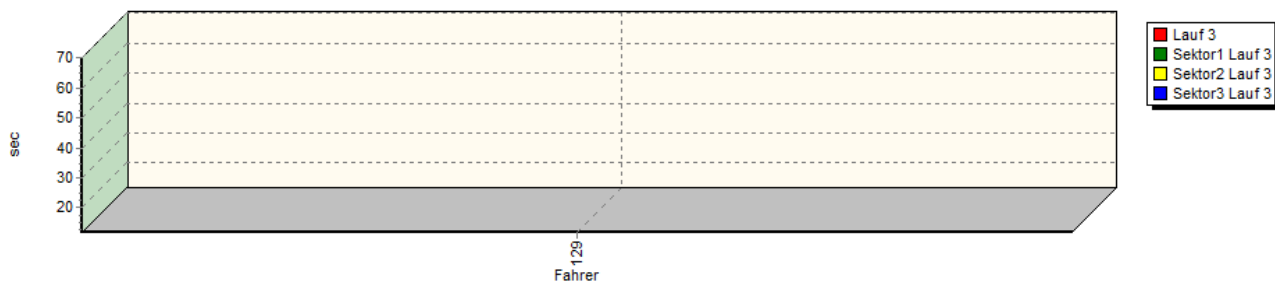
Sektor-Diagramm (Rest) Lauf 2



Speed-Diagramm Lauf 3



Sektor-Diagramm (Rest) Lauf 3

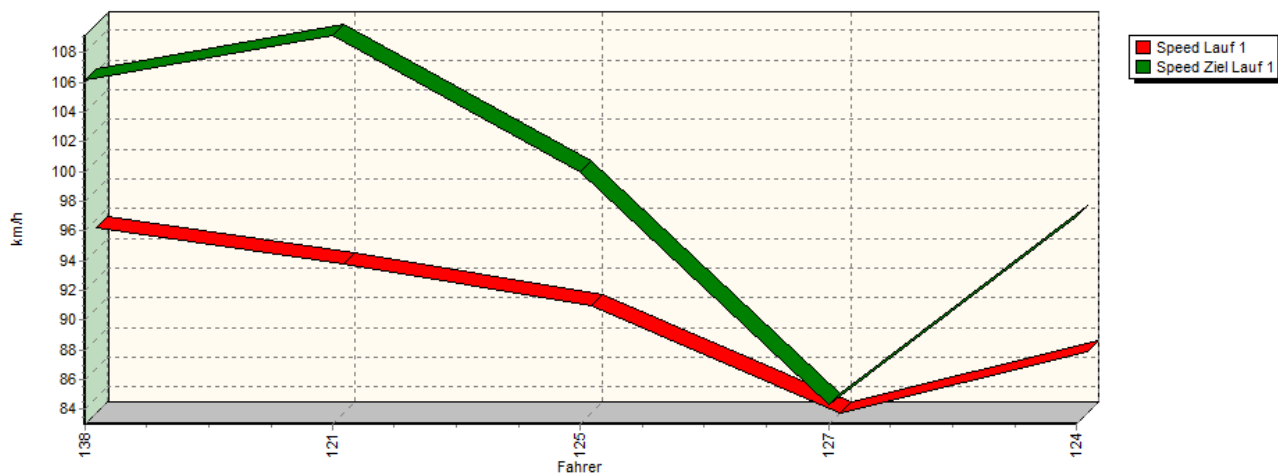


Rg.	Nr.	Sektor 1	Sektor 2	Sektor 3	Speed Ziel	Laufzeit	Speed (Lauf)	
1	129	TURK Henri Marc		Abarth 500				
		Lauf 1:	00:23.663	00:34.798	00:11.942	111,65 km/h	01:10.403	94,60 km/h
		Lauf 2:	00:23.596	00:34.487	00:12.007	106,73 km/h	01:10.090	95,02 km/h
		Lauf 3:	00:23.564	00:35.013	00:11.654	111,99 km/h	01:10.231	94,83 km/h

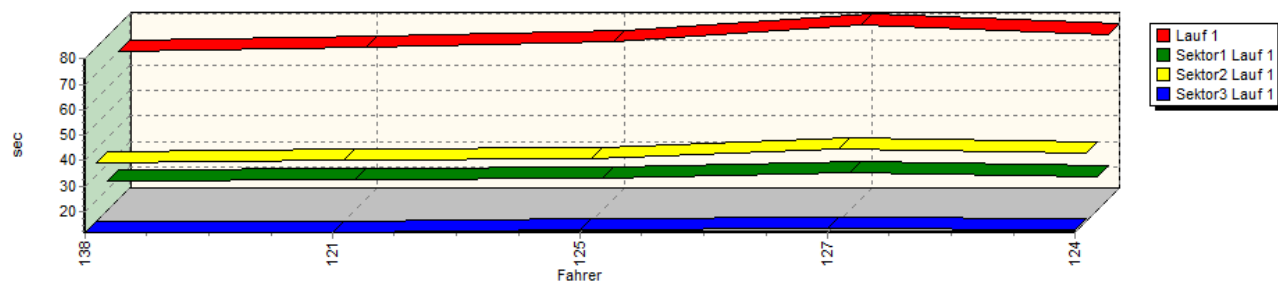
Sektorzeiten & Speeds - Groupe A+WRC+Super1600+R2+R3

Groupe A+WRC+Super1600+R2+R3 Classe 6: +1400-1600 ccm

Speed-Diagramm Lauf 1



Sektor-Diagramm (Rest) Lauf 1

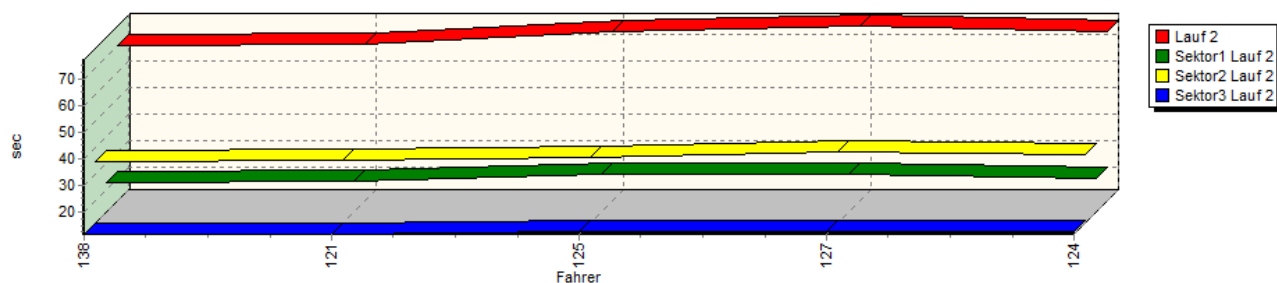


Speed-Diagramm Lauf 2

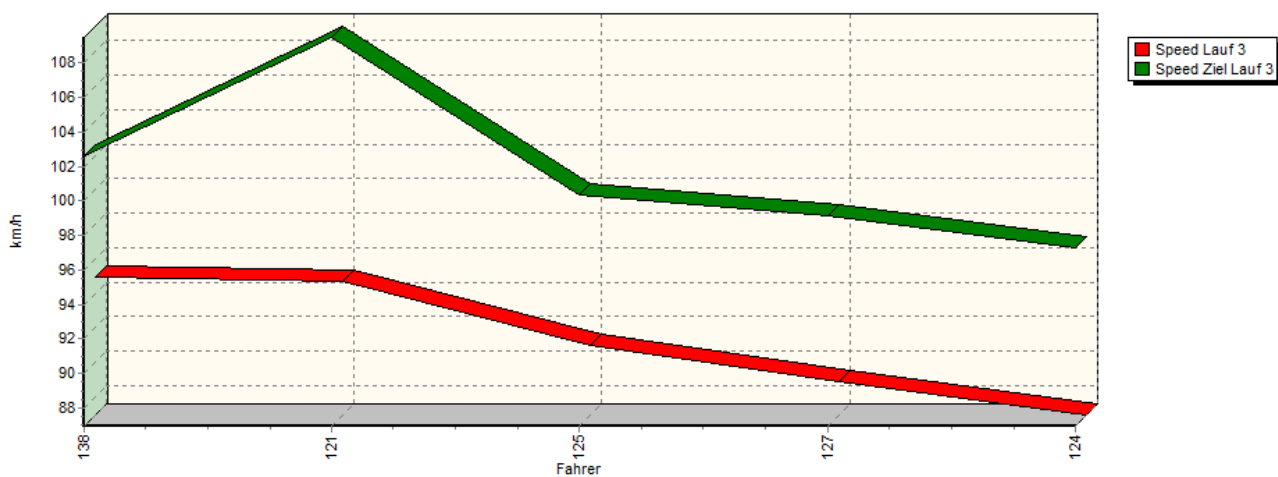


Sektorzeiten & Speeds - Groupe A+WRC+Super1600+R2+R3

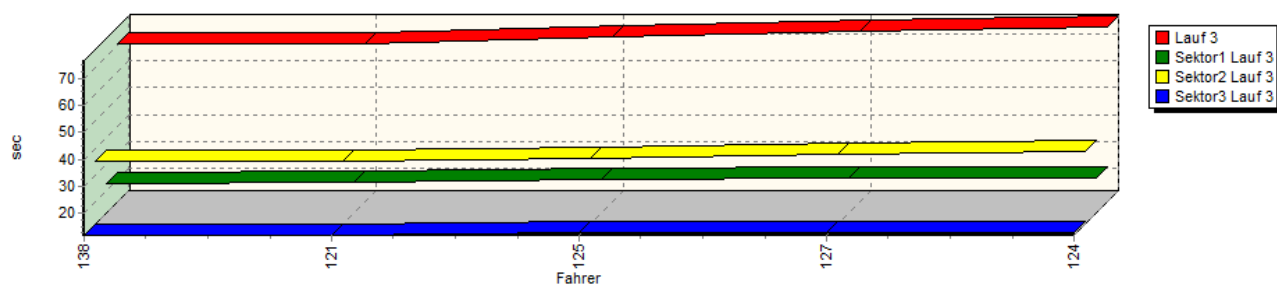
Sektor-Diagramm (Rest) Lauf 2



Speed-Diagramm Lauf 3



Sektor-Diagramm (Rest) Lauf 3

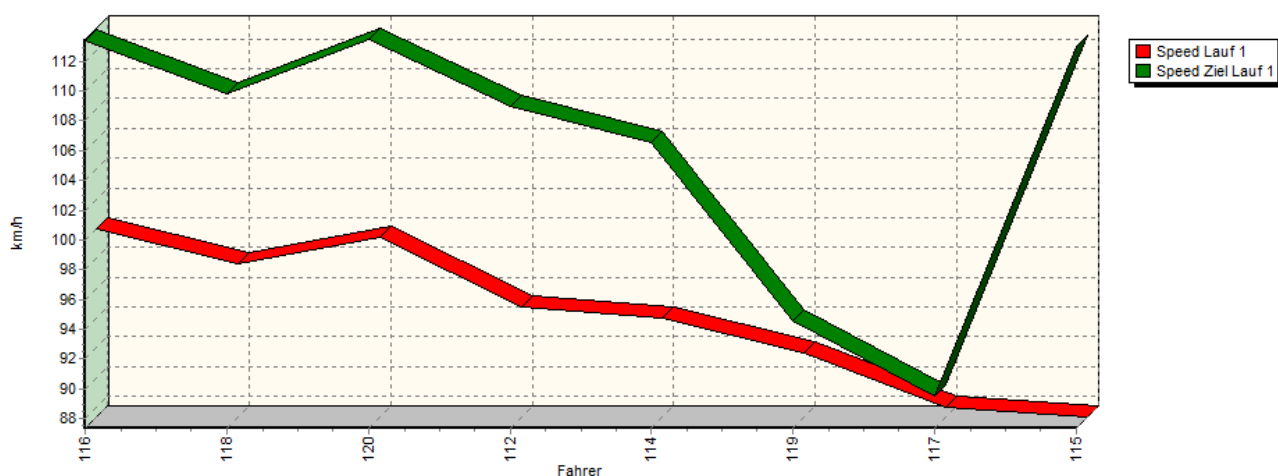


Rg.	Nr.	Sektor 1	Sektor 2	Sektor 3	Speed Ziel	Laufzeit	Speed (Lauf)	
1	138	HERING Ronny		VW Scirocco Gti				
		Lauf 1:	00:23.042	00:34.907	00:11.780	106,20 km/h	01:09.729	95,51 km/h
		Lauf 2:	00:23.100	00:34.993	00:12.002	104,28 km/h	01:10.095	95,01 km/h
		Lauf 3:	00:22.938	00:35.247	00:11.960	102,58 km/h	01:10.145	94,95 km/h

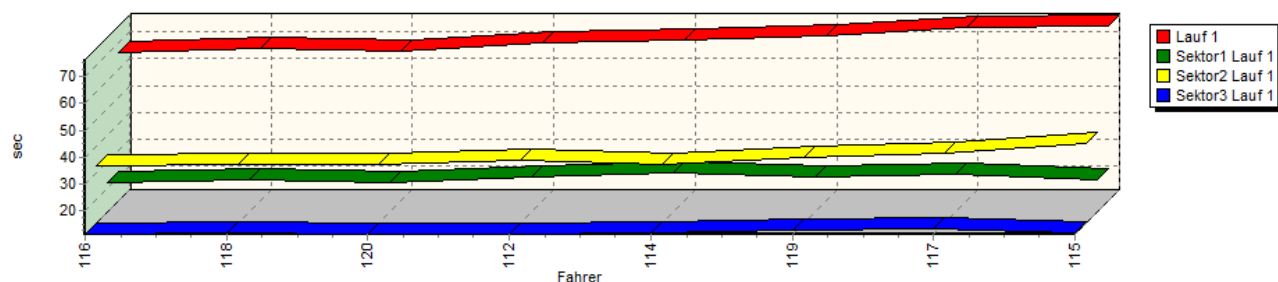
Sektorzeiten & Speeds - Groupe A+WRC+Super1600+R2+R3

Rg.	Nr.	Sektor 1	Sektor 2	Sektor 3	Speed Ziel	Laufzeit	Speed (Lauf)
2	121	BLOM Johny		Citroën DS3R3			
		Lauf 1: 00:23.743	00:35.901	00:11.941	109,16 km/h	01:11.585	93,04 km/h
		Lauf 2: 00:23.181	00:35.516	00:11.892	110,35 km/h	01:10.589	94,35 km/h
		Lauf 3: 00:23.429	00:35.051	00:11.865	109,48 km/h	01:10.345	94,68 km/h
3	125	KOENIG Chris		Citroën C2R2 Max			
		Lauf 1: 00:24.492	00:36.535	00:12.763	99,98 km/h	01:13.790	90,26 km/h
		Lauf 2: 00:25.766	00:36.659	00:12.761	101,08 km/h	01:15.186	88,58 km/h
		Lauf 3: 00:24.530	00:36.001	00:12.680	100,35 km/h	01:13.211	90,97 km/h
4	127	BRACHTENBACH Michèle		Citroën C2R2 Max			
		Lauf 1: 00:26.580	00:40.041	00:13.620	84,30 km/h	01:20.241	83,00 km/h
		Lauf 2: 00:25.761	00:38.415	00:13.032	100,45 km/h	01:17.208	86,26 km/h
		Lauf 3: 00:24.621	00:37.583	00:12.744	99,18 km/h	01:14.948	88,86 km/h
5	124	BOCH Hans-Peter		Honda Civic			
		Lauf 1: 00:25.011	00:38.553	00:12.859	96,97 km/h	01:16.423	87,15 km/h
		Lauf 2: 00:24.592	00:37.307	00:13.087	97,19 km/h	01:14.986	88,82 km/h
		Lauf 3: 00:24.752	00:38.736	00:13.110	97,25 km/h	01:16.598	86,95 km/h

Groupe A+WRC+Super1600+R2+R3 Classe 7: +1600-2000 ccm Speed-Diagramm Lauf 1

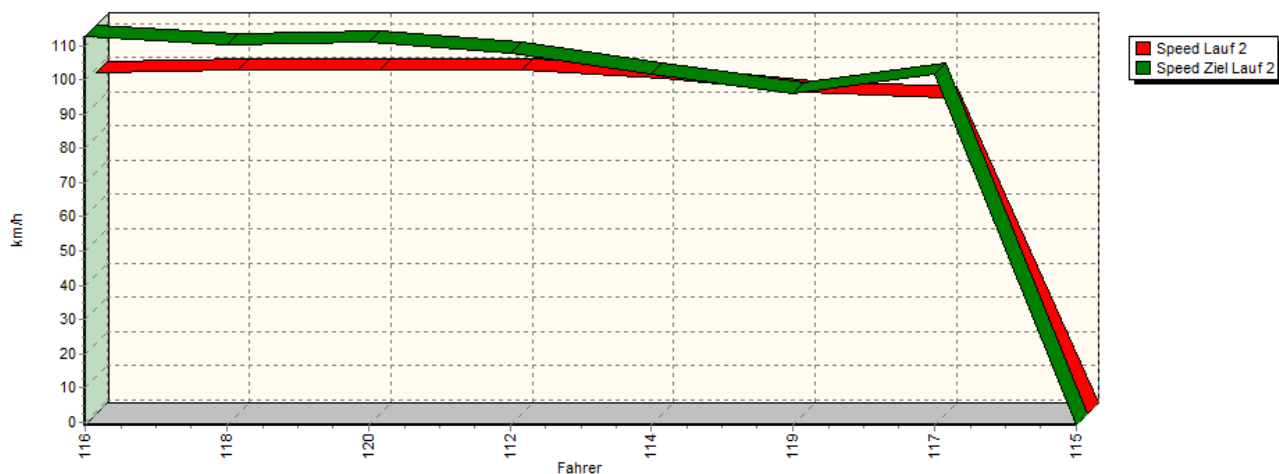


Sektor-Diagramm (Rest) Lauf 1

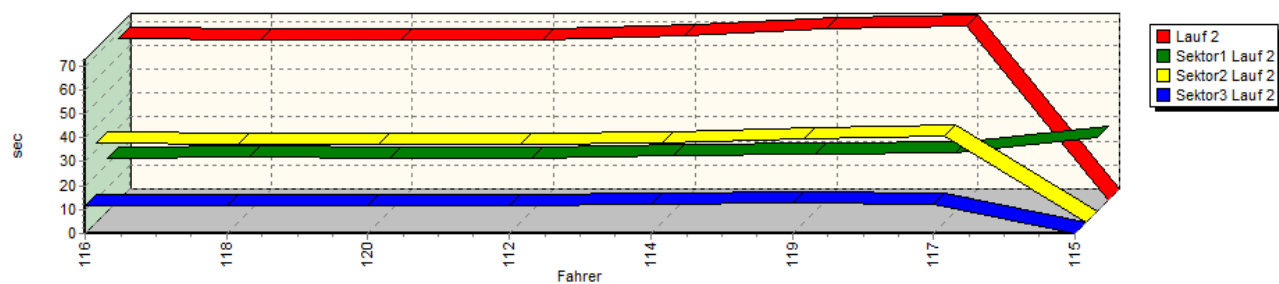


Sektorzeiten & Speeds - Groupe A+WRC+Super1600+R2+R3

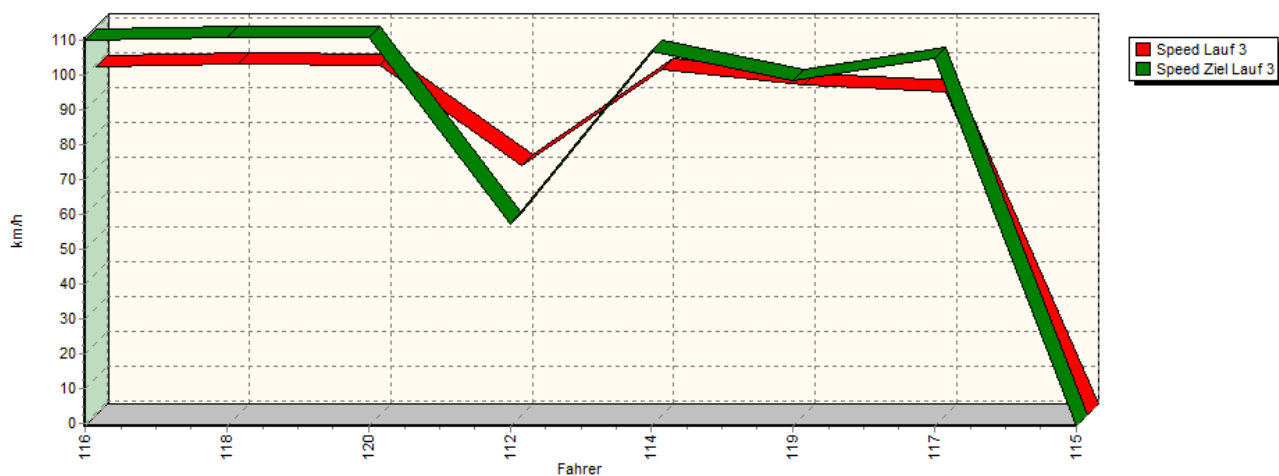
Speed-Diagramm Lauf 2



Sektor-Diagramm (Rest) Lauf 2

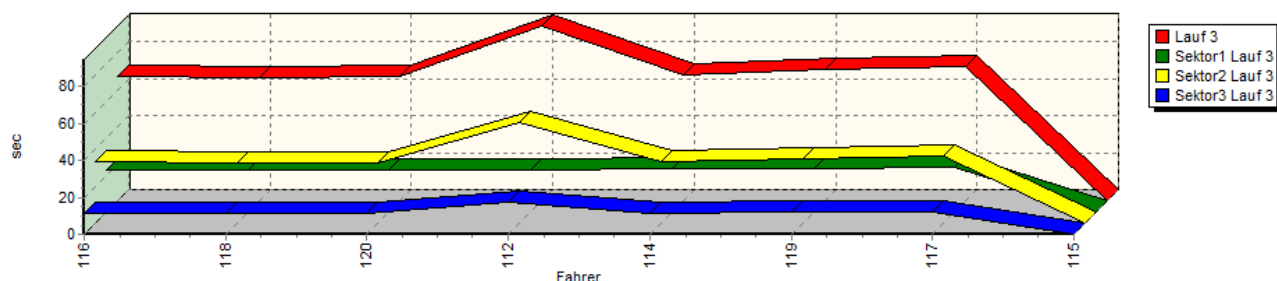


Speed-Diagramm Lauf 3



Sektorzeiten & Speeds - Groupe A+WRC+Super1600+R2+R3

Sektor-Diagramm (Rest) Lauf 3

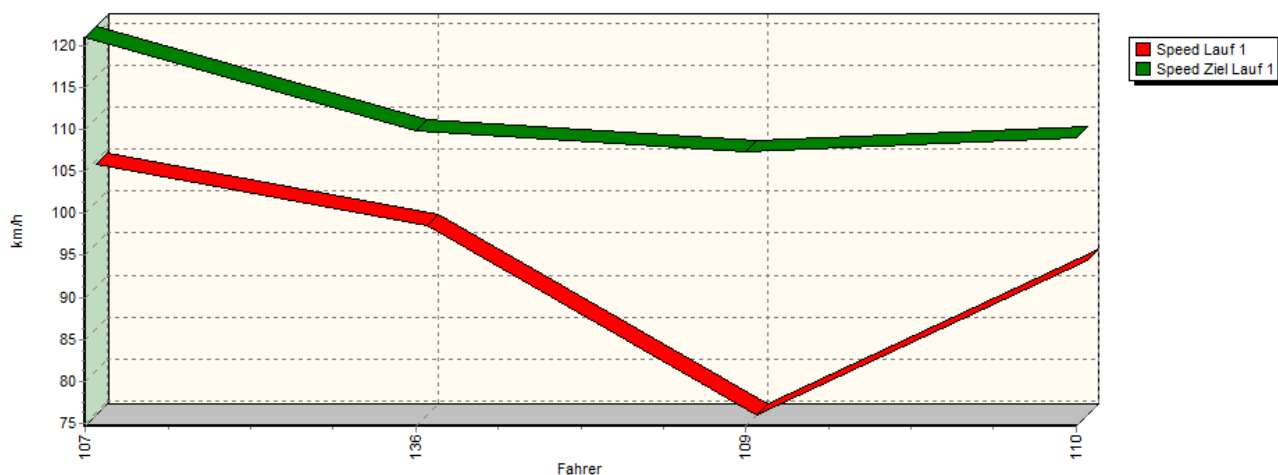


Rg.	Nr.	Sektor 1	Sektor 2	Sektor 3	Speed Ziel	Laufzeit	Speed (Lauf)
1	116	GOLDBACH Markus	Renault Clio RS				
		Lauf 1: 00:22.474	00:32.590	00:11.513	113,39 km/h	01:06.577	100,04 km/h
		Lauf 2: 00:22.354	00:33.205	00:11.742	112,83 km/h	01:07.301	98,96 km/h
		Lauf 3: 00:22.592	00:33.108	00:11.643	110,01 km/h	01:07.343	98,90 km/h
2	118	ORTH Ralf	BMW 320is E30				
		Lauf 1: 00:23.329	00:33.120	00:11.720	109,79 km/h	01:08.169	97,70 km/h
		Lauf 2: 00:22.437	00:32.688	00:11.537	110,25 km/h	01:06.662	99,91 km/h
		Lauf 3: 00:22.668	00:32.629	00:11.381	110,68 km/h	01:06.678	99,88 km/h
3	120	STOLL Jochen	Peugeot 306 S16				
		Lauf 1: 00:22.477	00:33.128	00:11.367	113,47 km/h	01:06.972	99,44 km/h
		Lauf 2: 00:22.303	00:32.739	00:11.669	111,38 km/h	01:06.711	99,83 km/h
		Lauf 3: 00:22.447	00:32.807	00:11.664	110,51 km/h	01:06.918	99,53 km/h
4	112	STARCK Corentin	Renault Clio 3 Cup				
		Lauf 1: 00:24.150	00:34.496	00:11.620	108,97 km/h	01:10.266	94,78 km/h
		Lauf 2: 00:22.336	00:32.798	00:11.630	107,78 km/h	01:06.764	99,75 km/h
		Lauf 3: 00:22.785	00:54.044	00:17.575	57,20 km/h	01:34.404	70,55 km/h
5	114	DONKELS Daniel	Renault Clio 3 Cup				
		Lauf 1: 00:26.127	00:33.083	00:11.656	106,53 km/h	01:10.866	93,98 km/h
		Lauf 2: 00:23.411	00:32.905	00:12.198	101,67 km/h	01:08.514	97,21 km/h
		Lauf 3: 00:23.298	00:32.869	00:11.475	106,80 km/h	01:07.642	98,46 km/h
6	119	VEIT Kevin	BMW 318is E30				
		Lauf 1: 00:24.246	00:35.584	00:12.811	94,57 km/h	01:12.641	91,68 km/h
		Lauf 2: 00:23.778	00:34.848	00:12.664	96,07 km/h	01:11.290	93,42 km/h
		Lauf 3: 00:23.722	00:34.645	00:12.456	98,25 km/h	01:10.823	94,04 km/h
7	117	BECKER Sandra	Alfa Romeo 147				
		Lauf 1: 00:25.348	00:37.068	00:13.292	89,51 km/h	01:15.708	87,97 km/h
		Lauf 2: 00:24.342	00:35.865	00:12.469	101,70 km/h	01:12.676	91,64 km/h
		Lauf 3: 00:24.405	00:35.882	00:12.202	104,54 km/h	01:12.489	91,88 km/h
8	115	NEU Kai	Ford Focus ST170				
		Lauf 1: 00:23.432	00:40.965	00:11.840	113,00 km/h	01:16.237	87,36 km/h
		Lauf 2: 00:30.905	*	*	* km/h	A	* km/h
		Lauf 3: *	*	*	* km/h	*	* km/h

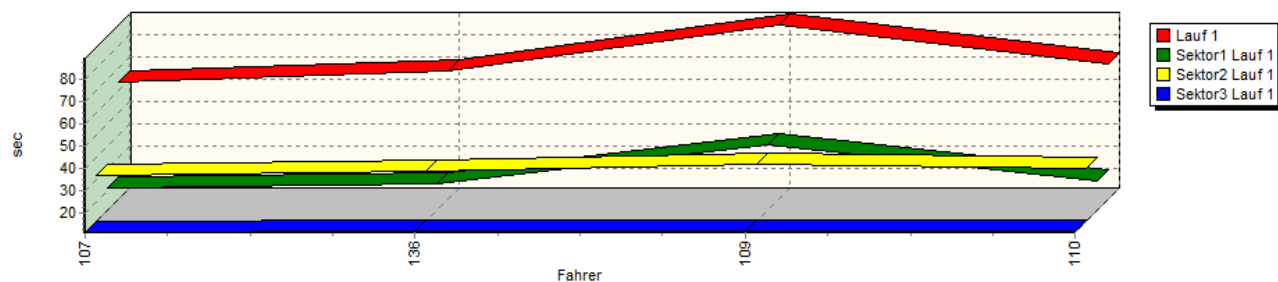
Sektorzeiten & Speeds - Groupe A+WRC+Super1600+R2+R3

Groupe A+WRC+Super1600+R2+R3 Classe 8: +2000 ccm

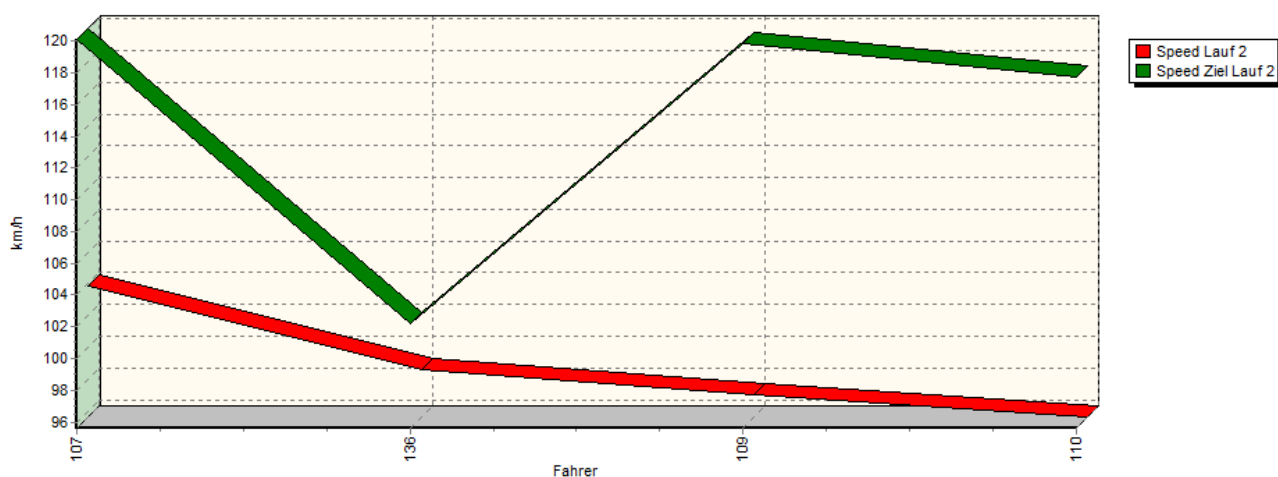
Speed-Diagramm Lauf 1



Sektor-Diagramm (Rest) Lauf 1

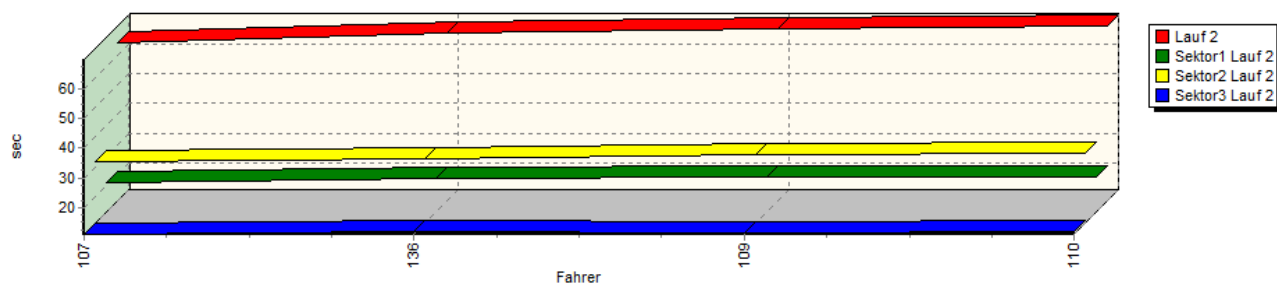


Speed-Diagramm Lauf 2



Sektorzeiten & Speeds - Groupe A+WRC+Super1600+R2+R3

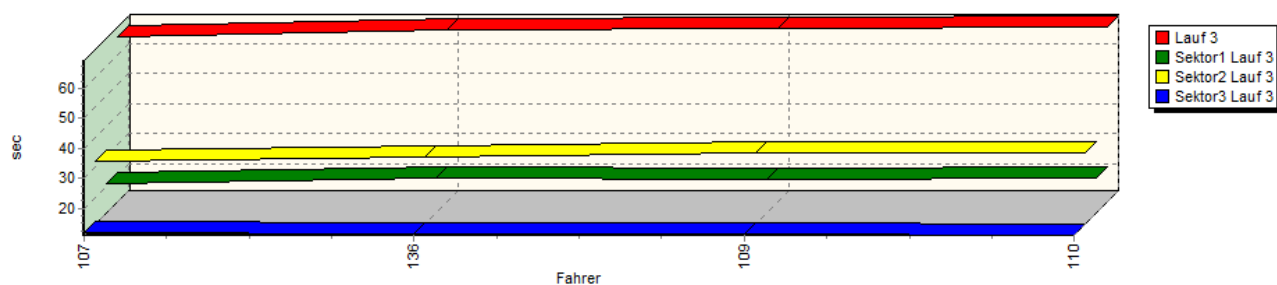
Sektor-Diagramm (Rest) Lauf 2



Speed-Diagramm Lauf 3



Sektor-Diagramm (Rest) Lauf 3



Rg.	Nr.	Sektor 1	Sektor 2	Sektor 3	Speed Ziel	Laufzeit	Speed (Lauf)	
1	107	WANEK Roland		Mitsubishi Lancer Evo 9				
		Lauf 1:	00:21.017	00:31.483	00:11.186	120,95 km/h	01:03.686	104,58 km/h
		Lauf 2:	00:21.079	00:31.798	00:11.229	120,10 km/h	01:04.106	103,89 km/h
		Lauf 3:	00:20.986	00:32.296	00:12.426	85,67 km/h	01:05.708	101,36 km/h



European Hill Race
Bergrennen Eschdorf
2. - 4. Mai 2014
Luxemburger Bergmeisterschaft 2014
Deutsche Bergmeisterschaft 2014



Sektorzeiten & Speeds - Groupe A+WRC+Super1600+R2+R3

Rg.	Nr.		Sektor 1	Sektor 2	Sektor 3	Speed Ziel	Laufzeit	Speed (Lauf)
2	136	REIN Richard		Ford Capri 2600 RS				
		Lauf 1:	00:23.160	00:33.684	00:11.653	109,86 km/h	01:08.497	97,23 km/h
		Lauf 2:	00:22.552	00:32.927	00:12.063	102,21 km/h	01:07.542	98,61 km/h
		Lauf 3:	00:22.679	00:33.389	00:11.827	109,97 km/h	01:07.895	98,09 km/h
3	109	DREYFUERST Ludger		Mitsubishi Lancer				
		Lauf 1:	00:40.363	00:36.993	00:11.863	107,29 km/h	01:29.219	74,65 km/h
		Lauf 2:	00:22.958	00:34.199	00:11.464	119,83 km/h	01:08.621	97,05 km/h
		Lauf 3:	00:22.157	00:34.837	00:11.558	120,50 km/h	01:08.552	97,15 km/h
4	110	VOGT Albert		Subaru Impreza GC8				
		Lauf 1:	00:24.594	00:35.129	00:11.796	109,07 km/h	01:11.519	93,12 km/h
		Lauf 2:	00:23.019	00:34.629	00:12.001	117,74 km/h	01:09.649	95,62 km/h
		Lauf 3:	00:22.922	00:34.816	00:11.290	116,14 km/h	01:09.028	96,48 km/h