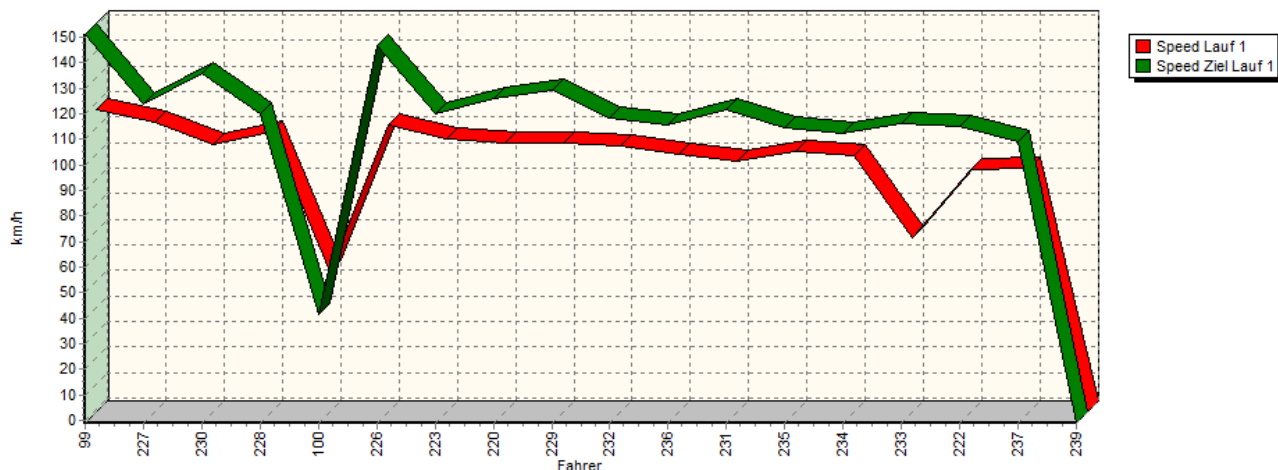
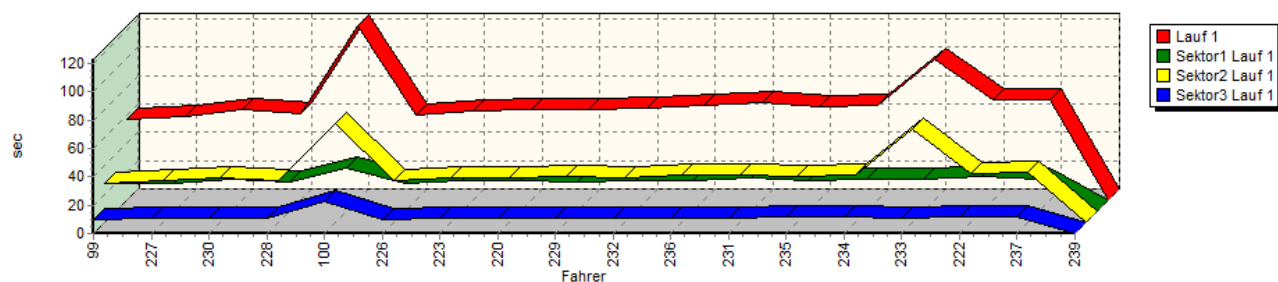


Sektorzeiten & Speeds - Groupe E1-National+E1-FIA+E1-EX Classe 25: +3000 ccm

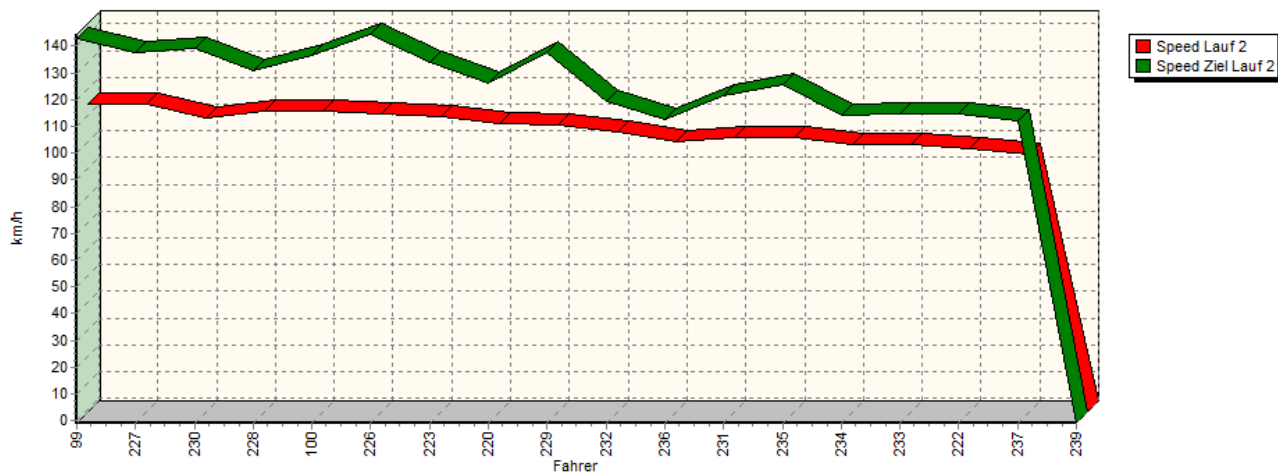
Speed-Diagramm Lauf 1



Sektor-Diagramm (Rest) Lauf 1

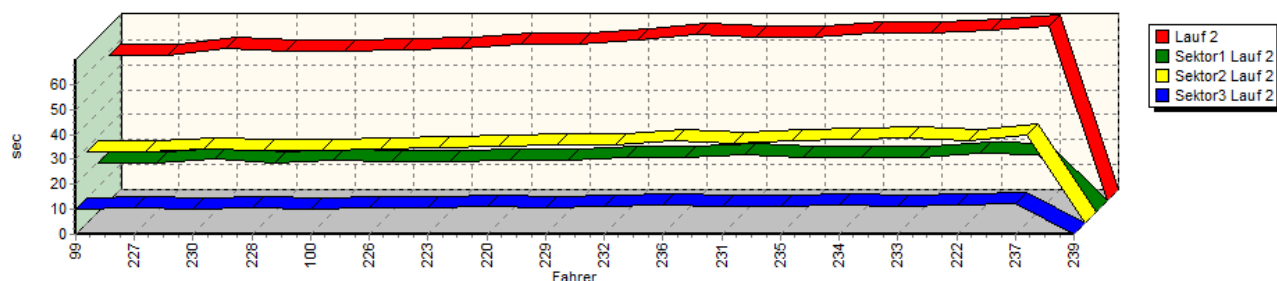


Speed-Diagramm Lauf 2



Sektorzeiten & Speeds - Groupe E1-National+E1-FIA+E1-EX Classe 25: +3000 ccm

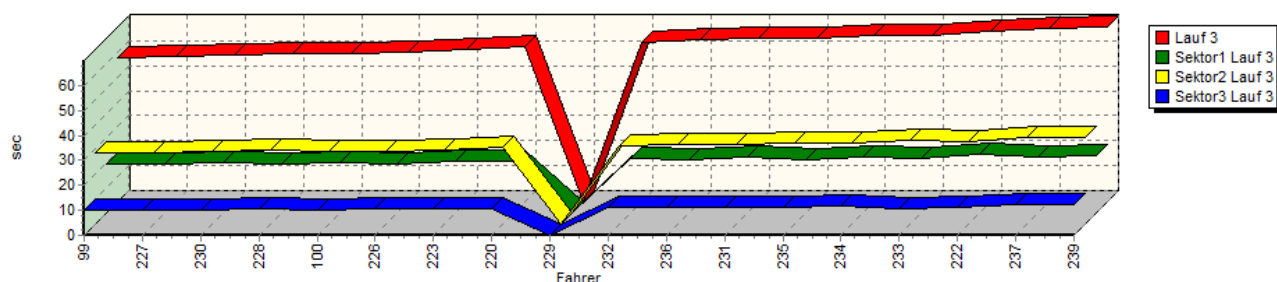
Sektor-Diagramm (Rest) Lauf 2



Speed-Diagramm Lauf 3



Sektor-Diagramm (Rest) Lauf 3



Rg.	Nr.	Sektor 1	Sektor 2	Sektor 3	Speed Ziel	Laufzeit	Speed (Lauf)	
1	99	STOLZ Herbert		Porsche 935 DP II				
		Lauf 1:	00:19.313	00:27.650	00:09.794	151,03 km/h	00:56.757	117,34 km/h
		Lauf 2:	00:19.808	00:28.561	00:09.940	142,59 km/h	00:58.309	114,22 km/h
		Lauf 3:	00:19.569	00:28.490	00:09.828	149,40 km/h	00:57.887	115,05 km/h



European Hill Race

Bergrennen Eschdorf

2. - 4. Mai 2014

Luxemburger Bergmeisterschaft 2014

Deutsche Bergmeisterschaft 2014



Sektorzeiten & Speeds - Groupe E1-National+E1-FIA+E1-EX Classe 25: +3000 ccm

Rg.	Nr.	Sektor 1	Sektor 2	Sektor 3	Speed Ziel	Laufzeit	Speed (Lauf)	
2	227	BRATSCHI Ronnie		Mitsubishi Lancer Evo 8 EGMO				
		Lauf 1:	00:19.745	00:29.051	00:10.587	123,92 km/h	00:59.383	112,15 km/h
		Lauf 2:	00:19.546	00:28.393	00:10.377	137,63 km/h	00:58.316	114,21 km/h
		Lauf 3:	00:19.503	00:28.417	00:10.071	142,67 km/h	00:57.991	114,85 km/h
3	230	RUCH René		Ferrari 355 Gt				
		Lauf 1:	00:22.434	00:31.110	00:10.826	135,57 km/h	01:04.370	103,46 km/h
		Lauf 2:	00:21.098	00:29.918	00:10.221	139,26 km/h	01:01.237	108,76 km/h
		Lauf 3:	00:20.189	00:28.956	00:09.924	145,01 km/h	00:59.069	112,75 km/h
4	228	FUCHS Mario		Mitsubishi Lancer Evo 9				
		Lauf 1:	00:20.463	00:29.867	00:11.072	119,87 km/h	01:01.402	108,47 km/h
		Lauf 2:	00:19.745	00:29.382	00:10.545	130,73 km/h	00:59.672	111,61 km/h
		Lauf 3:	00:19.503	00:29.412	00:10.455	129,13 km/h	00:59.370	112,18 km/h
5	100	WERVER Nicolas		Porsche 997 Cup S				
		Lauf 1:	00:30.860	01:09.683	00:22.528	41,49 km/h	02:03.071	54,12 km/h
		Lauf 2:	00:20.458	00:28.970	00:10.346	136,67 km/h	00:59.774	111,42 km/h
		Lauf 3:	00:20.303	00:29.075	00:10.255	133,13 km/h	00:59.633	111,68 km/h
6	226	JELINEK Mike		Subaru Impreza Evo 1				
		Lauf 1:	00:19.996	00:29.700	00:10.246	146,51 km/h	00:59.942	111,11 km/h
		Lauf 2:	00:19.912	00:29.760	00:10.511	144,40 km/h	01:00.183	110,66 km/h
		Lauf 3:	00:19.752	00:29.317	00:10.659	128,52 km/h	00:59.728	111,51 km/h
7	223	HANDA Norbert		Lancia Delta Integrale Evo 3				
		Lauf 1:	00:21.253	00:31.067	00:10.564	120,02 km/h	01:02.884	105,91 km/h
		Lauf 2:	00:20.268	00:29.995	00:10.612	133,78 km/h	01:00.875	109,40 km/h
		Lauf 3:	00:20.468	00:29.833	00:10.669	118,52 km/h	01:00.970	109,23 km/h
8	220	STRUCKMANN Norman		Ford Escort RS Cosworth				
		Lauf 1:	00:21.661	00:31.236	00:10.929	125,73 km/h	01:03.826	104,35 km/h
		Lauf 2:	00:20.975	00:30.545	00:10.920	126,11 km/h	01:02.440	106,66 km/h
		Lauf 3:	00:20.711	00:30.626	00:10.839	123,57 km/h	01:02.176	107,11 km/h
9	229	EDWARDS Keith		Audi Quattro S1				
		Lauf 1:	00:20.836	00:32.086	00:10.852	129,15 km/h	01:03.774	104,43 km/h
		Lauf 2:	00:20.664	00:31.317	00:10.716	137,67 km/h	01:02.697	106,23 km/h
		Lauf 3:	*	*	*	* km/h	*	* km/h
10	232	EMOND Stéphane		BMW M3				
		Lauf 1:	00:22.098	00:31.646	00:11.037	118,37 km/h	01:04.781	102,81 km/h
		Lauf 2:	00:22.000	00:31.170	00:11.160	119,43 km/h	01:04.330	103,53 km/h
		Lauf 3:	00:21.661	00:31.080	00:11.226	112,72 km/h	01:03.967	104,12 km/h
11	236	VALENTINY Charles		Mitsubishi Lancer Evo 7				
		Lauf 1:	00:21.843	00:33.624	00:11.170	115,57 km/h	01:06.637	99,94 km/h
		Lauf 2:	00:21.721	00:33.140	00:11.719	112,47 km/h	01:06.580	100,03 km/h
		Lauf 3:	00:21.459	00:32.097	00:11.332	115,07 km/h	01:04.888	102,64 km/h
12	231	KUSTER Michael		Maserati GranSport Trofeo				
		Lauf 1:	00:23.620	00:33.694	00:11.252	121,76 km/h	01:08.566	97,13 km/h
		Lauf 2:	00:22.761	00:31.832	00:10.995	121,55 km/h	01:05.588	101,54 km/h
		Lauf 3:	00:22.369	00:31.899	00:11.062	121,53 km/h	01:05.330	101,94 km/h
13	235	SCHILLING Nico		Subaru Impreza WRX STI				
		Lauf 1:	00:22.012	00:32.304	00:11.643	114,74 km/h	01:05.959	100,97 km/h
		Lauf 2:	00:21.597	00:32.788	00:11.044	125,60 km/h	01:05.429	101,79 km/h
		Lauf 3:	00:21.533	00:32.747	00:11.360	124,26 km/h	01:05.640	101,46 km/h



European Hill Race
Bergrennen Eschdorf
2. - 4. Mai 2014
Luxemburger Bergmeisterschaft 2014
Deutsche Bergmeisterschaft 2014



Sektorzeiten & Speeds - Groupe E1-National+E1-FIA+E1-EX Classe 25: +3000 ccm

Rg.	Nr.	Sektor 1	Sektor 2	Sektor 3	Speed Ziel	Laufzeit	Speed (Lauf)	
14	234	KREMER Yves	Subaru Impreza					
		Lauf 1:	00:22.247	00:33.304	00:11.406	112,40 km/h	01:06.957	99,47 km/h
		Lauf 2:	00:21.990	00:33.339	00:11.727	114,33 km/h	01:07.056	99,32 km/h
		Lauf 3:	00:22.128	00:32.733	00:11.633	113,77 km/h	01:06.494	100,16 km/h
15	233	MOUGIN Didier	Seat Leon Supercopa					
		Lauf 1:	00:22.234	01:06.078	00:11.172	116,30 km/h	01:39.484	66,95 km/h
		Lauf 2:	00:22.098	00:33.989	00:10.989	114,55 km/h	01:07.076	99,29 km/h
		Lauf 3:	00:22.056	00:33.809	00:10.790	118,74 km/h	01:06.655	99,92 km/h
16	222	LUDWIG Harald	BMW M3 e36					
		Lauf 1:	00:24.823	00:34.438	00:11.818	114,85 km/h	01:11.079	93,70 km/h
		Lauf 2:	00:23.485	00:33.188	00:11.581	114,65 km/h	01:08.254	97,58 km/h
		Lauf 3:	00:23.567	00:33.182	00:11.467	114,32 km/h	01:08.216	97,63 km/h
17	237	WAMPACH Romain	Subaru Impreza					
		Lauf 1:	00:22.897	00:35.723	00:11.842	109,07 km/h	01:10.462	94,52 km/h
		Lauf 2:	00:22.822	00:35.043	00:12.115	112,20 km/h	01:09.980	95,17 km/h
		Lauf 3:	00:22.671	00:34.900	00:12.077	111,50 km/h	01:09.648	95,62 km/h
18	239	SOISSON Claude	Seat Leon Turbo					
		Lauf 1:	*	*	*	* km/h	*	* km/h
		Lauf 2:	*	*	*	* km/h	*	* km/h
		Lauf 3:	00:22.920	00:34.757	00:12.315	99,70 km/h	01:09.992	95,15 km/h