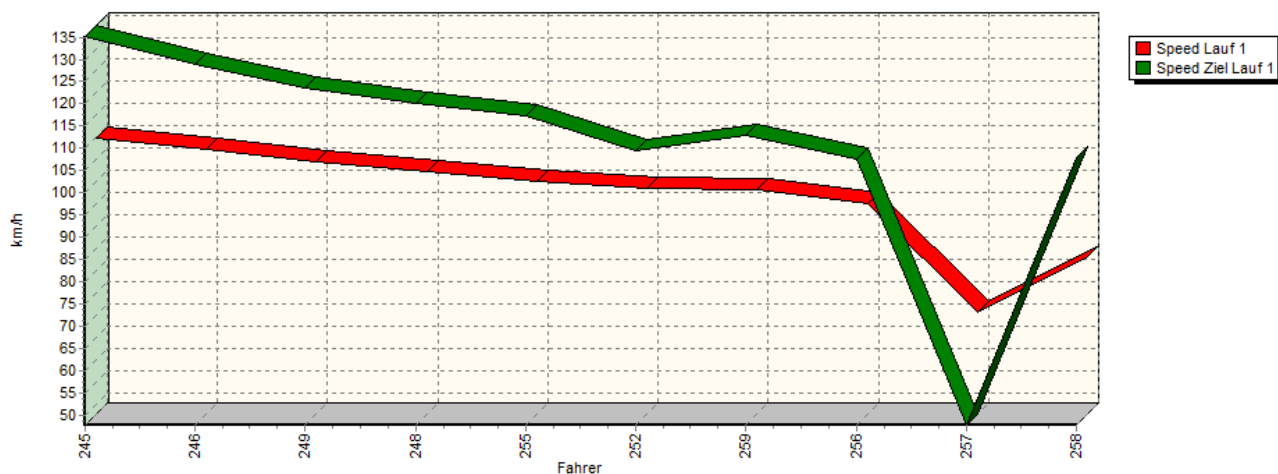
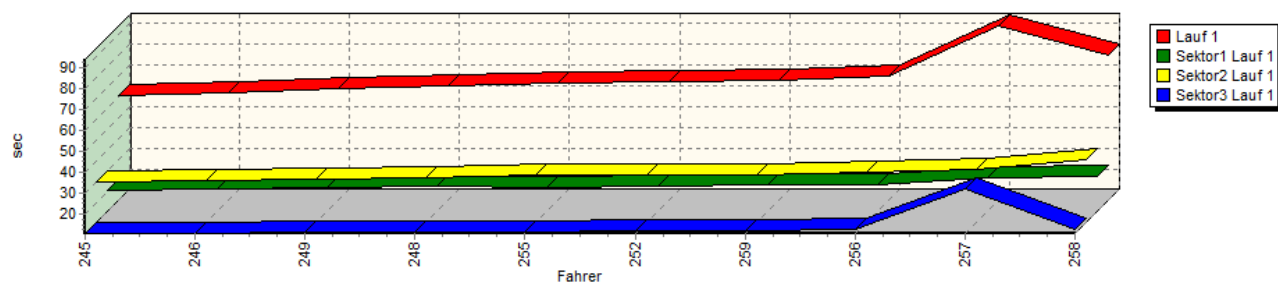


## Sektorzeiten & Speeds - Groupe E1-National+E1-FIA+E1-EX Classe 24: +2000-3000 ccm

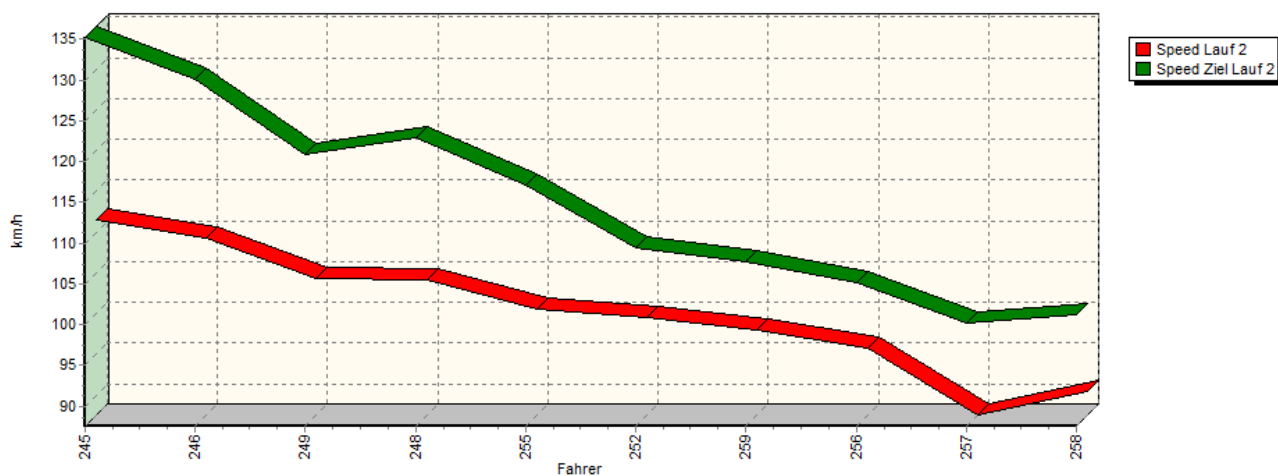
Speed-Diagramm Lauf 1



Sektor-Diagramm (Rest) Lauf 1

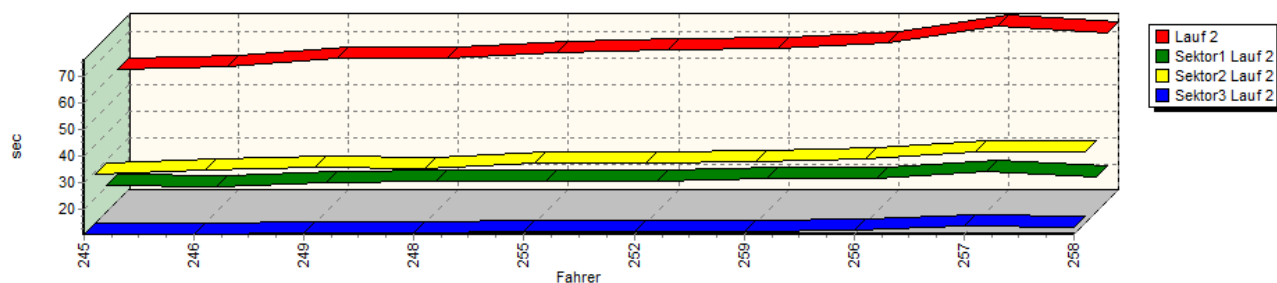


Speed-Diagramm Lauf 2

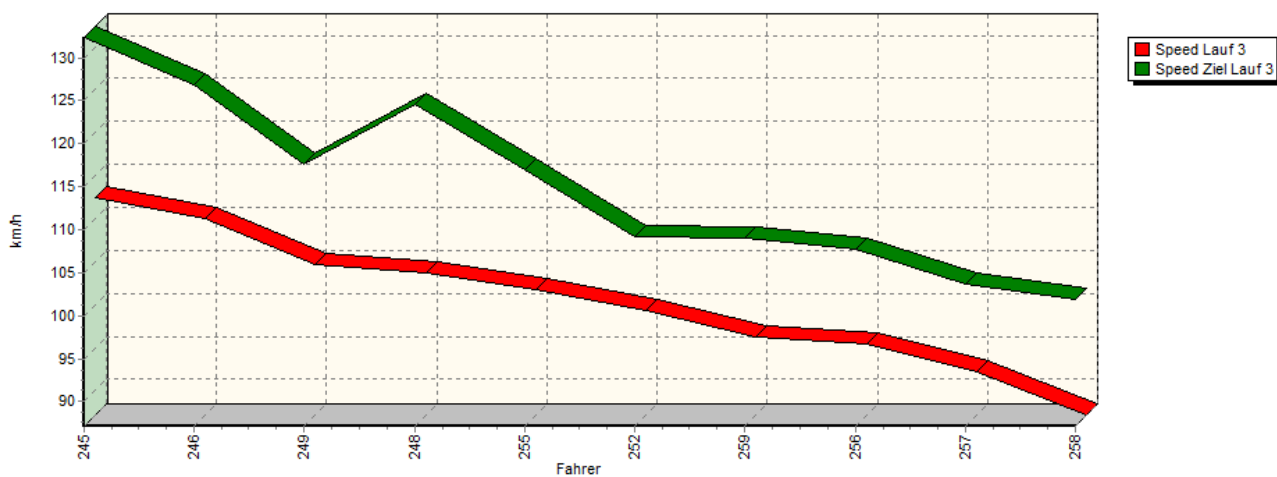


## Sektorzeiten & Speeds - Groupe E1-National+E1-FIA+E1-EX Classe 24: +2000-3000 ccm

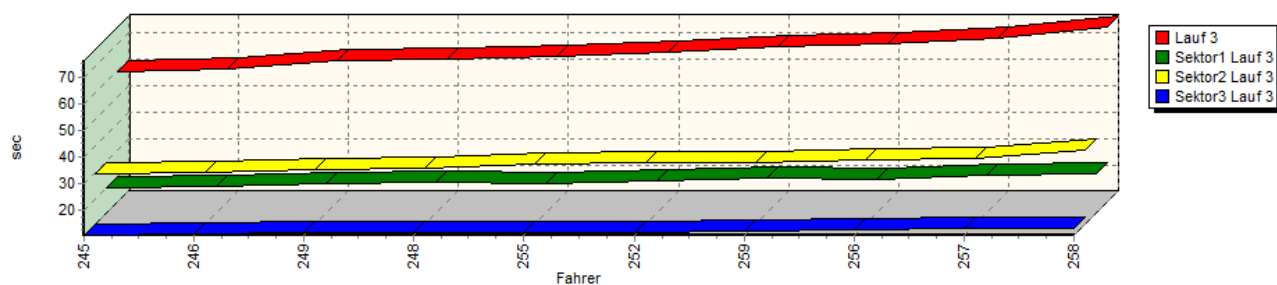
Sektor-Diagramm (Rest) Lauf 2



Speed-Diagramm Lauf 3



Sektor-Diagramm (Rest) Lauf 3



Rg.	Nr.	Sektor 1	Sektor 2	Sektor 3	Speed Ziel	Laufzeit	Speed (Lauf)	
1	245	<b>POINSIGNON Yannick</b>		CG Simca B1200S Turbo				
		Lauf 1:	00:20.431	00:29.747	00:10.434	135,17 km/h	01:00.612	109,88 km/h
		Lauf 2:	00:20.470	00:28.795	00:10.434	135,25 km/h	00:59.699	111,56 km/h
		Lauf 3:	00:19.944	00:29.115	00:10.221	132,36 km/h	00:59.280	112,35 km/h



**European Hill Race**  
**Bergrennen Eschdorf**  
**2. - 4. Mai 2014**  
Luxemburger Bergmeisterschaft 2014  
Deutsche Bergmeisterschaft 2014



**Sektorzeiten & Speeds - Groupe E1-National+E1-FIA+E1-EX Classe 24: +2000-3000 ccm**

Rg.	Nr.	Sektor 1	Sektor 2	Sektor 3	Speed Ziel	Laufzeit	Speed (Lauf)	
2	246	<b>DUBOIS Anthony</b>		Scora Maxi Renault turbo				
		Lauf 1:	00:20.950	00:30.400	00:10.711	128,97 km/h	01:02.061	107,31 km/h
		Lauf 2:	00:20.073	00:30.231	00:10.626	130,08 km/h	01:00.930	109,31 km/h
		Lauf 3:	00:20.404	00:29.671	00:10.490	126,93 km/h	01:00.565	109,96 km/h
3	249	<b>FAVRE Bertrand</b>		BMW E30				
		Lauf 1:	00:21.860	00:30.902	00:11.014	123,68 km/h	01:03.776	104,43 km/h
		Lauf 2:	00:21.610	00:31.300	00:10.972	120,91 km/h	01:03.882	104,26 km/h
		Lauf 3:	00:21.435	00:31.041	00:11.185	117,60 km/h	01:03.661	104,62 km/h
4	248	<b>FRANK René</b>		BMW M3				
		Lauf 1:	00:22.209	00:31.540	00:11.397	120,16 km/h	01:05.146	102,23 km/h
		Lauf 2:	00:21.877	00:31.037	00:11.084	122,98 km/h	01:03.998	104,07 km/h
		Lauf 3:	00:21.634	00:31.503	00:11.056	124,66 km/h	01:04.193	103,75 km/h
5	255	<b>CIUCA Romain</b>		Opel Kadett C				
		Lauf 1:	00:22.043	00:33.356	00:11.140	117,32 km/h	01:06.539	100,09 km/h
		Lauf 2:	00:21.771	00:33.262	00:11.228	117,20 km/h	01:06.261	100,51 km/h
		Lauf 3:	00:21.565	00:32.815	00:11.051	116,94 km/h	01:05.431	101,79 km/h
6	252	<b>OSTERMANN Thomas</b>		BMW E30 Hartge				
		Lauf 1:	00:22.641	00:33.340	00:11.540	109,57 km/h	01:07.521	98,64 km/h
		Lauf 2:	00:22.112	00:33.233	00:11.590	109,36 km/h	01:06.935	99,50 km/h
		Lauf 3:	00:22.311	00:33.420	00:11.374	109,20 km/h	01:07.105	99,25 km/h
7	259	<b>LERUTH Jean</b>		Honda Integra Type R				
		Lauf 1:	00:23.180	00:32.905	00:11.623	112,97 km/h	01:07.708	98,36 km/h
		Lauf 2:	00:22.932	00:33.289	00:11.688	107,78 km/h	01:07.909	98,07 km/h
		Lauf 3:	00:23.599	00:33.755	00:11.861	108,97 km/h	01:09.215	96,22 km/h
8	256	<b>DE SUTTER Jean</b>		Lotus Exige				
		Lauf 1:	00:23.083	00:34.670	00:12.250	107,57 km/h	01:10.003	95,14 km/h
		Lauf 2:	00:22.951	00:34.423	00:12.165	105,20 km/h	01:09.539	95,77 km/h
		Lauf 3:	00:23.047	00:34.531	00:12.235	107,69 km/h	01:09.813	95,40 km/h
9	257	<b>DEVILLET Pit</b>		BMW M3 e36				
		Lauf 1:	00:26.268	00:36.034	00:31.768	47,82 km/h	01:34.070	70,80 km/h
		Lauf 2:	00:25.623	00:36.947	00:13.490	100,21 km/h	01:16.060	87,56 km/h
		Lauf 3:	00:24.429	00:34.976	00:12.919	103,64 km/h	01:12.324	92,09 km/h
10	258	<b>CARTIAUX Dany</b>		Opel Commodore B				
		Lauf 1:	00:27.063	00:40.506	00:12.540	108,02 km/h	01:20.109	83,14 km/h
		Lauf 2:	00:23.589	00:37.094	00:12.874	101,27 km/h	01:13.557	90,54 km/h
		Lauf 3:	00:25.289	00:38.079	00:13.059	101,96 km/h	01:16.427	87,14 km/h

