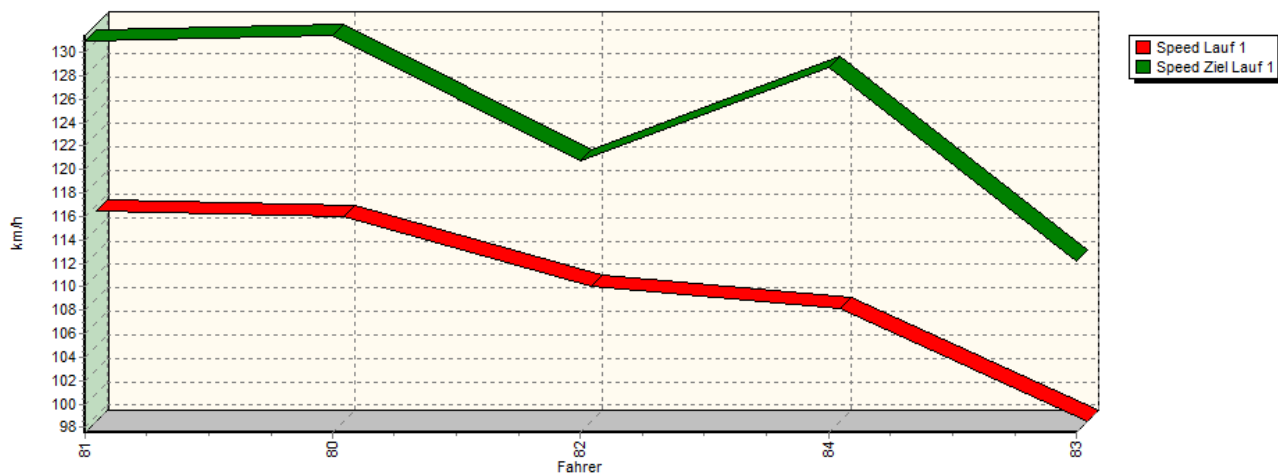


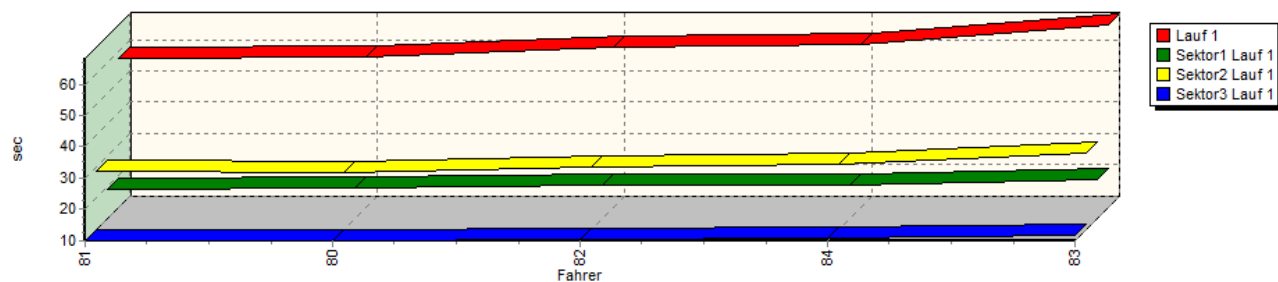
Sektorzeiten & Speeds - Groupe E2-SC+CN+C3

Groupe E2-SC+CN+C3 Classe 30a: -1300 ccm

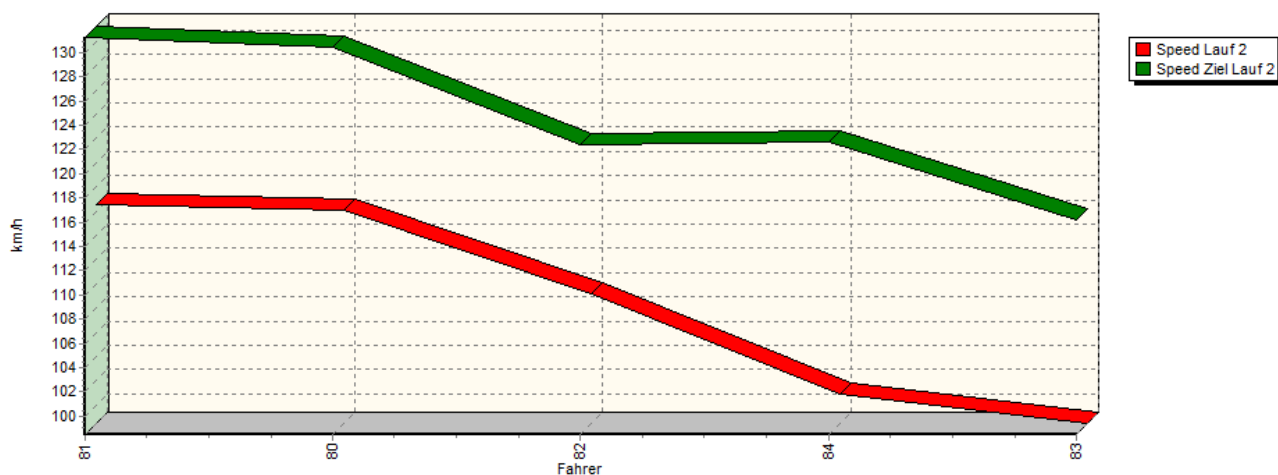
Speed-Diagramm Lauf 1



Sektor-Diagramm (Rest) Lauf 1

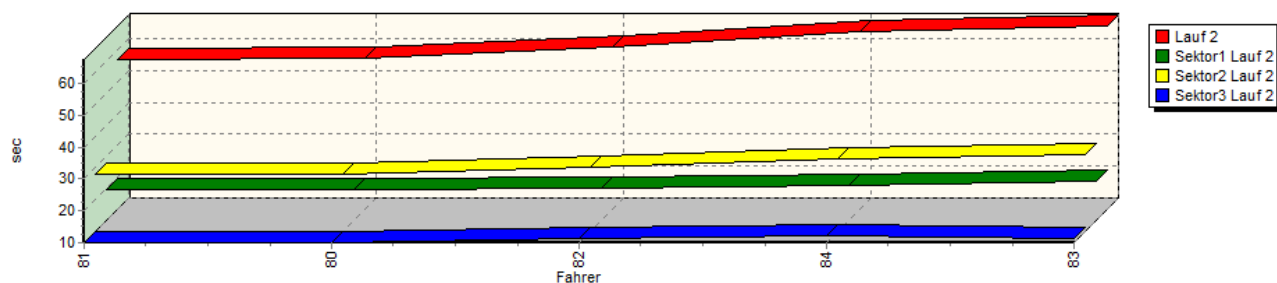


Speed-Diagramm Lauf 2

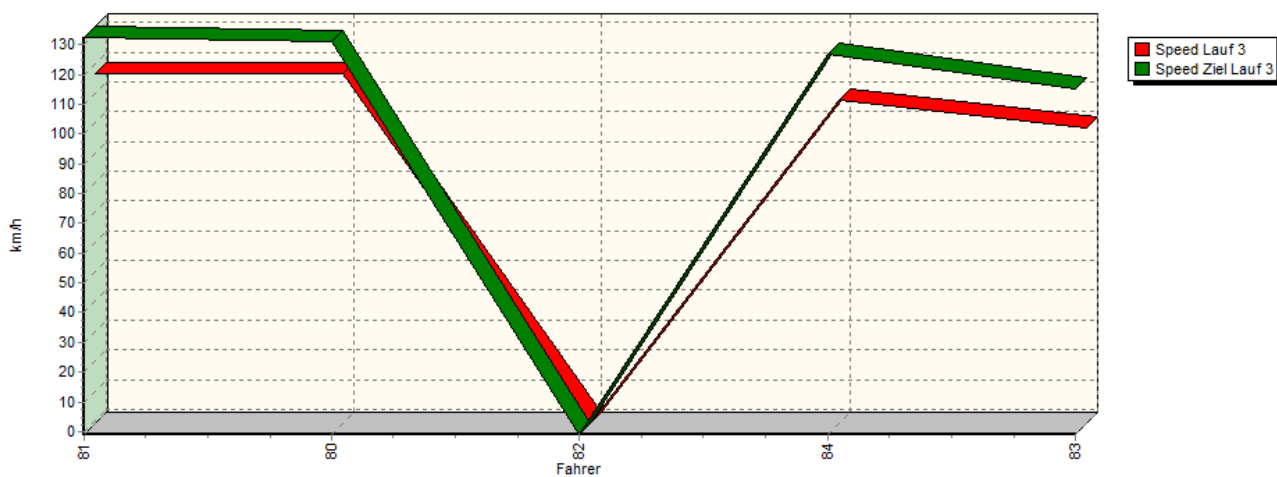


Sektorzeiten & Speeds - Groupe E2-SC+CN+C3

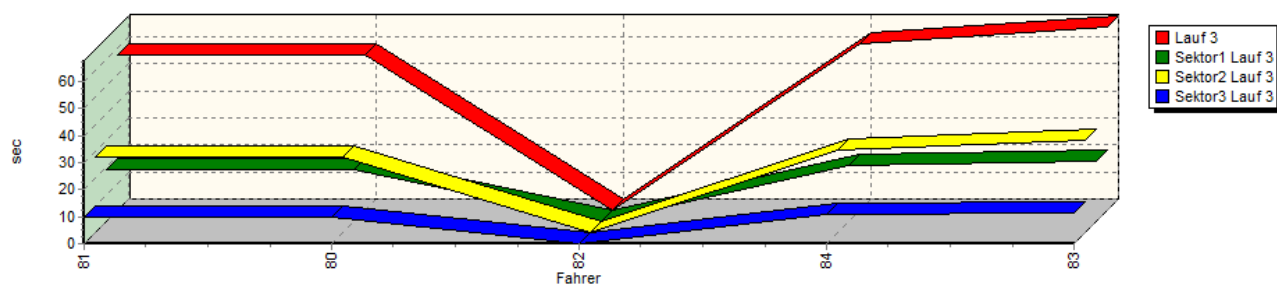
Sektor-Diagramm (Rest) Lauf 2



Speed-Diagramm Lauf 3



Sektor-Diagramm (Rest) Lauf 3



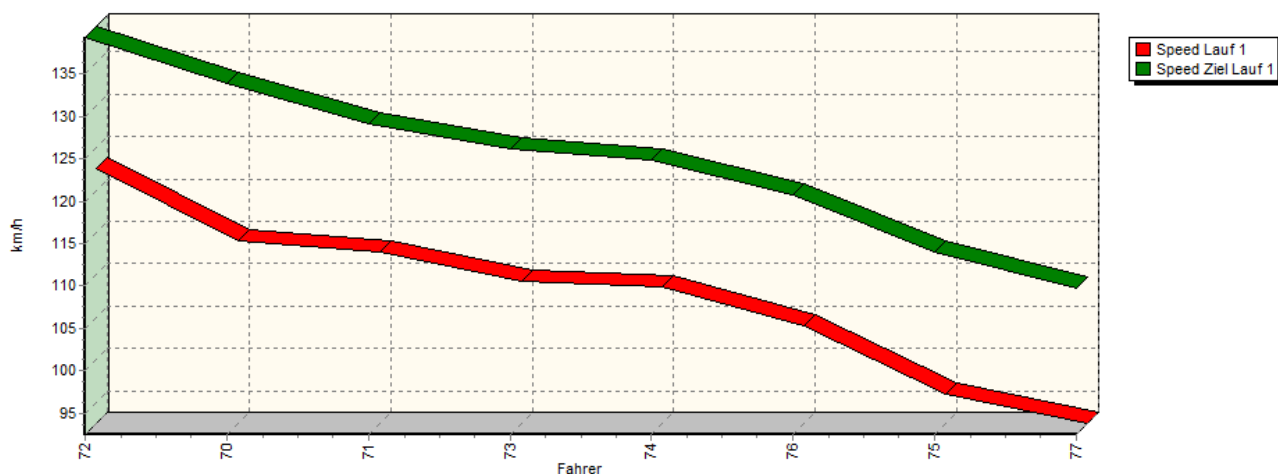
Rg.	Nr.	Sektor 1	Sektor 2	Sektor 3	Speed Ziel	Laufzeit	Speed (Lauf)	
1	81	THOLY Yves		Speed Car-Suzuki				
		Lauf 1:	00:19.332	00:28.427	00:09.880	131,01 km/h	00:57.639	115,55 km/h
		Lauf 2:	00:19.349	00:27.928	00:09.881	131,23 km/h	00:57.158	116,52 km/h
		Lauf 3:	00:19.311	00:27.871	00:10.061	132,48 km/h	00:57.243	116,35 km/h

Sektorzeiten & Speeds - Groupe E2-SC+CN+C3

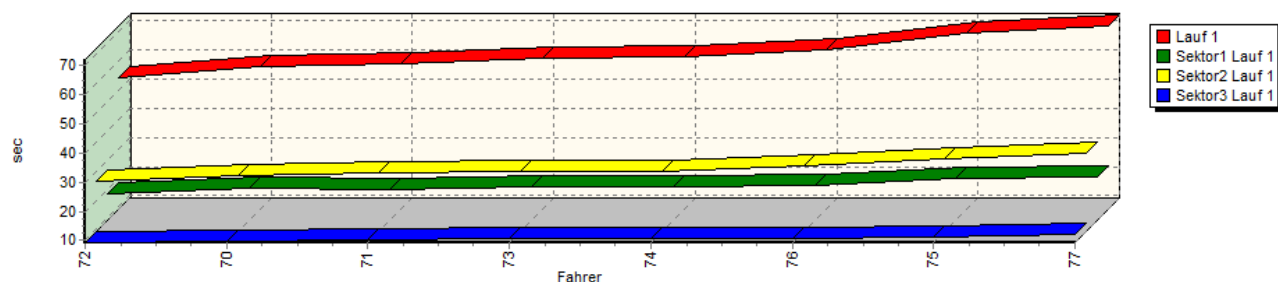
Rg.	Nr.	Sektor 1	Sektor 2	Sektor 3	Speed Ziel	Laufzeit	Speed (Lauf)
2	80	BOURGEON Fabien	TrackKing-Suzuki RC 01				
		Lauf 1: 00:19.803	00:28.155	00:09.918	131,44 km/h	00:57.876	115,07 km/h
		Lauf 2: 00:19.600	00:27.955	00:09.822	130,48 km/h	00:57.377	116,07 km/h
		Lauf 3: 00:19.395	00:27.975	00:09.837	131,30 km/h	00:57.207	116,42 km/h
3	82	COLLARD Bruno	BRC-Suzuki CM05 Evo				
		Lauf 1: 00:20.429	00:30.130	00:10.475	120,78 km/h	01:01.034	109,12 km/h
		Lauf 2: 00:20.047	00:30.012	00:10.958	122,41 km/h	01:01.017	109,15 km/h
		Lauf 3: *	*	*	* km/h	*	* km/h
4	84	ADAMI Erwin	PRM-Yamaha Fun Boost RC				
		Lauf 1: 00:20.569	00:30.685	00:10.894	128,75 km/h	01:02.148	107,16 km/h
		Lauf 2: 00:20.970	00:32.972	00:12.052	122,56 km/h	01:05.994	100,92 km/h
		Lauf 3: 00:20.740	00:30.432	00:10.644	126,87 km/h	01:01.816	107,74 km/h
5	83	LINGIER John	Funya-Suzuki 4RS				
		Lauf 1: 00:22.328	00:34.342	00:11.584	112,22 km/h	01:08.254	97,58 km/h
		Lauf 2: 00:22.190	00:34.109	00:11.320	116,21 km/h	01:07.619	98,49 km/h
		Lauf 3: 00:22.329	00:33.927	00:11.529	115,04 km/h	01:07.785	98,25 km/h

Groupe E2-SC+CN+C3 Classe 31: +1600-2000 ccm

Speed-Diagramm Lauf 1

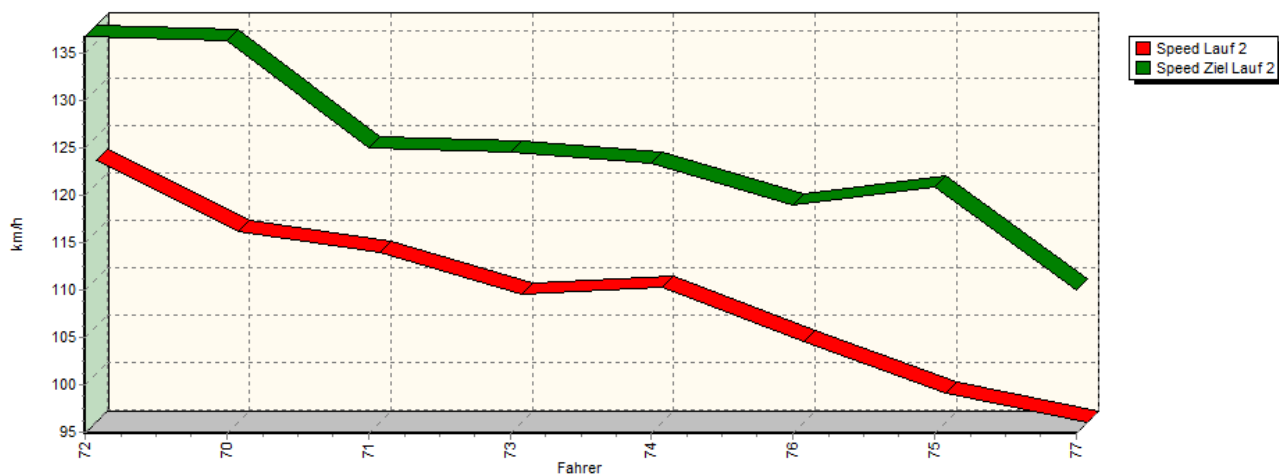


Sektor-Diagramm (Rest) Lauf 1

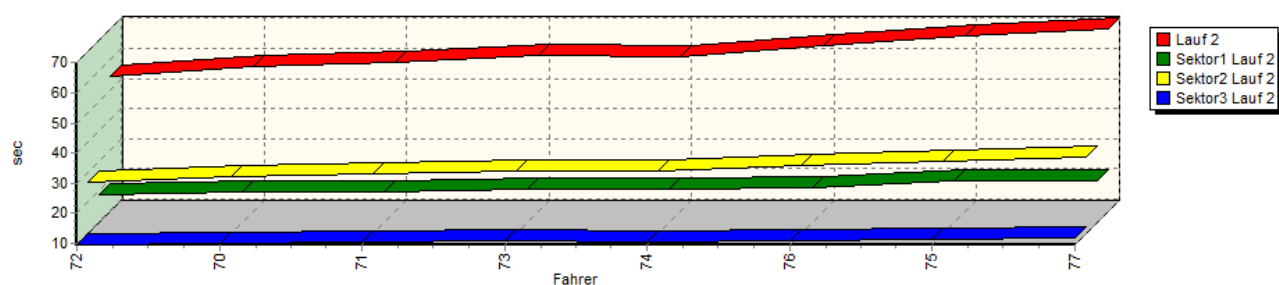


Sektorzeiten & Speeds - Groupe E2-SC+CN+C3

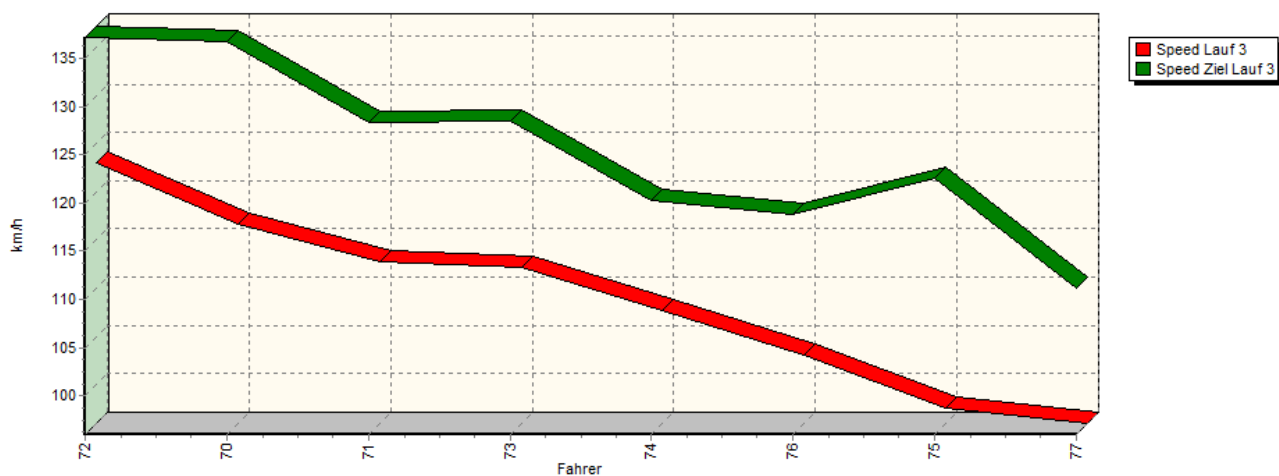
Speed-Diagramm Lauf 2



Sektor-Diagramm (Rest) Lauf 2

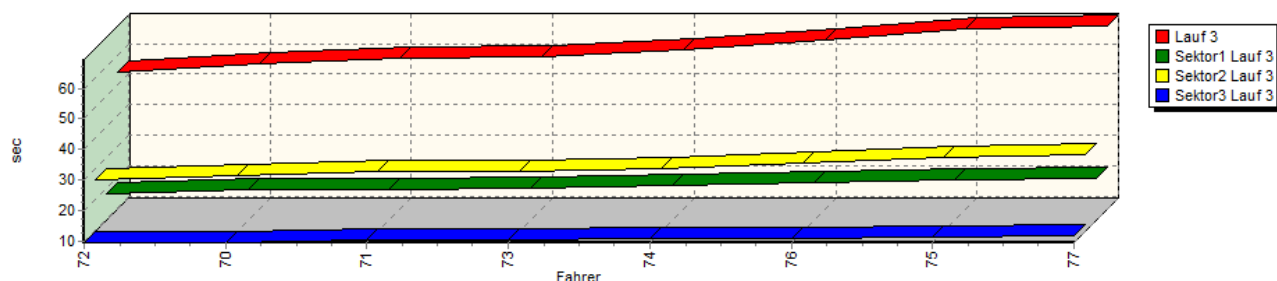


Speed-Diagramm Lauf 3



Sektorzeiten & Speeds - Groupe E2-SC+CN+C3

Sektor-Diagramm (Rest) Lauf 3

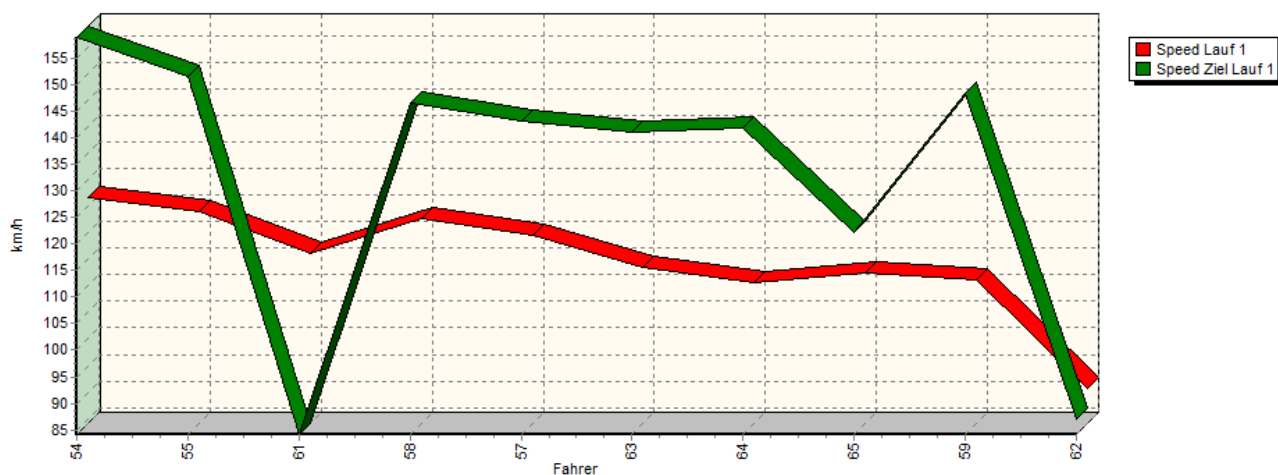


Rg.	Nr.	Sektor 1	Sektor 2	Sektor 3	Speed Ziel	Laufzeit	Speed (Lauf)
1	72	DUROT Kevin	Norma-Honda M20 F				
		Lauf 1: 00:18.530	00:26.560	00:09.250	139,36 km/h	00:54.340	122,56 km/h
		Lauf 2: 00:18.480	00:26.441	00:09.424	136,84 km/h	00:54.345	122,55 km/h
		Lauf 3: 00:18.323	00:26.336	00:09.466	137,22 km/h	00:54.125	123,05 km/h
2	70	HUNZIKER Herbert	Norma-Honda M20 F				
		Lauf 1: 00:20.289	00:28.312	00:09.772	133,88 km/h	00:58.373	114,09 km/h
		Lauf 2: 00:19.766	00:28.301	00:09.818	136,45 km/h	00:57.885	115,06 km/h
		Lauf 3: 00:19.639	00:27.771	00:09.686	136,74 km/h	00:57.096	116,65 km/h
3	71	LETMADE Bernd	Norma-Honda M20				
		Lauf 1: 00:19.641	00:29.148	00:10.316	129,12 km/h	00:59.105	112,68 km/h
		Lauf 2: 00:19.487	00:29.194	00:10.324	124,99 km/h	00:59.005	112,87 km/h
		Lauf 3: 00:19.545	00:29.238	00:10.310	128,40 km/h	00:59.093	112,70 km/h
4	73	WOLPERT Uwe	UWR-Honda WFK07				
		Lauf 1: 00:20.519	00:29.888	00:10.563	126,14 km/h	01:00.970	109,23 km/h
		Lauf 2: 00:20.606	00:30.193	00:10.655	124,67 km/h	01:01.454	108,37 km/h
		Lauf 3: 00:20.095	00:29.015	00:10.286	128,53 km/h	00:59.396	112,13 km/h
5	74	MIETHKE Günter	Norma-Honda M20				
		Lauf 1: 00:20.975	00:29.908	00:10.485	124,90 km/h	01:01.368	108,53 km/h
		Lauf 2: 00:20.500	00:30.141	00:10.382	123,43 km/h	01:01.023	109,14 km/h
		Lauf 3: 00:21.071	00:30.119	00:10.660	120,33 km/h	01:01.850	107,68 km/h
6	76	WEYTEN Willy	Mantis-Opel Sport 2000				
		Lauf 1: 00:21.309	00:31.926	00:10.840	120,76 km/h	01:04.075	103,94 km/h
		Lauf 2: 00:21.192	00:32.295	00:10.908	119,09 km/h	01:04.395	103,42 km/h
		Lauf 3: 00:21.727	00:31.962	00:10.970	118,84 km/h	01:04.659	103,00 km/h
7	75	SIEBERT Gerhard	Osella-BMW PA18				
		Lauf 1: 00:23.868	00:34.312	00:11.303	114,05 km/h	01:09.483	95,85 km/h
		Lauf 2: 00:23.286	00:33.315	00:11.393	120,89 km/h	01:07.994	97,95 km/h
		Lauf 3: 00:22.935	00:33.852	00:11.525	122,55 km/h	01:08.312	97,49 km/h
8	77	COLLISI Stephan	Behnke-BMW Condor C3				
		Lauf 1: 00:23.890	00:36.031	00:12.115	109,78 km/h	01:12.036	92,45 km/h
		Lauf 2: 00:23.318	00:34.905	00:11.967	110,09 km/h	01:10.190	94,88 km/h
		Lauf 3: 00:23.002	00:34.719	00:11.692	111,13 km/h	01:09.413	95,95 km/h

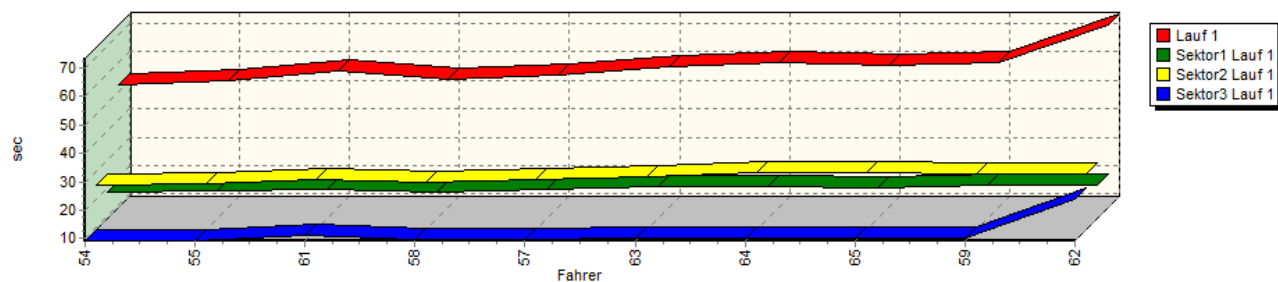
Sektorzeiten & Speeds - Groupe E2-SC+CN+C3

Groupe E2-SC+CN+C3 Classe 33: +2500-3000 ccm

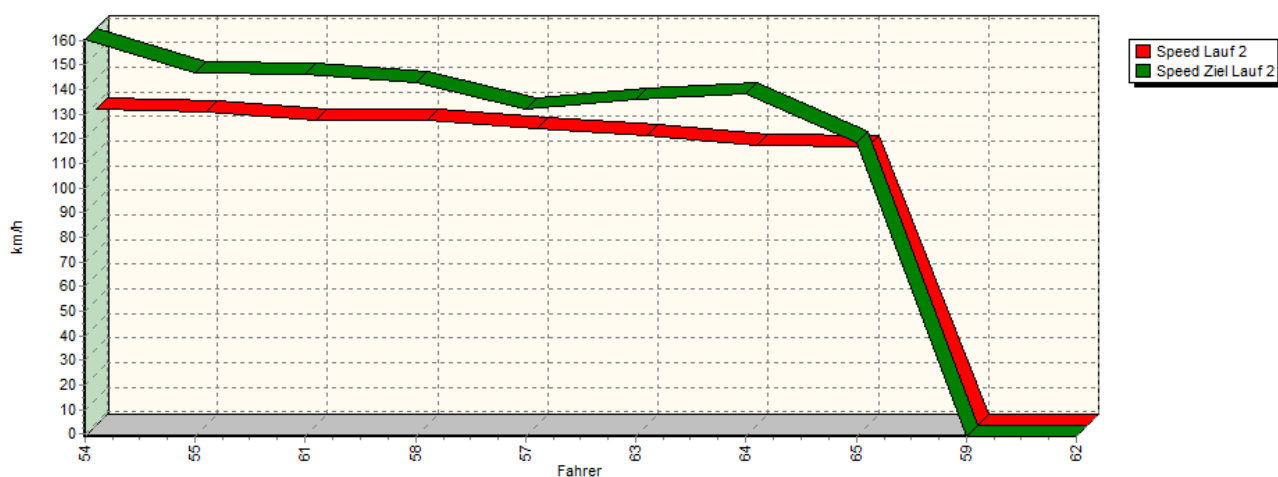
Speed-Diagramm Lauf 1



Sektor-Diagramm (Rest) Lauf 1

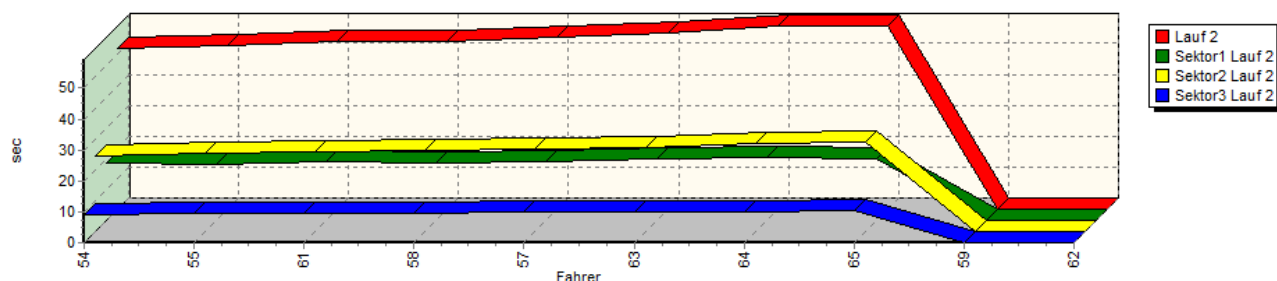


Speed-Diagramm Lauf 2

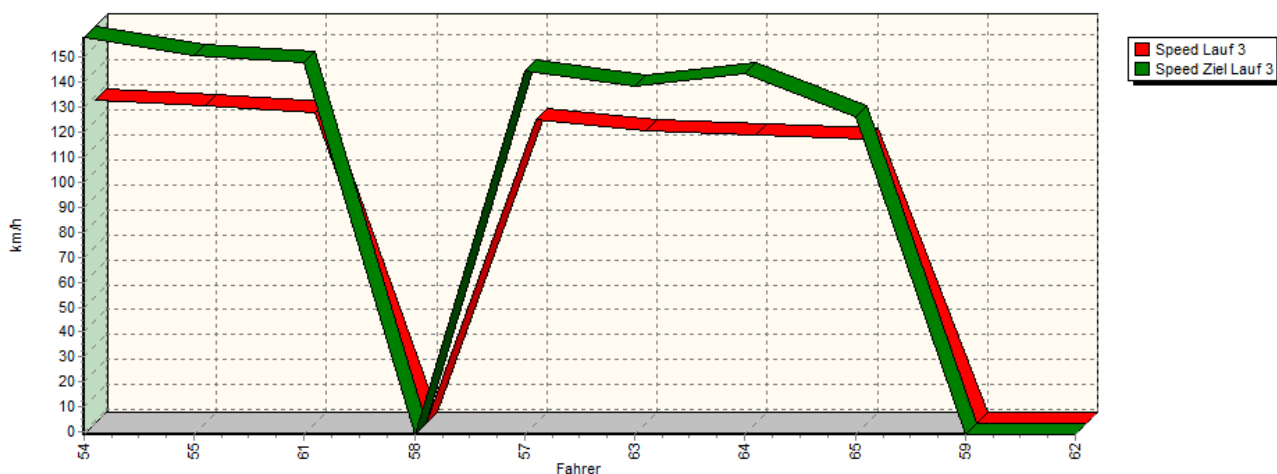


Sektorzeiten & Speeds - Groupe E2-SC+CN+C3

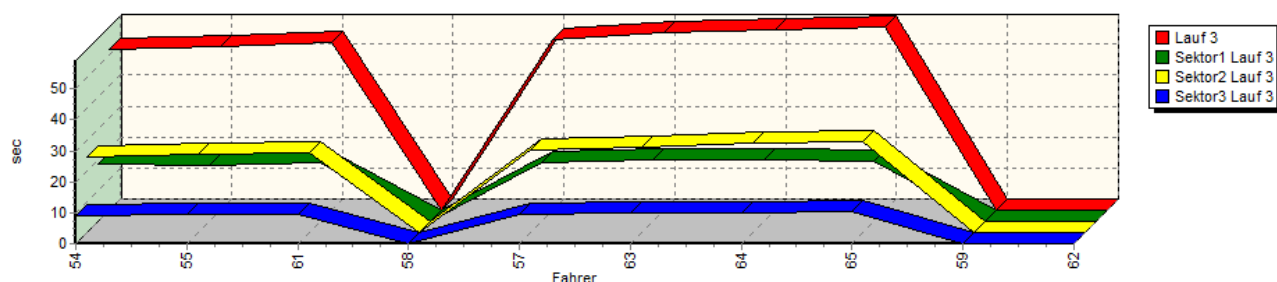
Sektor-Diagramm (Rest) Lauf 2



Speed-Diagramm Lauf 3



Sektor-Diagramm (Rest) Lauf 3



Rg.	Nr.	Sektor 1	Sektor 2	Sektor 3	Speed Ziel	Laufzeit	Speed (Lauf)	
1	54	ZAJELSNIK Patrik		Norma-Mugen M20 F				
		Lauf 1:	00:18.614	00:24.769	00:09.205	158,90 km/h	00:52.588	126,64 km/h
		Lauf 2:	00:18.511	00:24.537	00:09.115	160,29 km/h	00:52.163	127,68 km/h
		Lauf 3:	00:18.344	00:24.535	00:09.001	157,86 km/h	00:51.880	128,37 km/h

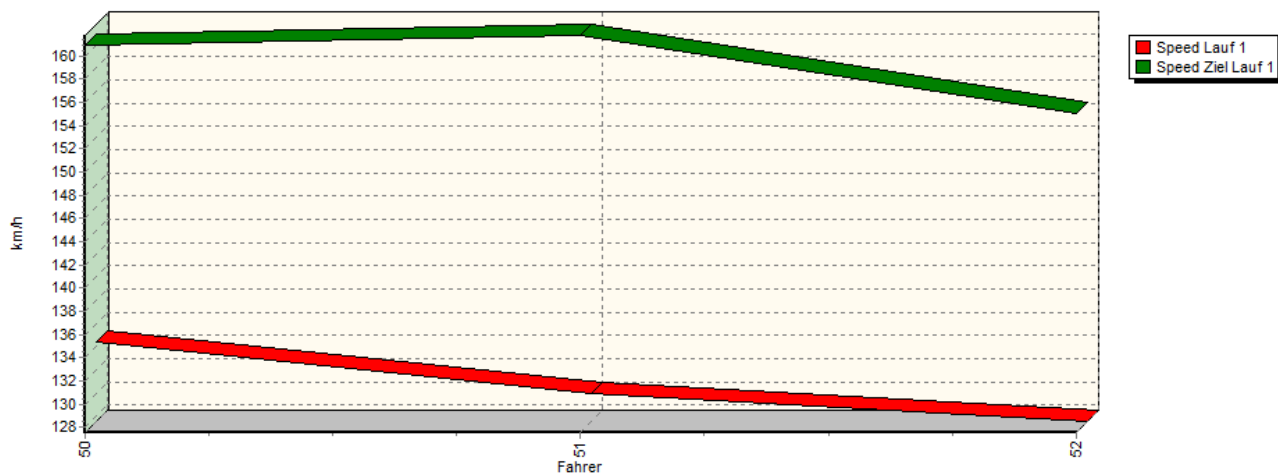
Sektorzeiten & Speeds - Groupe E2-SC+CN+C3

Rg.	Nr.	Sektor 1	Sektor 2	Sektor 3	Speed Ziel	Laufzeit	Speed (Lauf)
2	55	DE CONINCK Jelle	Norma-BMW M20 F				
		Lauf 1: 00:18.918	00:25.572	00:09.268	151,48 km/h	00:53.758	123,89 km/h
		Lauf 2: 00:17.922	00:25.317	00:09.475	146,98 km/h	00:52.714	126,34 km/h
		Lauf 3: 00:18.247	00:25.215	00:09.291	150,36 km/h	00:52.753	126,25 km/h
3	61	HUBERT Martine	Norma-BMW M20 F				
		Lauf 1: 00:19.381	00:26.757	00:11.198	84,11 km/h	00:57.336	116,16 km/h
		Lauf 2: 00:18.902	00:25.827	00:09.421	146,24 km/h	00:54.150	122,99 km/h
		Lauf 3: 00:19.066	00:25.721	00:09.335	147,75 km/h	00:54.122	123,06 km/h
4	58	HUBERT Georges	Norma-BMW M20 A				
		Lauf 1: 00:18.620	00:26.102	00:09.611	146,61 km/h	00:54.333	122,58 km/h
		Lauf 2: 00:18.625	00:26.049	00:09.620	142,48 km/h	00:54.294	122,67 km/h
		Lauf 3: *	*	*	* km/h	*	* km/h
5	57	GONAY Emmanuel	Norma-BMW M20 F				
		Lauf 1: 00:19.278	00:26.658	00:09.797	143,06 km/h	00:55.733	119,50 km/h
		Lauf 2: 00:19.209	00:26.663	00:09.895	132,01 km/h	00:55.767	119,43 km/h
		Lauf 3: 00:18.992	00:26.734	00:09.578	144,52 km/h	00:55.304	120,43 km/h
6	63	GEBHARD Dino	Osella-BMW PA20/S				
		Lauf 1: 00:20.445	00:27.966	00:10.209	140,99 km/h	00:58.620	113,61 km/h
		Lauf 2: 00:19.732	00:27.316	00:10.096	136,10 km/h	00:57.144	116,55 km/h
		Lauf 3: 00:19.669	00:27.639	00:10.142	138,41 km/h	00:57.450	115,93 km/h
7	64	EIERMANN Karl Philipp	Osella-BMW PA20 S Evo				
		Lauf 1: 00:20.715	00:29.134	00:10.322	141,85 km/h	01:00.171	110,68 km/h
		Lauf 2: 00:20.272	00:28.719	00:10.123	138,37 km/h	00:59.114	112,66 km/h
		Lauf 3: 00:19.735	00:28.710	00:09.857	143,11 km/h	00:58.302	114,23 km/h
8	65	PERVEUX Didier	Radical-Powertec SR8LM V8				
		Lauf 1: 00:19.842	00:29.082	00:10.271	122,20 km/h	00:59.195	112,51 km/h
		Lauf 2: 00:19.730	00:28.950	00:10.568	118,16 km/h	00:59.248	112,41 km/h
		Lauf 3: 00:19.505	00:29.393	00:10.292	126,30 km/h	00:59.190	112,52 km/h
9	59	BREBSOM Nicolas	Norma-NME M20 FC				
		Lauf 1: 00:20.774	00:28.878	00:10.340	148,42 km/h	00:59.992	111,01 km/h
		Lauf 2: *	*	*	* km/h	*	* km/h
		Lauf 3: *	*	*	* km/h	*	* km/h
10	62	BEHNKE Michael	Osella-BMW PA20 S				
		Lauf 1: 00:20.746	00:28.997	00:23.741	86,87 km/h	01:13.484	90,63 km/h
		Lauf 2: *	*	*	* km/h	*	* km/h
		Lauf 3: *	*	*	* km/h	*	* km/h

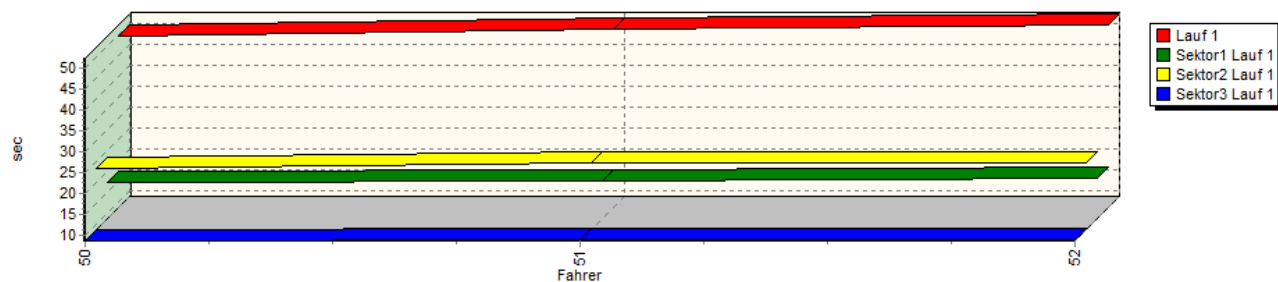
Sektorzeiten & Speeds - Groupe E2-SC+CN+C3

Groupe E2-SC+CN+C3 Classe 39: CNplus (FFSA)

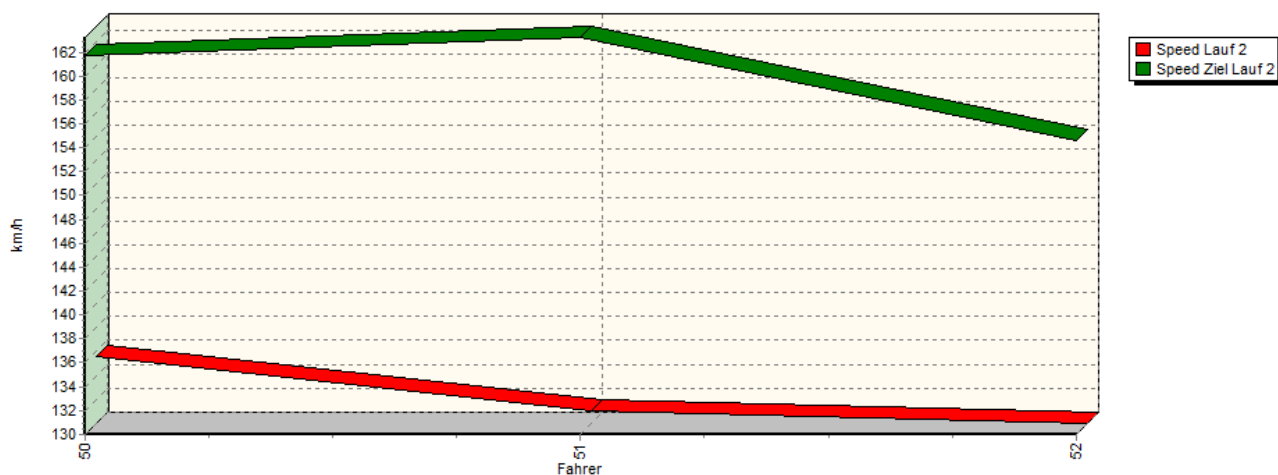
Speed-Diagramm Lauf 1



Sektor-Diagramm (Rest) Lauf 1

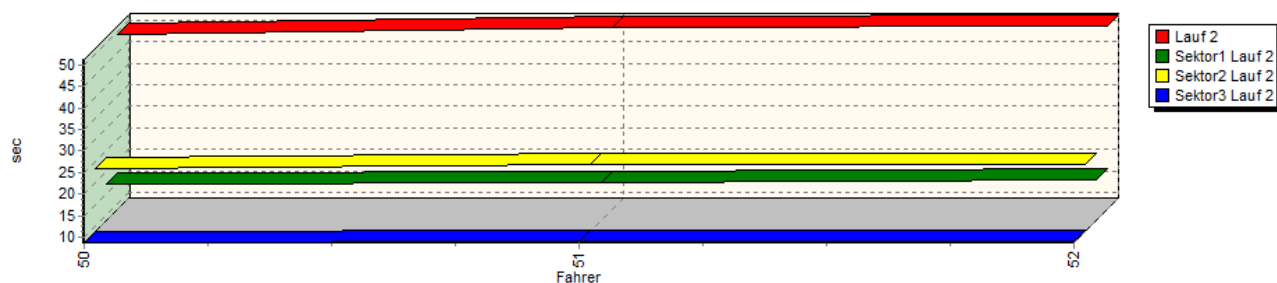


Speed-Diagramm Lauf 2

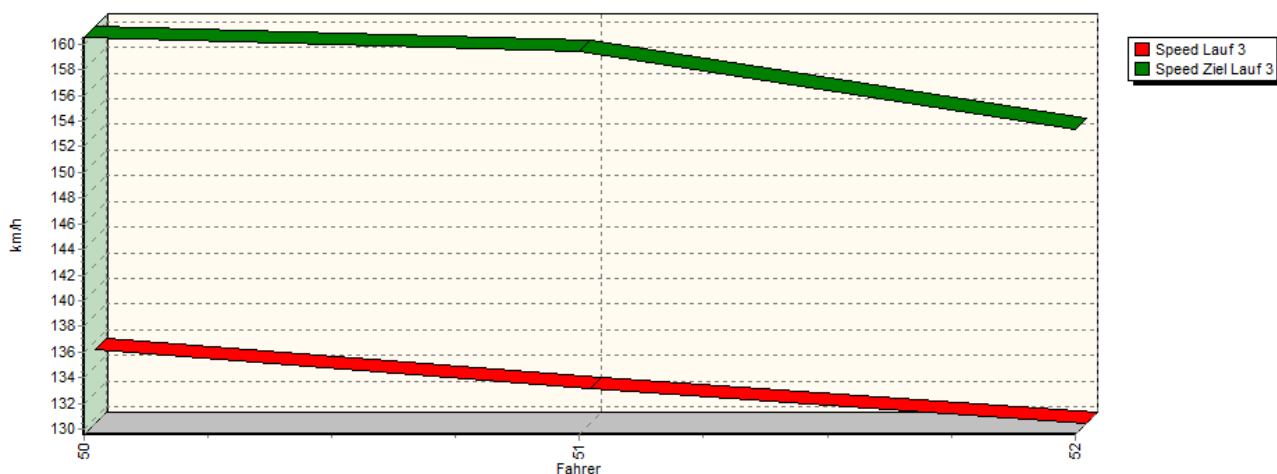


Sektorzeiten & Speeds - Groupe E2-SC+CN+C3

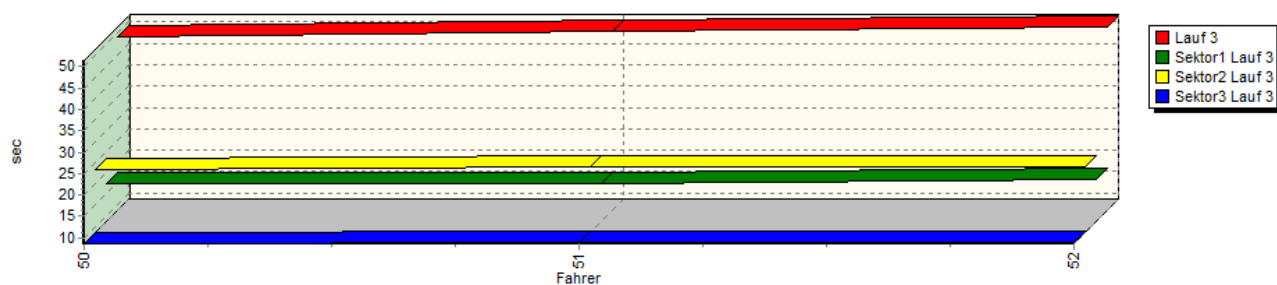
Sektor-Diagramm (Rest) Lauf 2



Speed-Diagramm Lauf 3



Sektor-Diagramm (Rest) Lauf 3



Rg.	Nr.	Sektor 1	Sektor 2	Sektor 3	Speed Ziel	Laufzeit	Speed (Lauf)	
1	50	SCHATZ Nicolas		Norma-BMW M20 FC V8				
		Lauf 1:	00:17.479	00:23.350	00:08.732	160,96 km/h	00:49.561	134,38 km/h
		Lauf 2:	00:17.210	00:23.256	00:08.666	161,74 km/h	00:49.132	135,55 km/h
		Lauf 3:	00:17.314	00:23.259	00:08.619	160.51 km/h	00:49.192	135.39 km/h



European Hill Race
Bergrennen Eschdorf
2. - 4. Mai 2014
Luxemburger Bergmeisterschaft 2014
Deutsche Bergmeisterschaft 2014



Sektorzeiten & Speeds - Groupe E2-SC+CN+C3

Rg.	Nr.		Sektor 1	Sektor 2	Sektor 3	Speed Ziel	Laufzeit	Speed (Lauf)
2	51	PETIT Sébastien		Norma-BMW M20 FC V8				
		Lauf 1:	00:17.724	00:24.618	00:08.918	161,77 km/h	00:51.260	129,92 km/h
		Lauf 2:	00:17.564	00:24.387	00:08.870	163,23 km/h	00:50.821	131,05 km/h
		Lauf 3:	00:17.455	00:24.023	00:08.846	159,43 km/h	00:50.324	132,34 km/h
3	52	FRANTZ Cyrille		Osella-BMW PA27 V8				
		Lauf 1:	00:18.467	00:24.717	00:09.028	155,09 km/h	00:52.212	127,56 km/h
		Lauf 2:	00:17.962	00:24.181	00:09.095	154,58 km/h	00:51.238	129,98 km/h
		Lauf 3:	00:18.312	00:24.073	00:09.008	153,32 km/h	00:51.393	129,59 km/h

