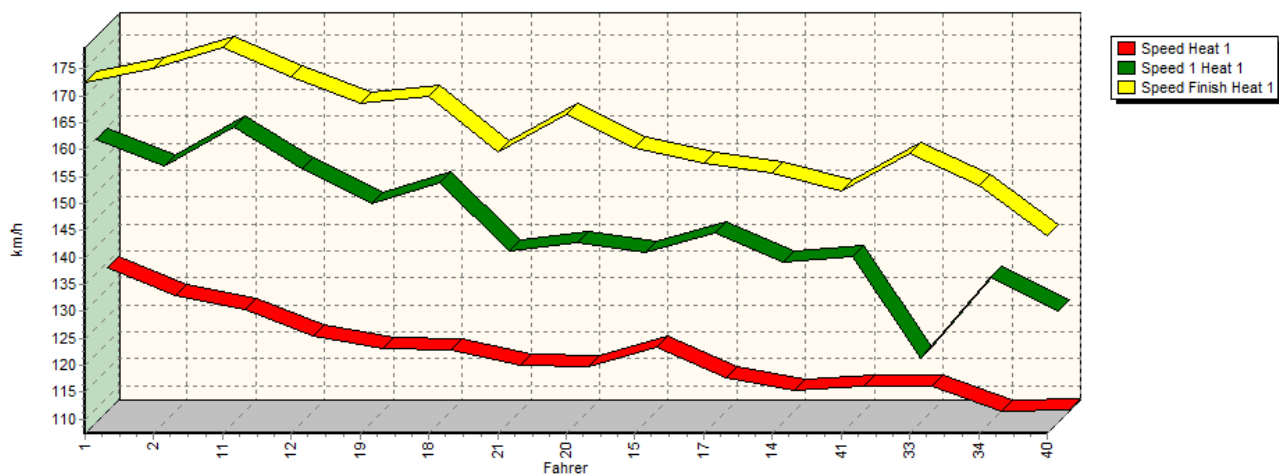


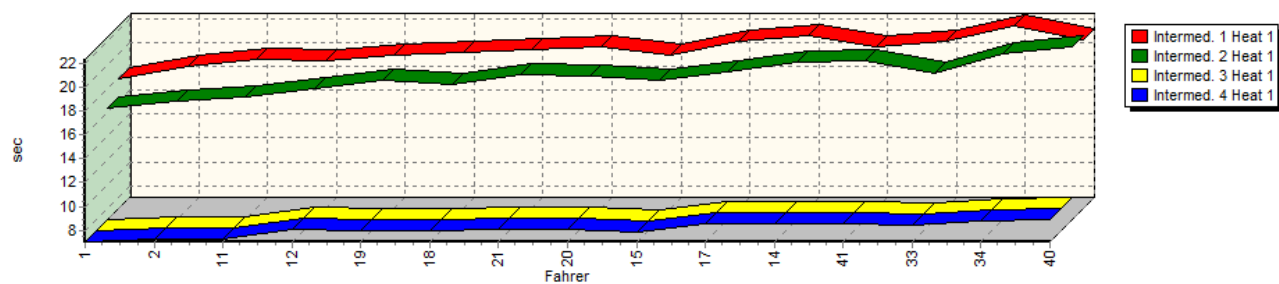


Intermediates & Speeds - Category 2 Competition Cars Group CN/E2-SC

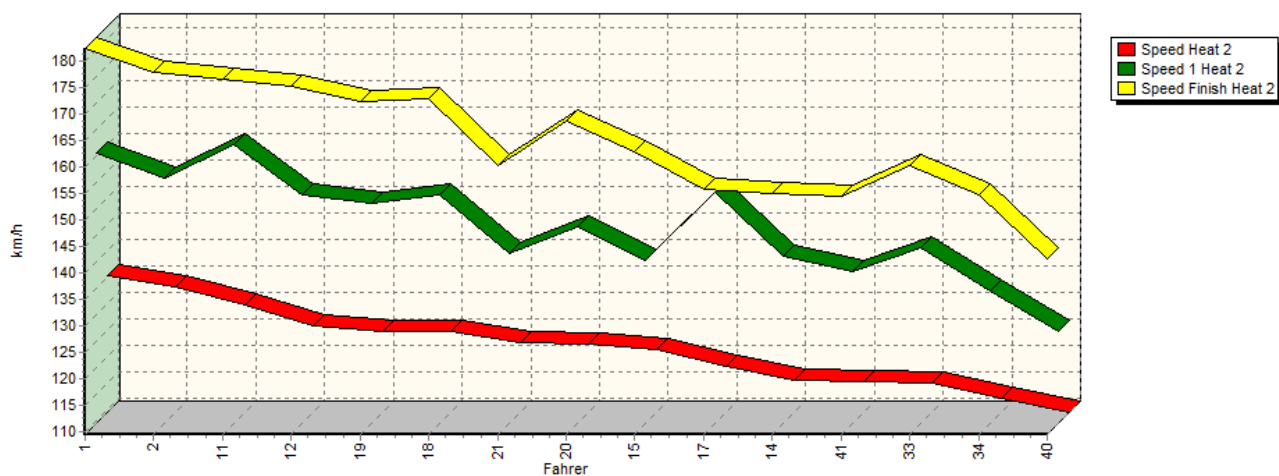
Speed-Diagramm Lauf 1



Sektor-Diagramm (Rest) Lauf 1



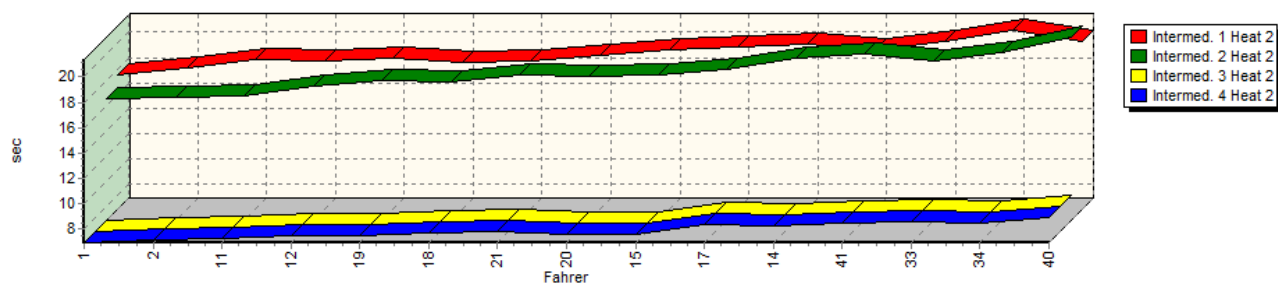
Speed-Diagramm Lauf 2



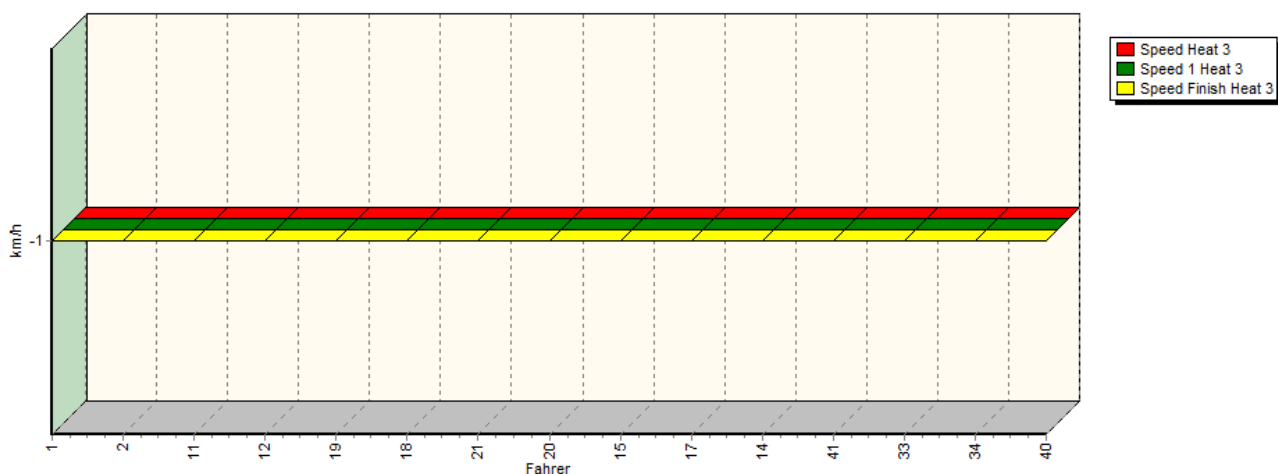


Intermediates & Speeds - Category 2 Competition Cars Group CN/E2-SC

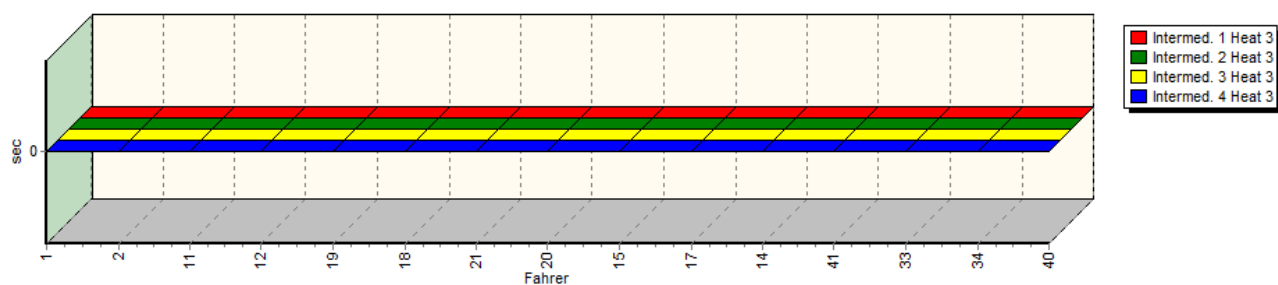
Sektor-Diagramm (Rest) Lauf 2



Speed-Diagramm Lauf 3



Sektor-Diagramm (Rest) Lauf 3



Rk.	No.		Intermed. 1	Intermed. 2	Speed 1	Intermed. 3	Intermed. 4	Speed Finish	Time	Avg. Speed
1	1	FAGGIOLI Simone	Norma M20 FC-Zytek							
		Heat 1:	00:17.825	00:16.372	172,63 km/h	00:07.032	00:08.447	159,89 km/h	00:49.676	134,07 km/h
		Heat 2:	00:17.483	00:16.546	182,34 km/h	00:06.933	00:08.271	160,60 km/h	00:49.233	135,27 km/h
		Heat 3:	*	*	* km/h	*	*	* km/h	*	* km/h

CLASSIFICATIONS

Eschdorf (LUX) | 11-12.10.2014



FIA
HILL CLIMB
MASTERS

Intermediates & Speeds - Category 2 Competition Cars Group CN/E2-SC

Rk.	No.		Intermed. 1	Intermed. 2	Speed 1	Intermed. 3	Intermed. 4	Speed Finish	Time	Avg. Speed
2	2	MERLI Christian	Osella Pa2000-Honda							
		Heat 1:	00:18.960	00:16.987	175,09 km/h	00:07.282	00:08.464	154,92 km/h	00:51.693	128,84 km/h
		Heat 2:	00:18.030	00:16.581	177,93 km/h	00:07.132	00:08.214	155,70 km/h	00:49.957	133,31 km/h
		Heat 3:	*	*	* km/h	*	*	* km/h	*	* km/h
3	11	ZAJELSNIK Patrik	Norma M20 F-Mugen							
		Heat 1:	00:19.519	00:17.332	178,99 km/h	00:07.217	00:08.735	162,07 km/h	00:52.803	126,13 km/h
		Heat 2:	00:18.714	00:16.693	176,47 km/h	00:07.251	00:08.660	162,17 km/h	00:51.318	129,78 km/h
		Heat 3:	*	*	* km/h	*	*	* km/h	*	* km/h
4	12	DE CONINCK Jelle	Norma M20 F-BMW							
		Heat 1:	00:19.345	00:18.024	173,57 km/h	00:08.053	00:09.497	154,34 km/h	00:54.919	121,27 km/h
		Heat 2:	00:18.579	00:17.560	175,15 km/h	00:07.496	00:09.243	152,57 km/h	00:52.878	125,95 km/h
		Heat 3:	*	*	* km/h	*	*	* km/h	*	* km/h
5	19	HUBERT Martine	Norma M20 F-BMW							
		Heat 1:	00:19.862	00:18.758	168,56 km/h	00:07.927	00:09.391	147,99 km/h	00:55.938	119,06 km/h
		Heat 2:	00:18.822	00:17.958	172,26 km/h	00:07.458	00:09.082	151,22 km/h	00:53.320	124,91 km/h
		Heat 3:	*	*	* km/h	*	*	* km/h	*	* km/h
6	18	MARCHAL Jacques	Norma M20 F-BMW							
		Heat 1:	00:20.091	00:18.387	169,99 km/h	00:07.998	00:09.627	151,79 km/h	00:56.103	118,71 km/h
		Heat 2:	00:18.512	00:17.851	172,79 km/h	00:07.671	00:09.330	152,61 km/h	00:53.364	124,80 km/h
		Heat 3:	*	*	* km/h	*	*	* km/h	*	* km/h
7	21	HUBERT Georges	Norma M20 F-BMW							
		Heat 1:	00:20.374	00:19.170	159,52 km/h	00:08.137	00:09.789	139,19 km/h	00:57.470	115,88 km/h
		Heat 2:	00:18.669	00:18.358	160,21 km/h	00:07.783	00:09.399	141,70 km/h	00:54.209	122,86 km/h
		Heat 3:	*	*	* km/h	*	*	* km/h	*	* km/h
8	20	GONAY Emmanuel	Norma M20 F-BMW							
		Heat 1:	00:20.590	00:19.027	166,47 km/h	00:08.045	00:09.944	140,71 km/h	00:57.606	115,61 km/h
		Heat 2:	00:19.111	00:18.294	168,57 km/h	00:07.617	00:09.371	146,53 km/h	00:54.393	122,44 km/h
		Heat 3:	*	*	* km/h	*	*	* km/h	*	* km/h
9	15	MAGLIONA Omar	Osella Pa21 S Evo-Honda							
		Heat 1:	00:19.812	00:18.688	160,36 km/h	00:07.861	00:09.490	138,90 km/h	00:55.851	119,25 km/h
		Heat 2:	00:19.551	00:18.401	162,88 km/h	00:07.622	00:09.274	140,39 km/h	00:54.848	121,43 km/h
		Heat 3:	*	*	* km/h	*	*	* km/h	*	* km/h
10	17	MADRIAN Ferdinand	Norma M20 F-NME							
		Heat 1:	00:21.067	00:19.363	157,49 km/h	00:08.533	00:09.695	142,52 km/h	00:58.658	113,54 km/h
		Heat 2:	00:19.772	00:18.791	155,80 km/h	00:08.354	00:09.386	153,17 km/h	00:56.303	118,29 km/h
		Heat 3:	*	*	* km/h	*	*	* km/h	*	* km/h
11	14	ZERLA Adriano	Osella Pa21 S Evo-Honda							
		Heat 1:	00:21.529	00:20.184	155,67 km/h	00:08.540	00:09.699	137,19 km/h	00:59.952	111,09 km/h
		Heat 2:	00:19.984	00:19.737	154,91 km/h	00:08.268	00:09.606	141,21 km/h	00:57.595	115,64 km/h
		Heat 3:	*	*	* km/h	*	*	* km/h	*	* km/h
12	41	D'ACRI Francesco	Elia Avrio ST 09-Suzuki							
		Heat 1:	00:20.516	00:20.354	152,24 km/h	00:08.607	00:09.976	138,03 km/h	00:59.453	112,02 km/h
		Heat 2:	00:19.523	00:20.032	154,53 km/h	00:08.477	00:09.692	138,19 km/h	00:57.724	115,38 km/h
		Heat 3:	*	*	* km/h	*	*	* km/h	*	* km/h
13	33	BOVIER Jean-Pierre	Osella PA20 S-BMW							
		Heat 1:	00:20.982	00:19.340	159,23 km/h	00:08.428	00:10.689	119,24 km/h	00:59.439	112,05 km/h
		Heat 2:	00:20.128	00:19.454	160,17 km/h	00:08.563	00:09.732	142,73 km/h	00:57.877	115,07 km/h
		Heat 3:	*	*	* km/h	*	*	* km/h	*	* km/h



UNION DES PILOTES
LUXEMBOURG



CLASSIFICATIONS

Eschdorf (LUX) | 11-12.10.2014



FIA
HILL CLIMB
MASTERS

Intermediates & Speeds - Category 2 Competition Cars Group CN/E2-SC

Rk.	No.		Intermed. 1	Intermed. 2	Speed 1	Intermed. 3	Intermed. 4	Speed Finish	Time	Avg. Speed
14	34	BORMOLINI Andrea		Osella PA21-Honda						
		Heat 1:	00:22.317	00:20.933	153,34 km/h	00:08.818	00:09.986	134,25 km/h	01:02.054	107,33 km/h
		Heat 2:	00:21.014	00:20.152	154,75 km/h	00:08.472	00:09.700	134,44 km/h	00:59.338	112,24 km/h
		Heat 3:	*	*	* km/h	*	*	* km/h	*	* km/h
15	40	WOLPERT Uwe		UWR WFK 07-Honda						
		Heat 1:	00:21.204	00:21.462	144,19 km/h	00:08.881	00:10.392	127,94 km/h	01:01.939	107,52 km/h
		Heat 2:	00:20.187	00:21.377	142,61 km/h	00:08.893	00:10.309	127,03 km/h	01:00.766	109,60 km/h
		Heat 3:	*	*	* km/h	*	*	* km/h	*	* km/h



Yves Thommes (Clerk of the course)
12.10.2014 - 16:29



Thomas Stoll (Timekeeper)
Page: 4 of 4