

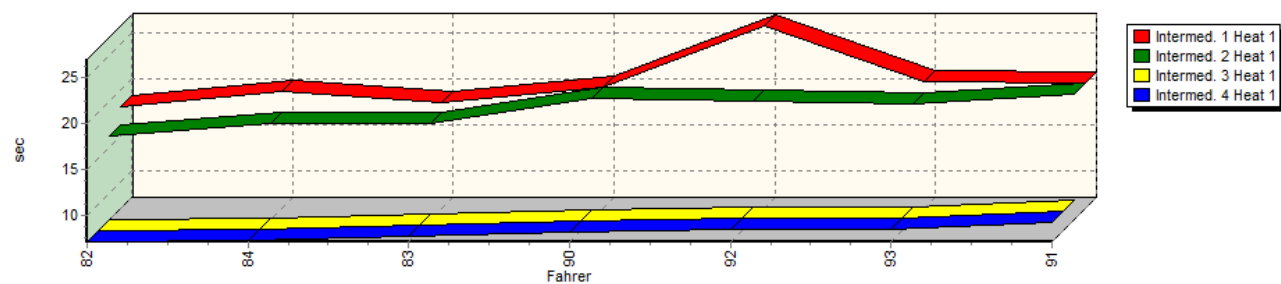


Intermediates & Speeds - Category 3 Open Group OpSC

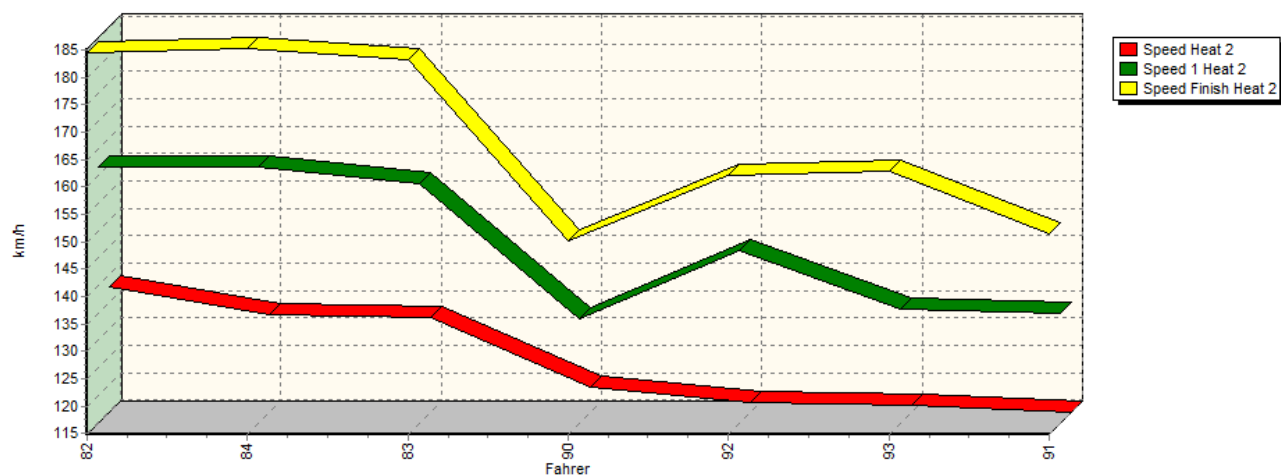
Speed-Diagramm Lauf 1



Sektor-Diagramm (Rest) Lauf 1



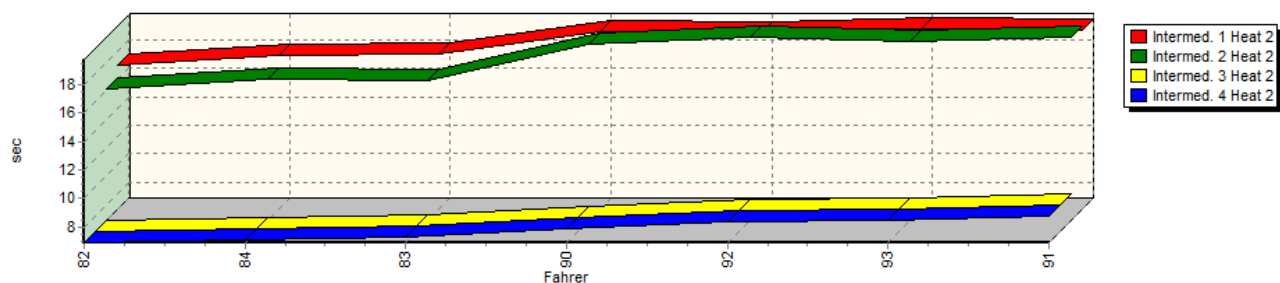
Speed-Diagramm Lauf 2



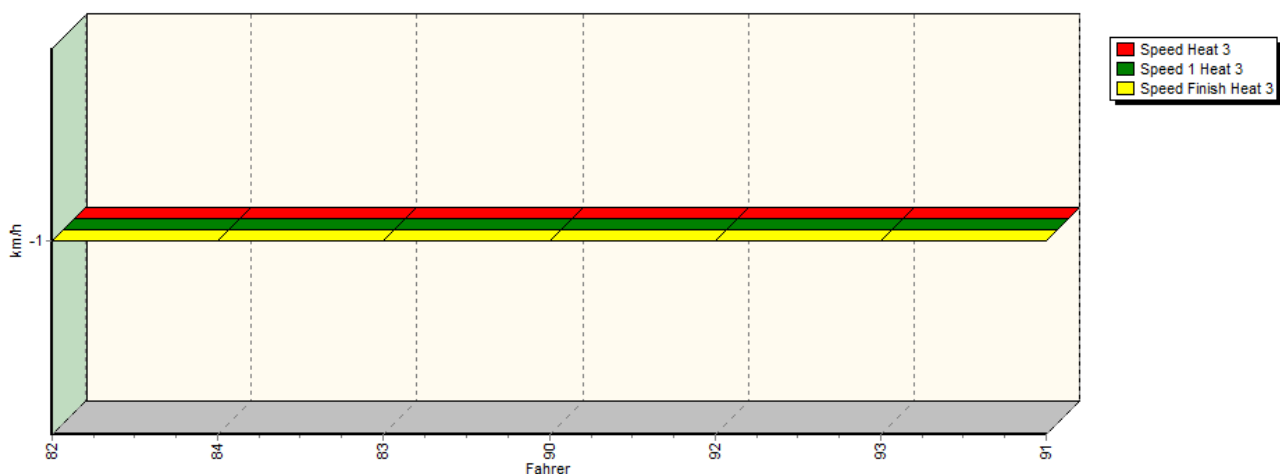


Intermediates & Speeds - Category 3 Open Group OpSC

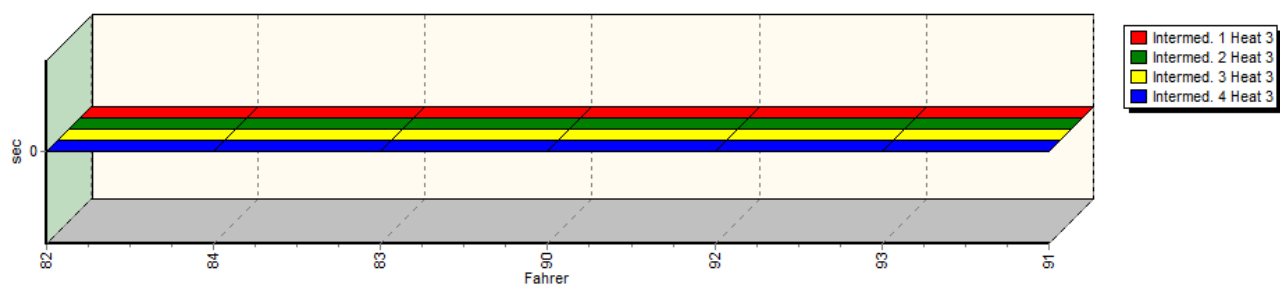
Sektor-Diagramm (Rest) Lauf 2



Speed-Diagramm Lauf 3



Sektor-Diagramm (Rest) Lauf 3



Rk.	No.	Intermed. 1	Intermed. 2	Speed 1	Intermed. 3	Intermed. 4	Speed Finish	Time	Avg. Speed	
1	82	SCHATZ Nicolas		Norma M20 FC V8-BMW						
		Heat 1:	00:18.258	00:16.274	184,98 km/h	00:07.138	00:08.444	159,72 km/h	00:50.114	132,90 km/h
		Heat 2:	00:17.028	00:16.107	184,45 km/h	00:06.903	00:08.306	161,63 km/h	00:48.344	137,76 km/h
		Heat 3:	*	*	* km/h	*	*	* km/h	*	* km/h

CLASSIFICATIONS

Eschdorf (LUX) | 11-12.10.2014



Intermediates & Speeds - Category 3 Open Group OpSC

Rk.	No.	Intermed. 1	Intermed. 2	Speed 1	Intermed. 3	Intermed. 4	Speed Finish	Time	Avg. Speed	
2	84	FRANTZ Cyrille		Norma M20 FC V8-BMW						
		Heat 1:	00:19.910	00:17.534	181,12 km/h	00:07.360	00:08.849	156,14 km/h	00:53.653	124,13 km/h
		Heat 2:	00:17.644	00:16.746	185,29 km/h	00:07.114	00:08.687	161,60 km/h	00:50.191	132,69 km/h
		Heat 3:	*	*	* km/h	*	*	* km/h	*	* km/h
3	83	PETIT Sébastien		Norma M20 FC V8-BMW						
		Heat 1:	00:18.601	00:17.603	179,89 km/h	00:07.703	00:08.622	162,98 km/h	00:52.529	126,79 km/h
		Heat 2:	00:17.736	00:16.732	183,17 km/h	00:07.293	00:08.628	158,69 km/h	00:50.389	132,17 km/h
		Heat 3:	*	*	* km/h	*	*	* km/h	*	* km/h
4	90	VILLA Javier		BRC B49-Suzuki						
		Heat 1:	00:20.340	00:20.278	145,78 km/h	00:08.162	00:09.662	133,25 km/h	00:58.442	113,96 km/h
		Heat 2:	00:19.295	00:19.229	150,30 km/h	00:07.865	00:09.400	133,92 km/h	00:55.789	119,38 km/h
		Heat 3:	*	*	* km/h	*	*	* km/h	*	* km/h
5	92	MICALLEF Mark		Radical Pro Sport-Suzuki						
		Heat 1:	00:26.989	00:20.022	157,45 km/h	00:08.507	00:09.688	137,71 km/h	01:05.206	102,14 km/h
		Heat 2:	00:19.202	00:19.716	162,18 km/h	00:08.379	00:09.784	146,42 km/h	00:57.081	116,68 km/h
		Heat 3:	*	*	* km/h	*	*	* km/h	*	* km/h
6	93	MUSCAT Jason		Radical Clubsport-Kawasaki						
		Heat 1:	00:20.854	00:19.791	162,67 km/h	00:08.449	00:09.617	144,57 km/h	00:58.711	113,44 km/h
		Heat 2:	00:19.539	00:19.436	162,82 km/h	00:08.463	00:09.900	135,65 km/h	00:57.338	116,15 km/h
		Heat 3:	*	*	* km/h	*	*	* km/h	*	* km/h
7	91	STEPHENS Rory		Radical SR8-RPE Hayabusa						
		Heat 1:	00:20.739	00:20.763	151,69 km/h	00:09.326	00:11.453	119,50 km/h	01:02.281	106,93 km/h
		Heat 2:	00:19.443	00:19.731	151,43 km/h	00:08.723	00:10.100	134,87 km/h	00:57.997	114,83 km/h
		Heat 3:	*	*	* km/h	*	*	* km/h	*	* km/h



Yves Thommes (Clerk of the course)
12.10.2014 - 16:31



Thomas Stoll (Timekeeper)
Page: 3 of 3