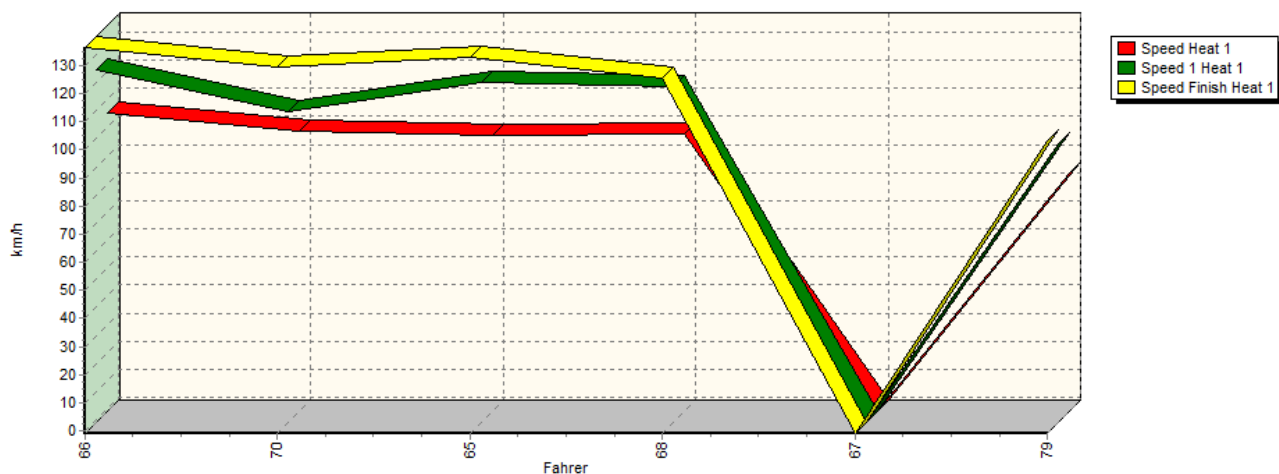


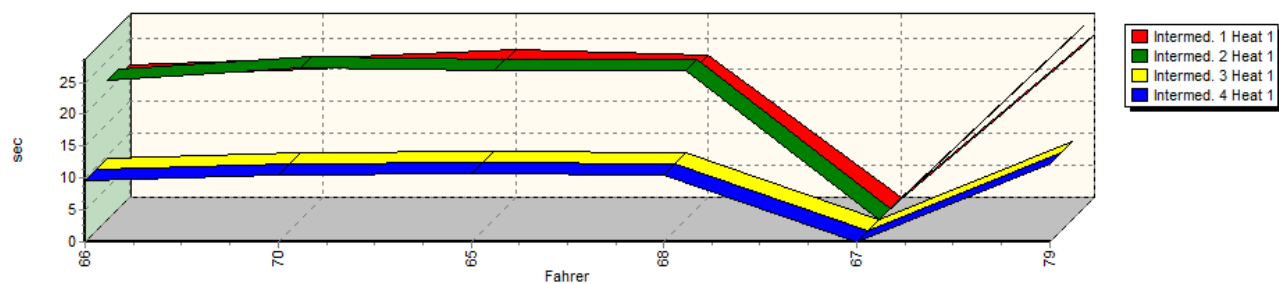


Intermediates & Speeds - Category 1 Production Cars Group N

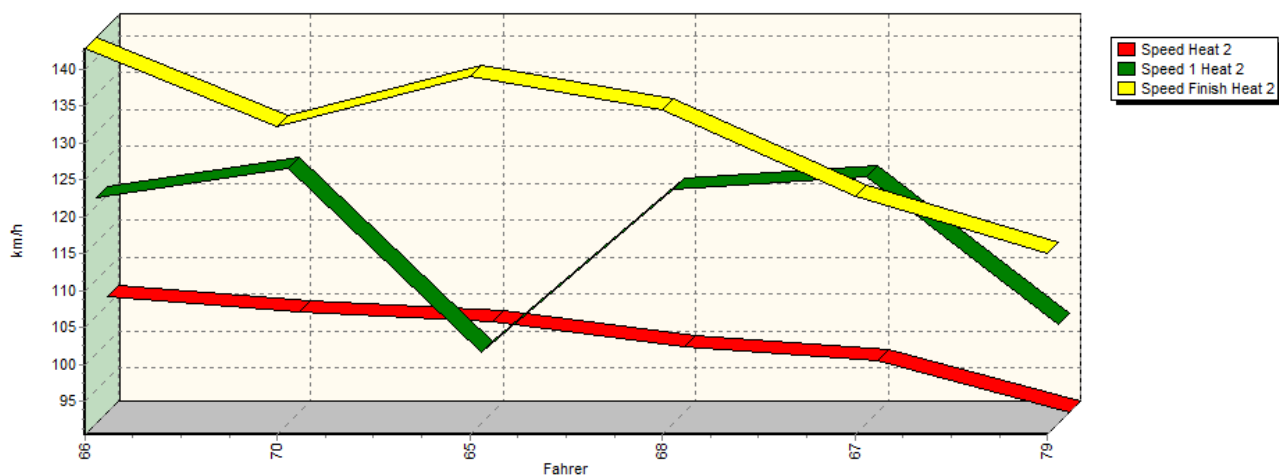
Speed-Diagramm Lauf 1



Sektor-Diagramm (Rest) Lauf 1



Speed-Diagramm Lauf 2



CLASSIFICATIONS

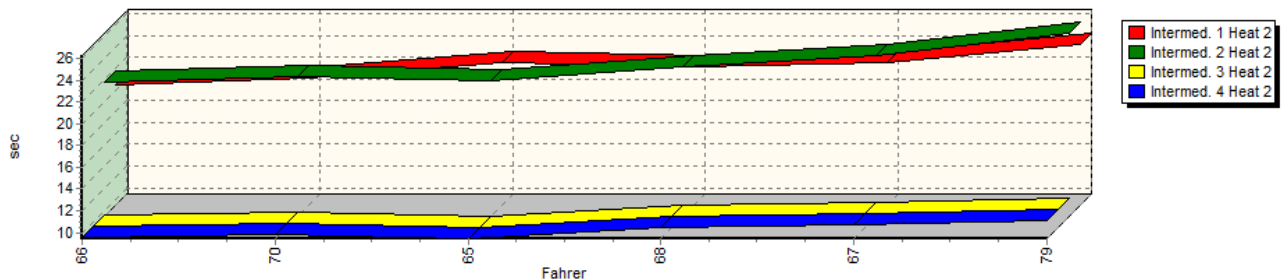
Eschdorf (LUX) | 11-12.10.2014



FIA
HILL CLIMB
MASTERS

Intermediates & Speeds - Category 1 Production Cars Group N

Sektor-Diagramm (Rest) Lauf 2



Rk.	No.		Intermed. 1	Intermed. 2	Speed 1	Intermed. 3	Intermed. 4	Speed Finish	Time	Avg. Speed
1	66	SLOBODZIAN Marcin	Mitsubishi Lancer Evolution IX							
		Heat 1:	00:20.838	00:21.913	136,43 km/h	00:09.630	00:10.905	124,30 km/h	01:03.286	105,24 km/h
		Heat 2:	00:20.453	00:21.720	142,76 km/h	00:09.584	00:10.925	121,14 km/h	01:02.682	106,25 km/h
2	70	WANEK Roland	Mitsubishi Lancer Evolution IX							
		Heat 1:	00:21.905	00:23.718	129,45 km/h	00:10.495	00:11.366	109,64 km/h	01:07.484	98,69 km/h
		Heat 2:	00:21.089	00:22.317	132,28 km/h	00:09.802	00:10.792	125,11 km/h	01:04.000	104,06 km/h
3	65	JURENA Peter	Mitsubishi Lancer Evolution IX							
		Heat 1:	00:23.124	00:23.310	132,72 km/h	00:10.668	00:11.435	119,81 km/h	01:08.537	97,17 km/h
		Heat 2:	00:22.589	00:21.944	138,96 km/h	00:09.430	00:10.814	100,14 km/h	01:04.777	102,81 km/h
4	68	WISNIOWSKI Bartlomiej	Mitsubishi Lancer Evolution IX							
		Heat 1:	00:22.247	00:23.413	125,30 km/h	00:10.449	00:11.999	118,52 km/h	01:08.108	97,79 km/h
		Heat 2:	00:22.148	00:23.213	134,41 km/h	00:10.440	00:11.124	122,26 km/h	01:06.925	99,51 km/h
5	67	SZENE Raul Rikardo	Mitsubishi Lancer Evolution IX							
		Heat 1:	*	*	* km/h	*	*	* km/h	*	* km/h
		Heat 2:	00:22.476	00:24.172	122,79 km/h	00:10.662	00:11.028	123,89 km/h	01:08.338	97,46 km/h
6	79	MICHOTTE Yvan	Peugeot 206 RC							
		Heat 1:	00:25.645	00:28.629	103,33 km/h	00:12.206	00:13.153	98,11 km/h	01:19.633	83,63 km/h
		Heat 2:	00:24.172	00:26.266	115,12 km/h	00:11.125	00:11.975	103,87 km/h	01:13.538	90,57 km/h



Yves Thommes (Clerk of the course)
12.10.2014 - 09:00



Thomas Stoll (Timekeeper)
Page: 2 of 2