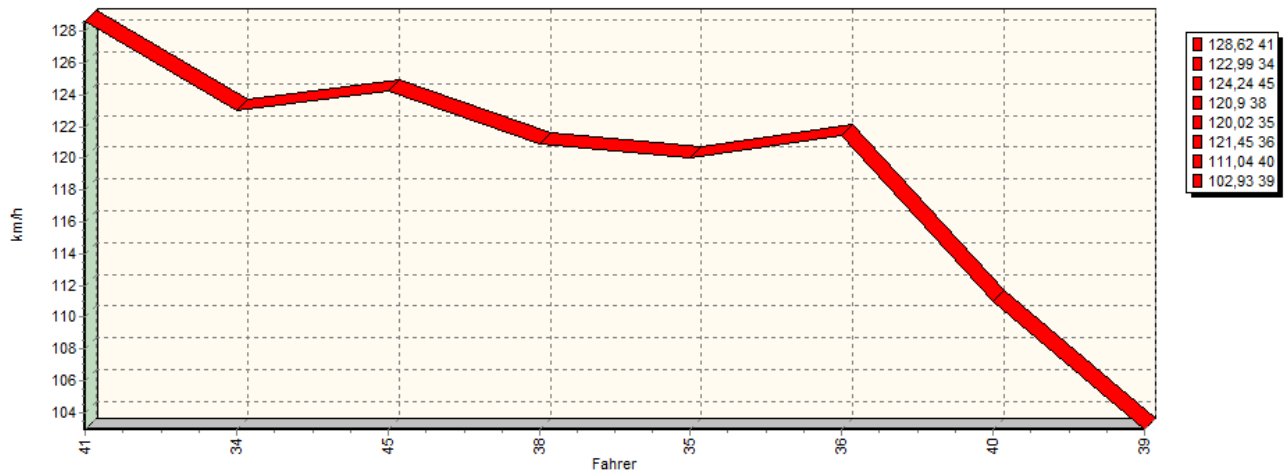
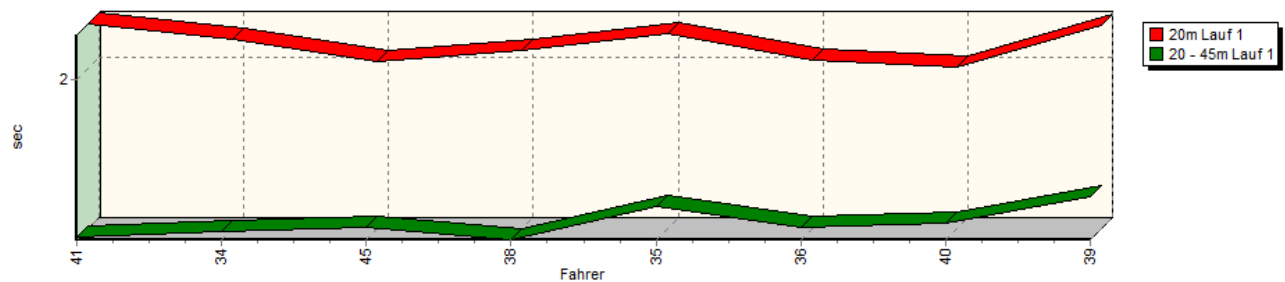


Sektorzeiten & Speeds - Rennen - Gruppe E2-SC

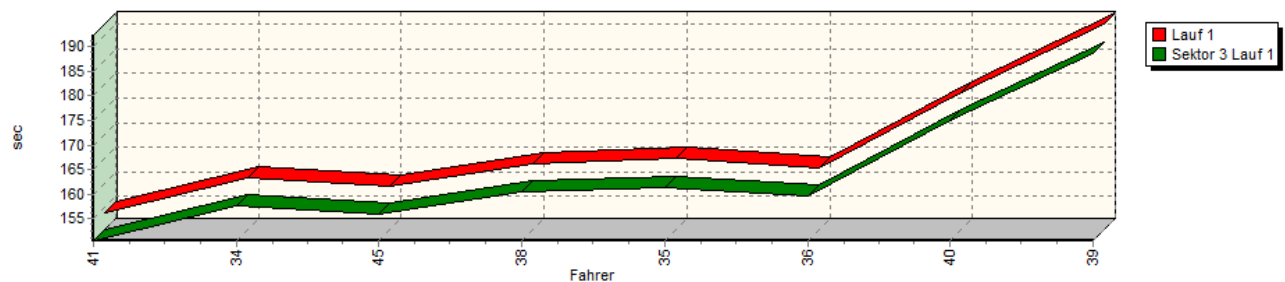
Speed-Diagramm Lauf 1



Sektor-Diagramm (Start) Lauf 1

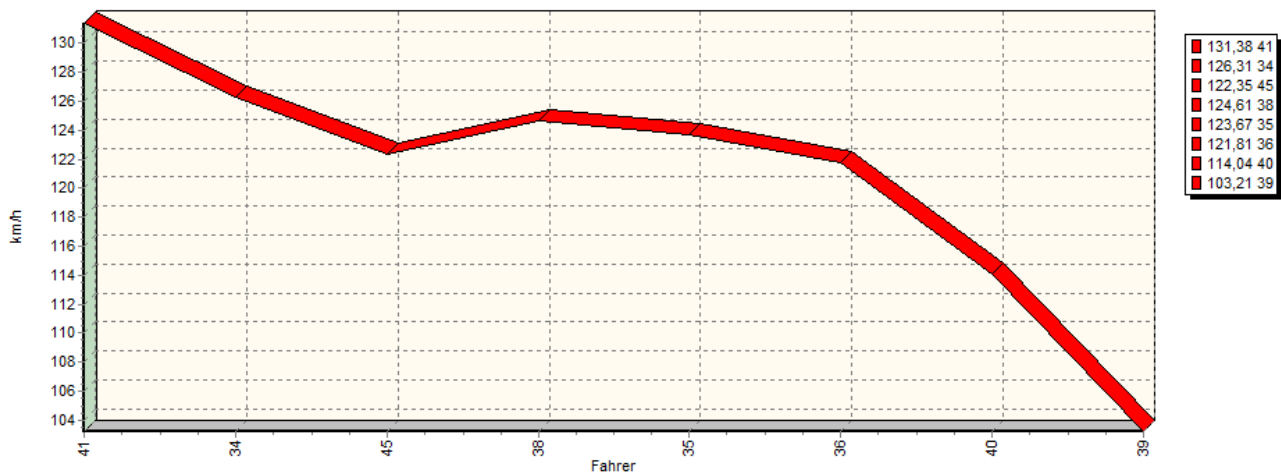


Sektor-Diagramm (Rest) Lauf 1

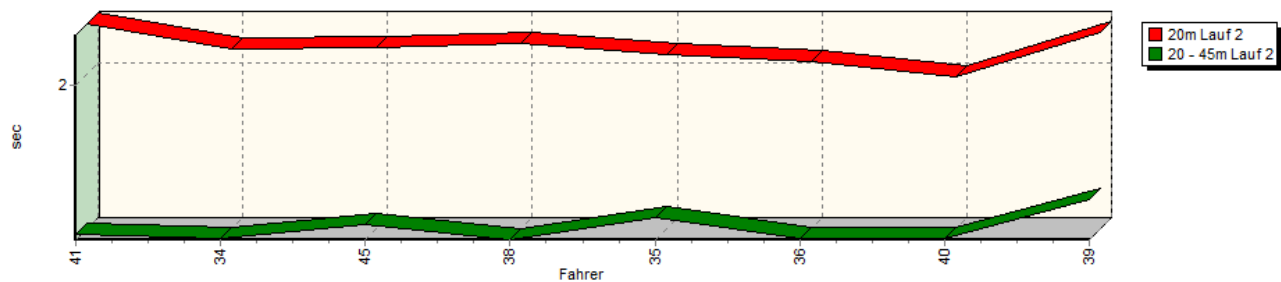


Sektorzeiten & Speeds - Rennen - Gruppe E2-SC

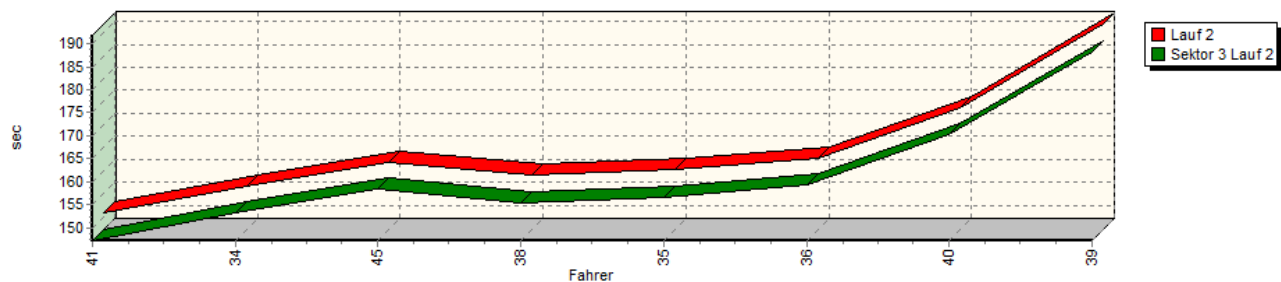
Speed-Diagramm Lauf 2



Sektor-Diagramm (Start) Lauf 2



Sektor-Diagramm (Rest) Lauf 2

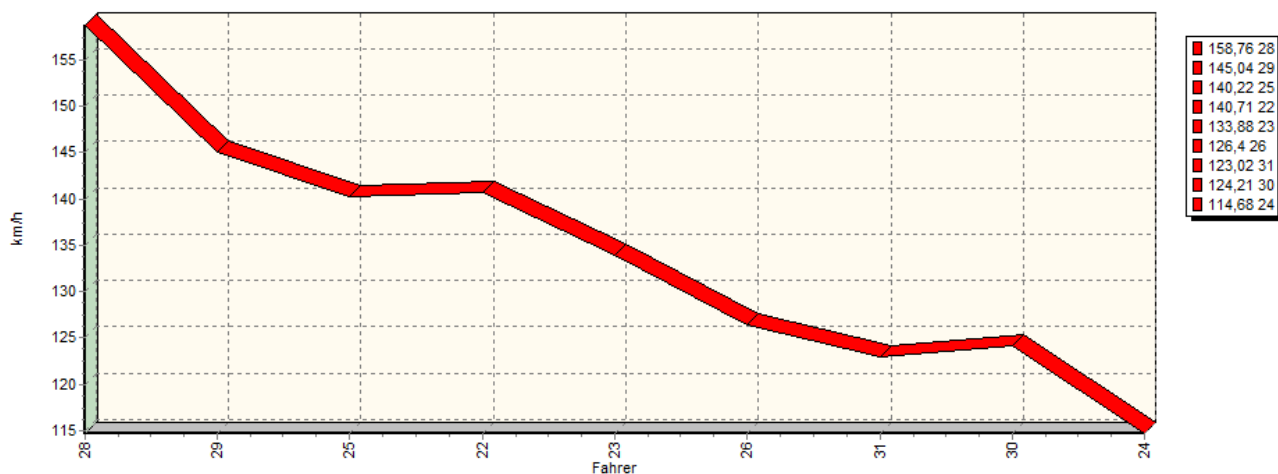


Rg.	Nr.	Sektor 1 (20m)	Sektor 2 (20-45m)	Sektor 3	Laufzeit	Speed (Lauf)
1	41	VONDRAK Petr		Osella PA21 S		
		Lauf 1:	00:02.221	00:01.232	02:30.490	128,62 km/h
		Lauf 2:	00:02.245	00:01.271	02:27.193	131,38 km/h
2	34	LETMADE Bernd		Norma M20		
		Lauf 1:	00:02.145	00:01.262	02:37.579	122,99 km/h
		Lauf 2:	00:02.120	00:01.249	02:33.385	126,31 km/h

Sektorzeiten & Speeds - Rennen - Gruppe E2-SC

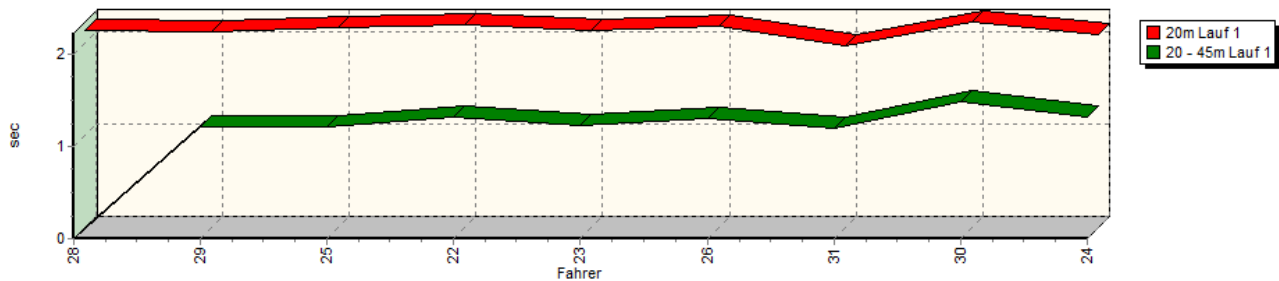
Rg.	Nr.		Sektor 1 (20m)	Sektor 2 (20-45m)	Sektor 3	Laufzeit	Speed (Lauf)
3	45	D'ACRI Francesco		Elia ST09			
		Lauf 1:	00:02.039	00:01.280	02:36.044	02:39.363	124,24 km/h
		Lauf 2:	00:02.126	00:01.323	02:38.387	02:41.836	122,35 km/h
4	38	WOLPERT Uwe		UWR-WFK			
		Lauf 1:	00:02.094	00:01.218	02:40.454	02:43.766	120,90 km/h
		Lauf 2:	00:02.153	00:01.245	02:35.492	02:38.890	124,61 km/h
5	35	AMANN Peter		PRC Sortwagen			
		Lauf 1:	00:02.172	00:01.379	02:41.425	02:44.976	120,02 km/h
		Lauf 2:	00:02.093	00:01.357	02:36.653	02:40.103	123,67 km/h
6	36	MIETHKE Günter		Norma M20			
		Lauf 1:	00:02.043	00:01.280	02:39.713	02:43.036	121,45 km/h
		Lauf 2:	00:02.064	00:01.252	02:39.235	02:42.551	121,81 km/h
7	40	BOUVIER Christian		Ligier JS 51			
		Lauf 1:	00:02.009	00:01.301	02:55.002	02:58.312	111,04 km/h
		Lauf 2:	00:01.987	00:01.254	02:50.381	02:53.622	114,04 km/h
8	39	SIEBERT Gerhard		Osella PA18			
		Lauf 1:	00:02.212	00:01.431	03:08.726	03:12.369	102,93 km/h
		Lauf 2:	00:02.203	00:01.439	03:08.192	03:11.834	103,21 km/h

Speed-Diagramm Lauf 1

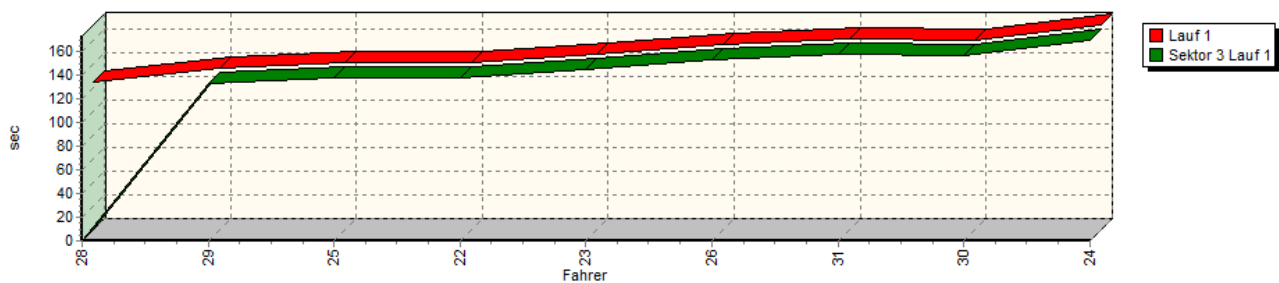


Sektorzeiten & Speeds - Rennen - Gruppe E2-SC

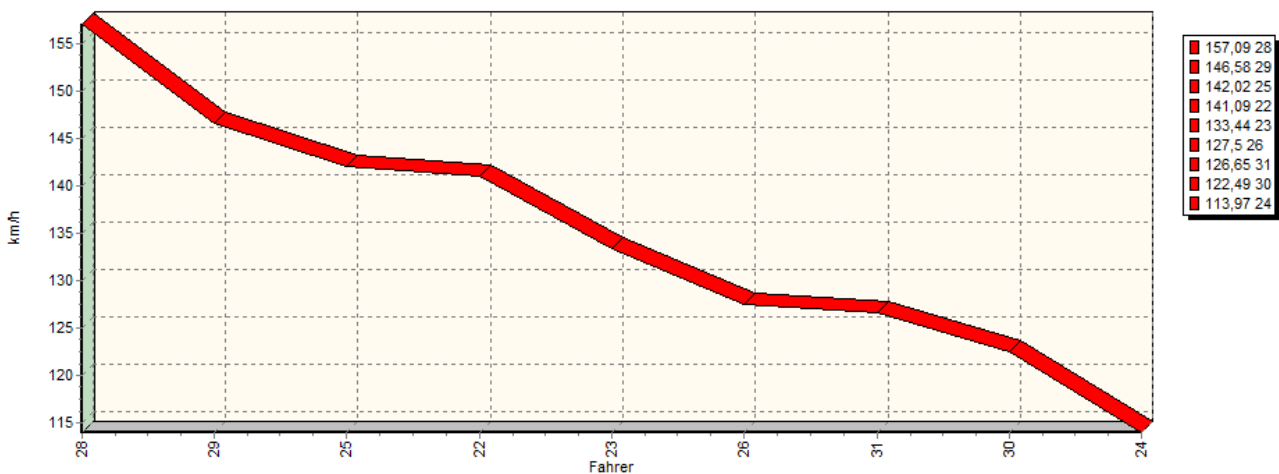
Sektor-Diagramm (Start) Lauf 1



Sektor-Diagramm (Rest) Lauf 1

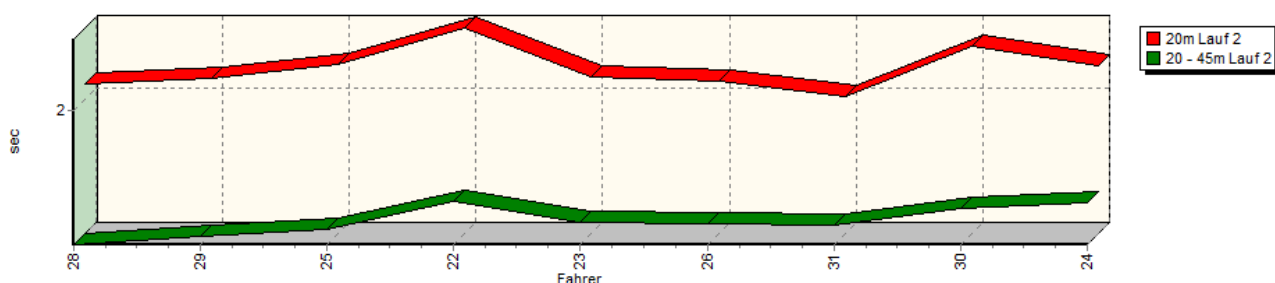


Speed-Diagramm Lauf 2

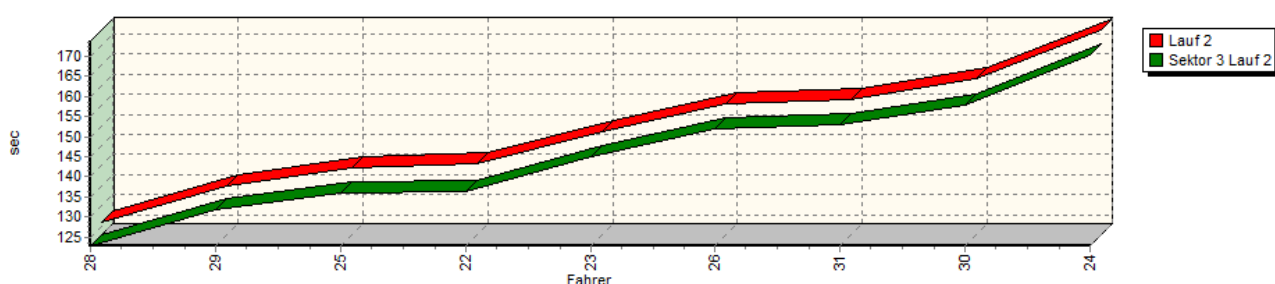


Sektorzeiten & Speeds - Rennen - Gruppe E2-SC

Sektor-Diagramm (Start) Lauf 2



Sektor-Diagramm (Rest) Lauf 2



Rg.	Nr.	Sektor 1 (20m)	Sektor 2 (20-45m)	Sektor 3	Laufzeit	Speed (Lauf)
1	28	FAGGIOLI Simone	Norma M20FC			
		Lauf 1: 00:02.138	*	*	02:04.715	158,76 km/h
		Lauf 2: 00:02.111	00:01.093	02:02.837	02:06.041	157,09 km/h
2	29	ZAJELSNIK Patrik	Norma M20F V8			
		Lauf 1: 00:02.123	00:01.219	02:13.171	02:16.513	145,04 km/h
		Lauf 2: 00:02.141	00:01.147	02:11.794	02:15.082	146,58 km/h
3	25	NEVERIL Dusan	Norma M20FC			
		Lauf 1: 00:02.169	00:01.216	02:17.824	02:21.209	140,22 km/h
		Lauf 2: 00:02.243	00:01.199	02:15.972	02:19.414	142,02 km/h
4	22	LANG Uwe	Osella PA20 S EVO			
		Lauf 1: 00:02.210	00:01.317	02:17.188	02:20.715	140,71 km/h
		Lauf 2: 00:02.487	00:01.383	02:16.466	02:20.336	141,09 km/h
5	23	VITEK Petr	Osella PA20 S			
		Lauf 1: 00:02.147	00:01.233	02:24.512	02:27.892	133,88 km/h
		Lauf 2: 00:02.158	00:01.244	02:24.976	02:28.378	133,44 km/h
6	26	GEBHARDT Dino	Osella PA20 S			
		Lauf 1: 00:02.193	00:01.307	02:33.149	02:36.649	126,40 km/h
		Lauf 2: 00:02.127	00:01.237	02:31.931	02:35.295	127,50 km/h
7	31	EIERMANN Karl Philipp	Osella PA20 S			
		Lauf 1: 00:01.981	00:01.204	02:37.770	02:40.955	123,02 km/h
		Lauf 2: 00:02.026	00:01.222	02:33.091	02:36.339	126,65 km/h
8	30	ZAJELSNIK Alexander	Norma M20F			
		Lauf 1: 00:02.234	00:01.487	02:35.683	02:39.404	124,21 km/h
		Lauf 2: 00:02.360	00:01.337	02:37.953	02:41.650	122,49 km/h

Sektorzeiten & Speeds - Rennen - Gruppe E2-SC

Rg.	Nr.		Sektor 1 (20m)	Sektor 2 (20-45m)	Sektor 3	Laufzeit	Speed (Lauf)
9	24	FEHR Roger		PRC Sportprototyp			
		Lauf 1:	00:02.095	00:01.329	02:49.236	02:52.660	114,68 km/h
		Lauf 2:	00:02.227	00:01.376	02:50.123	02:53.726	113,97 km/h