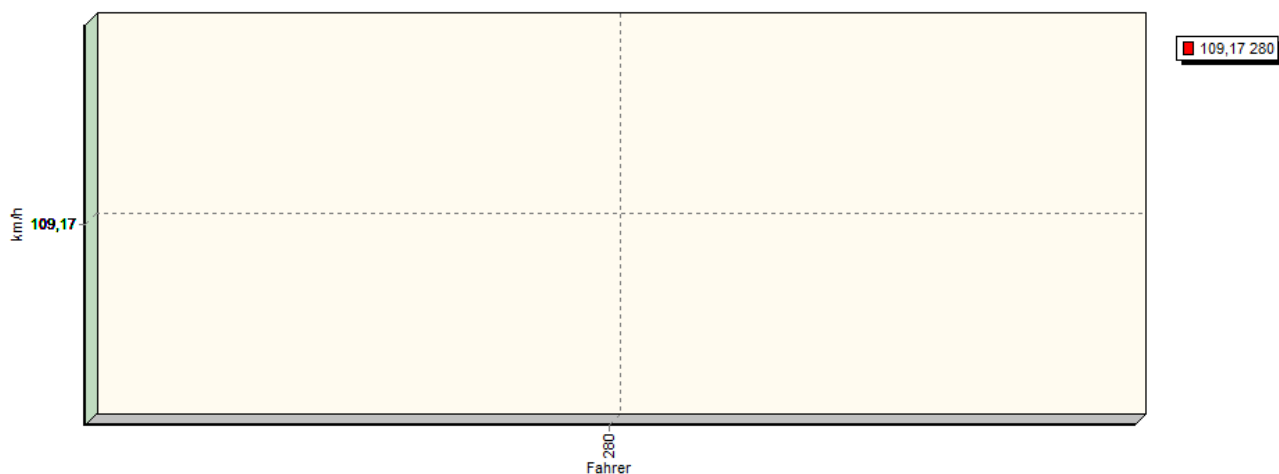
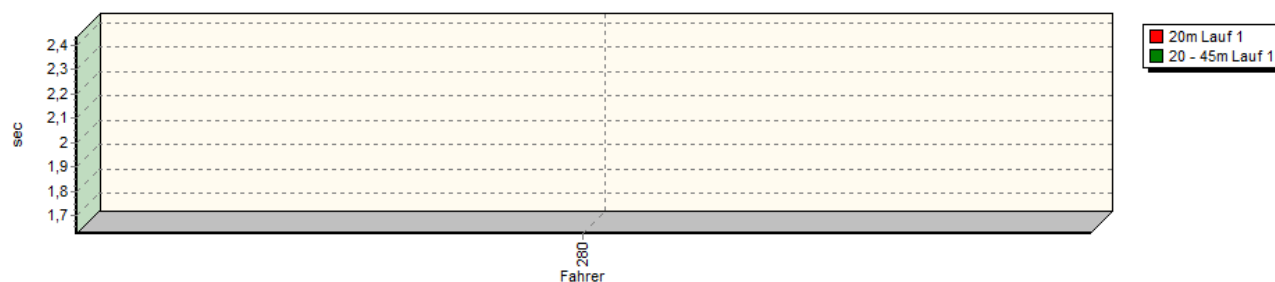


## Sektorzeiten & Speeds - Rennen - Klassen 29-31

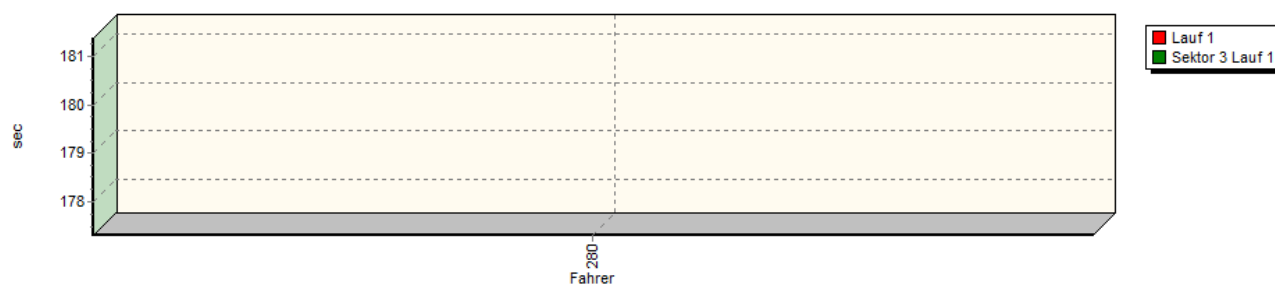
Speed-Diagramm Lauf 1



Sektor-Diagramm (Start) Lauf 1

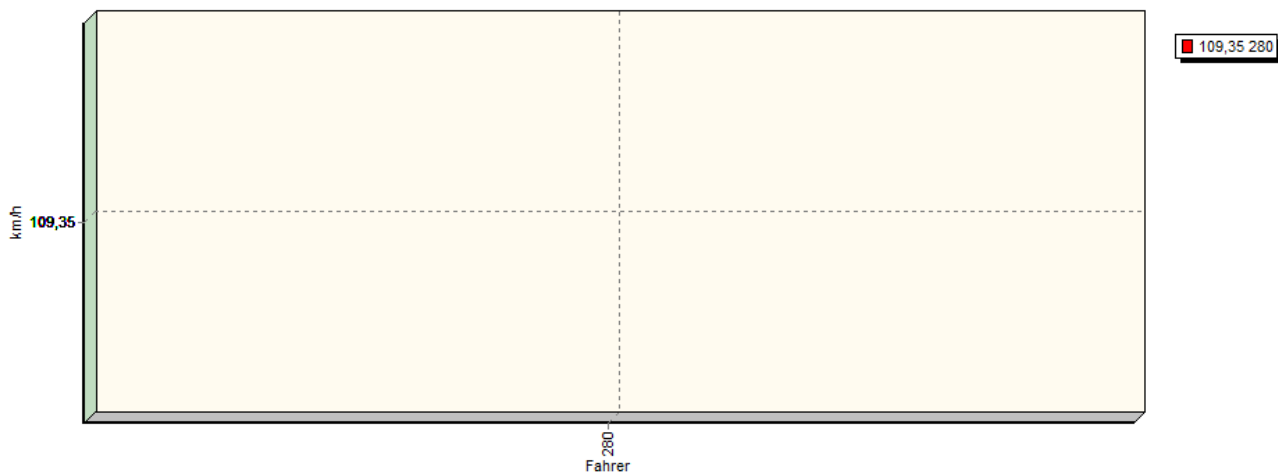


Sektor-Diagramm (Rest) Lauf 1

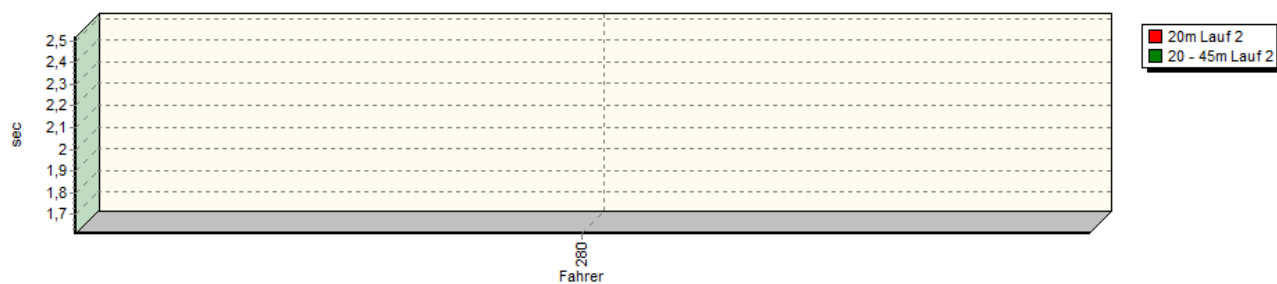


## Sektorzeiten & Speeds - Rennen - Klassen 29-31

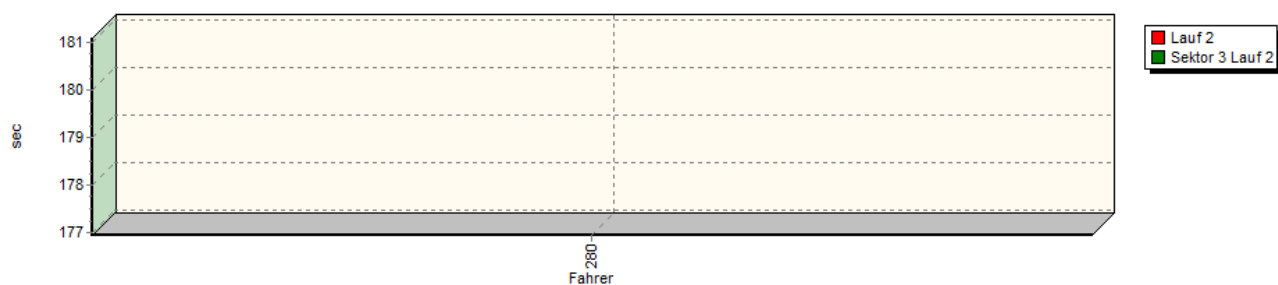
Speed-Diagramm Lauf 2



Sektor-Diagramm (Start) Lauf 2



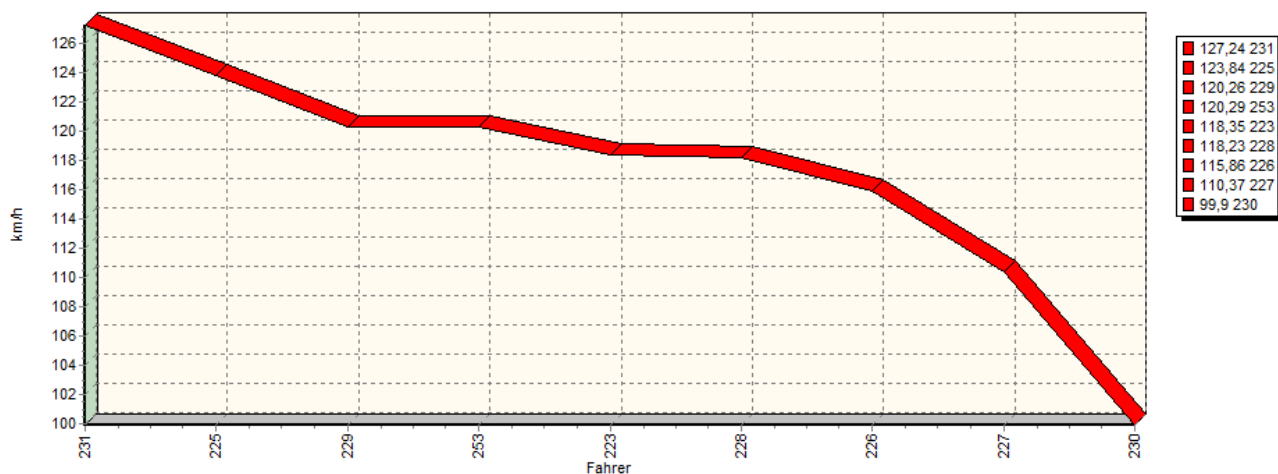
Sektor-Diagramm (Rest) Lauf 2



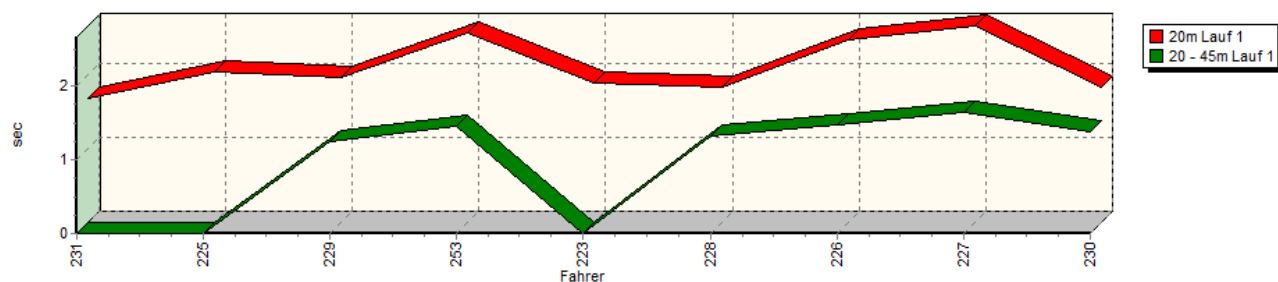
Rg.	Nr.	Sektor 1 (20m)	Sektor 2 (20-45m)	Sektor 3	Laufzeit	Speed (Lauf)
1	280	<b>TRIEBSTEIN Christian</b>	Alfa 147 JTD Cup			
		Lauf 1:	00:02.434	00:01.628	02:57.309	109,17 km/h
		Lauf 2:	00:02.518	00:01.612	02:56.948	109,35 km/h

## Sektorzeiten & Speeds - Rennen - Klassen 29-31

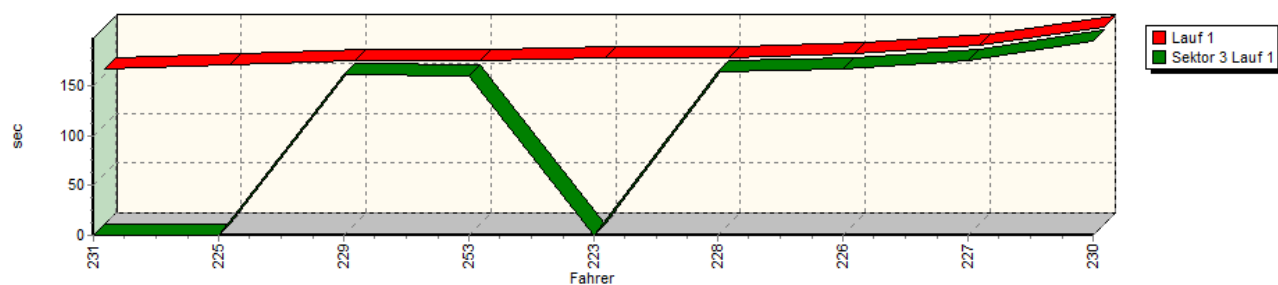
Speed-Diagramm Lauf 1



Sektor-Diagramm (Start) Lauf 1

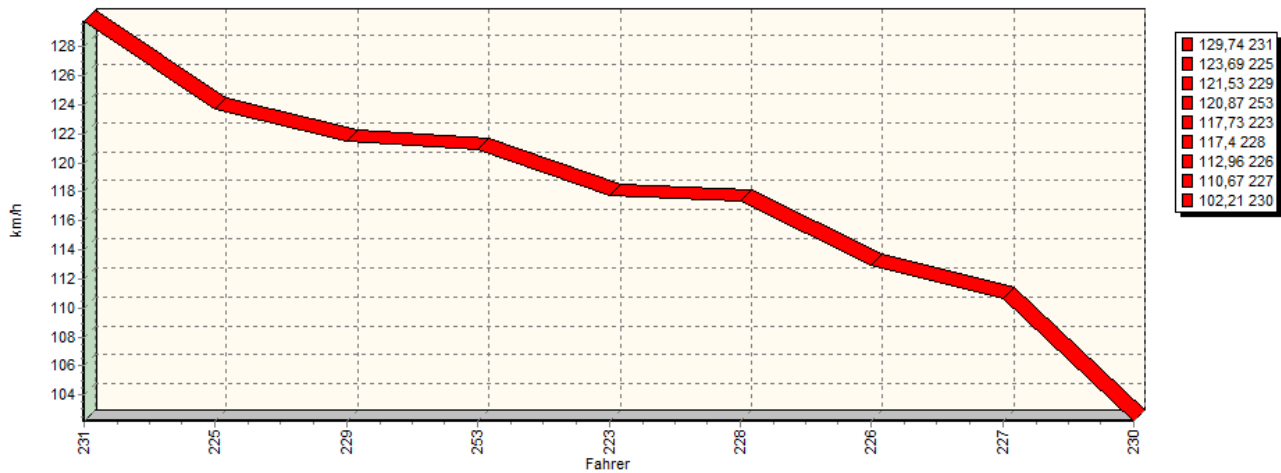


Sektor-Diagramm (Rest) Lauf 1

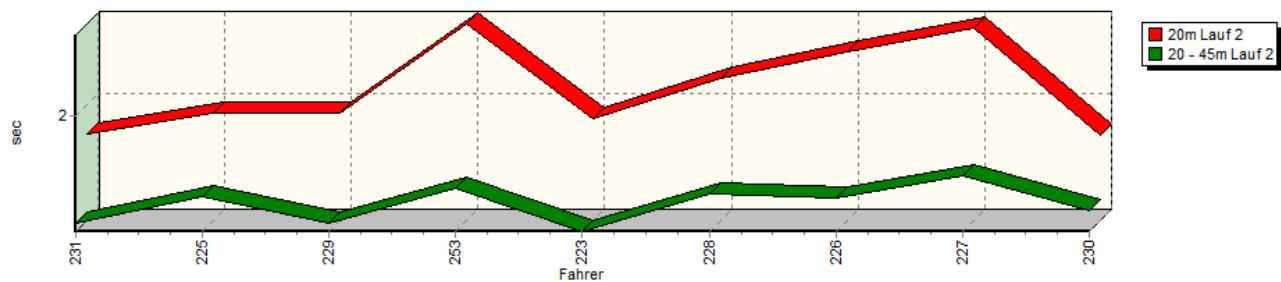


## Sektorzeiten & Speeds - Rennen - Klassen 29-31

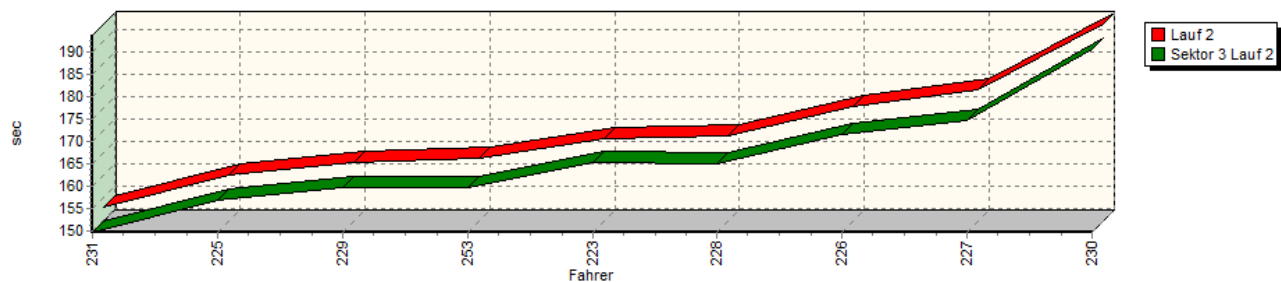
Speed-Diagramm Lauf 2



Sektor-Diagramm (Start) Lauf 2



Sektor-Diagramm (Rest) Lauf 2



Rg.	Nr.	Sektor 1 (20m)	Sektor 2 (20-45m)	Sektor 3	Laufzeit	Speed (Lauf)
1	231	<b>CERMAK Jan</b>		Mitsubishi Colt EVO 600		
		Lauf 1:	00:01.665	*	02:35.608	127,24 km/h
		Lauf 2:	00:01.781	00:01.193	02:32.616	129,74 km/h
2	225	<b>MEIXNER Richard</b>		Mitsubishi EVO VIII		
		Lauf 1:	00:02.037	*	02:39.882	123,84 km/h
		Lauf 2:	00:01.936	00:01.395	02:40.084	123,69 km/h

## Sektorzeiten & Speeds - Rennen - Klassen 29-31

Rg.	Nr.		Sektor 1 (20m)	Sektor 2 (20-45m)	Sektor 3	Laufzeit	Speed (Lauf)
3	229	<b>SUCHOMEL Lukas</b>		Lotus Elise			
		Lauf 1:	00:01.946	00:01.245	02:41.457	02:44.648	120,26 km/h
		Lauf 2:	00:01.944	00:01.195	02:39.784	02:42.923	121,53 km/h
4	253	<b>PERMETINGER Bernhard</b>		BMW M3 E30			
		Lauf 1:	00:02.564	00:01.453	02:40.582	02:44.599	120,29 km/h
		Lauf 2:	00:02.613	00:01.459	02:39.734	02:43.806	120,87 km/h
5	223	<b>HANDA Norbert</b>		Lancia Delta Integrale			
		Lauf 1:	00:01.877	*	*	02:47.305	118,35 km/h
		Lauf 2:	00:01.903	00:01.132	02:45.151	02:48.186	117,73 km/h
6	228	<b>DANIEL Antonin</b>		Mitsubishi Lancer EVO IX			
		Lauf 1:	00:01.826	00:01.307	02:44.340	02:47.473	118,23 km/h
		Lauf 2:	00:02.201	00:01.411	02:45.035	02:48.647	117,40 km/h
7	226	<b>RÖCK Sabine</b>		VW Golf I Turbo			
		Lauf 1:	00:02.459	00:01.467	02:46.963	02:50.889	115,86 km/h
		Lauf 2:	00:02.406	00:01.389	02:51.490	02:55.285	112,96 km/h
8	227	<b>GESELL Marcus</b>		Seat Leon Supercopa			
		Lauf 1:	00:02.649	00:01.628	02:55.120	02:59.397	110,37 km/h
		Lauf 2:	00:02.581	00:01.549	02:54.786	02:58.916	110,67 km/h
9	230	<b>BOTEZ Sorin</b>		Mitsubishi EVO VI			
		Lauf 1:	00:01.824	00:01.377	03:14.991	03:18.192	99,90 km/h
		Lauf 2:	00:01.769	00:01.286	03:10.672	03:13.727	102,21 km/h